







Data Sheet | Item Number: 787-3861/600-000

Electronic circuit breaker; 1-channel; 24 VDC input voltage; 6 A; Signal contact

<https://www.wago.com/787-3861/600-000>



Features:

- Space-saving ECB with one channel
- Reliably and safely trips in the event of an overload and short circuit on the secondary side
- Switch-on capacity > 50,000 μ F
- Enables the use of an economical, standard power supply
- Minimizes wiring via two voltage outputs and maximizes commoning options on both input and output sides (e.g., commoning of the output voltage on 857 and 2857 Series devices)
- Status signal – adjustable as single or group message
- Reset, switch on/off via remote input or local switch
- Prevents power supply overload due to total inrush current thanks to time-delayed switching on during interconnected operation

Notes

Note	The device is designed for use in SELV circuits. Depending on the output current, please use the approved minimum conductor cross-sections: 26 AWG (0.5 A); 18 AWG (6 A)
------	---

Technical data

Input		Output	
Nominal input voltage $U_{i\text{nom}}$	DC 24 V	Total number of channels (module)	1
Input voltage range	DC 18 ... 30 V	Nominal output voltage $U_{o\text{nom}}$	1 x DC 24 V
		Output voltage range	DC 18 ... 30 V (U_e – voltage drop)
		Voltage drop	≤ 180 mV
		Nominal output current $I_{o\text{nom}}$	1 x 6 A (fixed setting)
		Default Setting	switched off
		Trip time	4 ms ... 100 s (load-dependent)
		Switch-on capacity	
		Switch-on behavior	Time-delayed channel switching (load-dependent, min. 0 ms/max. 500 ms)

Signaling and communication

Signaling	1 x Status LED (green/yellow/red) 1 x Signal output (18 ... 30 VDC, max. 0.015 A), Default setting: triggered
Operation status indicator	Green LED (channel OK) Red LED (channel switched off)
Remote input	1 x Control input (15 ... 30 VDC (active high); 0 ... 5 VDC (active low); max. 0.015 A)

Efficiency/power losses

Power loss P_l	≤ 0.4 W (no load)
Efficiency (typ.)	98 %

Circuit protection

Internal fuse	T 8 A
---------------	-------

Safety and protection

		Insulation coordination (UL)	
Isolation voltage (connectors – housing)	DC 1.5 kV	Overvoltage category	II
Protection class	III	Pollution degree	2
Protection type	IP20; per EN 60529		
Reverse voltage protection	No		
Transient suppression (primary)	Suppressor diode (33 V)		
Parallel operation of single channels	Not permitted		
Series operation	No		
MTBF	1,168,394 h		

Insulation coordination

Overvoltage category	II
Pollution degree	2

Connection data

Number of jumper slots	8
Connection technology	Push-in CAGE CLAMP®
WAGO connector	WAGO 857 Series
Solid conductor	0.08 ... 2.5 mm ² / 26 ... 14 AWG
Fine-stranded conductor	0.34 ... 2.5 mm ² / 22 ... 14 AWG
Strip length	9 ... 10 mm / 0.35 ... 0.39 inches
Note (conductor cross-section)	Depending on the output current, use the conductor cross-sections tested and approved by UL: 26 ... 14 AWG (0.5 A); 18 ... 14 AWG (6 A)

Physical data

Width	6 mm / 0.236 inches
Height	94 mm / 3.701 inches
Depth	94 mm / 3.701 inches
Depth from upper-edge of DIN-rail	97.8 mm / 3.85 inches

Mechanical data

Mounting type	DIN-35 rail
---------------	-------------

Material data

Fire load	0.631 MJ
Weight	55.6 g

Environmental requirements

Ambient temperature (operation)	-25 ... +70 °C
Ambient temperature (storage)	-40 ... +85 °C
Relative humidity	10 ... 95 % (no condensation permissible)
Derating	See instruction manual
Operating altitude	≤ 2000 m (a.s.l.)

Standards and specifications

Conformity marking	CE; UKCA
Standards/specifications	EN 61000-6-2 EN 61000-6-3 UL 61010-2-201 DNV UL 2367

Commercial data

ETIM 9.0	EC001440
ETIM 8.0	EC001440
PU (SPU)	1 pcs
Packaging type	Bag
Country of origin	IN
Customs tariff number	85363010900

Environmental Product Compliance

CAS-No.	11120-22-2 1303-86-2 1317-36-8 7439-92-1
REACH Candidate List Substance	Diboron trioxide Lead Lead monoxide Lead silicate
RoHS Compliance Status	Compliant,With Exemption
RoHS Exemption	6(c) 7(a) 7(c)-I 7(c)-II
SCIP notification number (Austria)	12a75061-6c6c-490d-a64e-5e9a64e31eb3
SCIP notification number (Belgium)	a199717d-f6d2-4783-bae8-13cb7b66c32f
SCIP notification number (Bulgaria)	a51532b1-033b-47cb-b814-01e191a61058
SCIP notification number (Czech Republic)	4907d0f9-57ab-4763-8161-26f6d7762ea0
SCIP notification number (Denmark)	add5826e-f89a-4e57-96a1-41bb9b141bbd
SCIP notification number (Finland)	9f147a01-9e41-4da5-97e3-c916903c21d4
SCIP notification number (France)	8d3d4298-579a-4fad-86e1-1cf813e41e53
SCIP notification number (Germany)	9b585ec8-dfdc-4747-a87b-8d69ceeca1c1
SCIP notification number (Hungary)	38e190ec-f0cf-47a0-8d5d-3c8ffd062909
SCIP notification number (Italy)	20049dc2-315e-4a8e-826a-65f3b691caff
SCIP notification number (Netherlands)	818c2418-eacb-47ab-9101-acbde01645a8
SCIP notification number (Poland)	60136c2f-5531-4ee0-82f0-6c623b1fbb36
SCIP notification number (Romania)	c6a6ede4-e322-4847-957d-a3fe52dea868
SCIP notification number (Sweden)	63841341-d7eb-40aa-9a88-70dabdf270b0

Approvals / Certificates

General approvals **Declarations of conformity and manufacturer's declarations**



Approval	Standard	Certificate Name
EAC GZO Almaty Standart	TP TC 020/2011	EAC CoC 03081
UL Underwriters Laboratories Inc. (ORDINARY LOCATIONS)	UL 61010-2-201	UL E175199 Vol.3 Sec.5
UR Underwriters Laboratories Inc.	-	E175199

Approval	Standard	Certificate Name
EU-Declaration of Conformity WAGO GmbH & Co. KG	-	-
UK-Declaration of Conformity WAGO GmbH & Co. KG	-	-

Approvals for marine applications



Approval	Standard	Certificate Name
DNV DNV Germany GmbH	DNV-CG-0339, Aug.2021	TAA00001D1

Approvals for hazardous areas



Approval	Standard	Certificate Name
UL Underwriters Laboratories Inc. (HAZARDOUS LOCATIONS)	UL 121201	E198726

Downloads

Environmental Product Compliance

Compliance Search	
Environmental Product Compliance 787-3861/600-000	↓

Documentation

Manual			
Product Manual Electronic circuit breaker	V 1.0.0 25.03.2024	pdf 7050.91 KB	↓

Instruction Leaflet			
Electronic Circuit Breaker	V 1.1.1 11.09.2023	pdf 2491.12 KB	↓

CAD/CAE-Data

CAD data	
2D/3D Models 787-3861/600-000	↓

1 Compatible Products

1.1 Optional Accessories

1.1.1 Jumper

1.1.1.1 Jumper

Item No.: 859-410/000-006 Jumper; for jumper slot; 10-way; insulated; blue	Item No.: 859-410 Jumper; for jumper slot; 10-way; insulated; light gray	Item No.: 859-410/000-005 Jumper; for jumper slot; 10-way; insulated; red	Item No.: 859-410/000-029 Jumper; for jumper slot; 10-way; insulated; yellow
Item No.: 859-402/000-006 Jumper; for jumper slot; 2-way; insulated; blue	Item No.: 859-402 Jumper; for jumper slot; 2-way; insulated; light gray	Item No.: 859-402/000-029 Jumper; for jumper slot; 2-way; insulated; yellow	Item No.: 859-403/000-006 Jumper; for jumper slot; 3-way; insulated; blue
Item No.: 859-403 Jumper; for jumper slot; 3-way; insulated; light gray	Item No.: 859-403/000-005 Jumper; for jumper slot; 3-way; insulated; red	Item No.: 859-403/000-029 Jumper; for jumper slot; 3-way; insulated; yellow	Item No.: 859-404/000-006 Jumper; for jumper slot; 4-way; insulated; blue
Item No.: 859-404 Jumper; for jumper slot; 4-way; insulated; light gray	Item No.: 859-404/000-005 Jumper; for jumper slot; 4-way; insulated; red	Item No.: 859-404/000-029 Jumper; for jumper slot; 4-way; insulated; yellow	Item No.: 859-405/000-006 Jumper; for jumper slot; 5-way; insulated; blue
Item No.: 859-405 Jumper; for jumper slot; 5-way; insulated; light gray	Item No.: 859-405/000-005 Jumper; for jumper slot; 5-way; insulated; red	Item No.: 859-405/000-029 Jumper; for jumper slot; 5-way; insulated; yellow	Item No.: 859-406/000-006 Jumper; for jumper slot; 6-way; insulated; blue
Item No.: 859-406 Jumper; for jumper slot; 6-way; insulated; light gray	Item No.: 859-406/000-005 Jumper; for jumper slot; 6-way; insulated; red	Item No.: 859-406/000-029 Jumper; for jumper slot; 6-way; insulated; signal yellow	Item No.: 859-407/000-006 Jumper; for jumper slot; 7-way; insulated; blue

1.1.1.1 Jumper



Item No.: 859-407
Jumper; for jumper slot; 7-way; insulated; light gray



Item No.: 859-407/000-005
Jumper; for jumper slot; 7-way; insulated; red



Item No.: 859-407/000-029
Jumper; for jumper slot; 7-way; insulated; yellow



Item No.: 859-408/000-006
Jumper; for jumper slot; 8-way; insulated; blue



Item No.: 859-408
Jumper; for jumper slot; 8-way; insulated; light gray



Item No.: 859-408/000-005
Jumper; for jumper slot; 8-way; insulated; red



Item No.: 859-408/000-029
Jumper; for jumper slot; 8-way; insulated; yellow



Item No.: 859-409/000-006
Jumper; for jumper slot; 9-way; insulated; blue



Item No.: 859-409
Jumper; for jumper slot; 9-way; insulated; light gray



Item No.: 859-409/000-005
Jumper; for jumper slot; 9-way; insulated; red



Item No.: 859-409/000-029
Jumper; for jumper slot; 9-way; insulated; yellow

1.1.2 Marking

1.1.2.1 Marker



Item No.: 793-5501
WMB marking card; as card; for terminal block width 5 - 17.5 mm; stretchable 5 - 5.2 mm; plain; snap-on type; white



Item No.: 793-502
WMB marking card; as card; MARKED; 1 ... 10 (10x); not stretchable; Horizontal marking; snap-on type; white



Item No.: 793-566
WMB marking card; as card; MARKED; 1 ... 50 (2x); not stretchable; Horizontal marking; snap-on type; white



Item No.: 793-503
WMB marking card; as card; MARKED; 11 ... 20 (10x); not stretchable; Horizontal marking; snap-on type; white



Item No.: 793-504
WMB marking card; as card; MARKED; 21 ... 30 (10x); not stretchable; Horizontal marking; snap-on type; white



Item No.: 793-505
WMB marking card; as card; MARKED; 31 ... 40 (10x); not stretchable; Horizontal marking; snap-on type; white



Item No.: 793-506
WMB marking card; as card; MARKED; 41 ... 50 (10x); not stretchable; Horizontal marking; snap-on type; white



Item No.: 793-501
WMB marking card; as card; not stretchable; plain; snap-on type; white



Item No.: 2009-115
WMB-Inline; for Smart Printer; 1500 pieces on roll; stretchable 5 - 5.2 mm; plain; snap-on type; white

1.1.2.2 Marking strip



Item No.: 2009-110
Marking strips; for Smart Printer; on reel; not stretchable; plain; snap-on type; white

1.1.3 Potential distribution

1.1.3.1 Potential distribution module

Item No.: 787-3861/000-1000
Potential distribution module; 1 potential; with 8 clamping points 0V; Conductor cross-section up to 2.5 mm²

Item No.: 787-3861/000-2000
Potential distribution module; 1 potential; with 8 clamping points 24V; Conductor cross-section up to 2.5 mm²

Item No.: 787-3861/000-3000
Potential distribution module; 2 potentials; with 4 clamping points each (0V / 24V); Conductor cross-section up to 2.5 mm²

1.1.4 Tool

1.1.4.1 Operating tool



Item No.: 210-720

Operating tool; Blade: 3.5 x 0.5 mm; with a partially insulated shaft; multicoloured