

4-794626-2 ✓ ACTIVE

MATE-N-LOK | Micro MATE-N-LOK


TE Internal #: 4-794626-2

PCB Mount Header, Right Angle, Wire-to-Board, 12 Position, 3 mm [.118 in] Centerline, Fully Shrouded, Gold, Surface Mount, Power, Micro MATE-N-LOK

[View on TE.com >](#)



Connectors > PCB Connectors > PCB Headers & Receptacles



Connector System: **Wire-to-Board**

Number of Positions: **12**

Number of Rows: **2**

Centerline (Pitch): **3 mm [.118 in]**

PCB Mount Orientation: **Right Angle**

## Features

### Product Type Features

Mixed & Hybrid Header	No
Connector Shape	Rectangular
Connector System	Wire-to-Board
Header Type	Fully Shrouded
Sealable	No
Connector & Contact Terminates To	Printed Circuit Board
PCB Connector Assembly Type	PCB Mount Header

### Configuration Features

Number of Power Positions	12
Number of Columns	6
Number of Loaded Positions	12
Connector Contact Load Condition	Fully Loaded
Number of Positions	12
Number of Rows	2



PCB Mount Orientation	Right Angle
-----------------------	-------------

### Electrical Characteristics

Operating Voltage	250 VAC
-------------------	---------

### Body Features

PCB Retention Feature Material	Phosphor Bronze
--------------------------------	-----------------

PCB Retention Feature Plating Material	Tin
--	-----

Primary Product Color	Black
-----------------------	-------

### Contact Features

Contact Mating Area Length	4.15 mm[.163 in]
----------------------------	------------------

Contact Size	.64mm
--------------	-------

Mating Square Post Dimension	.64 mm[.025 in]
------------------------------	-----------------

PCB Contact Termination Area Plating Material Thickness	2.54 – 7.62 $\mu$ m[100 – 300 $\mu$ in]
---	---

Contact Layout	Matrix
----------------	--------

Contact Underplating Material Thickness	1.27 – 2.54 $\mu$ m[50 – 100 $\mu$ in]
---	--

Contact Mating Area Plating Material Thickness	.76 $\mu$ m[30 $\mu$ in]
--	--------------------------

PCB Contact Termination Area Plating Material Finish	Matte
--	-------

Contact Shape & Form	Square
----------------------	--------

Contact Underplating Material	Nickel
-------------------------------	--------

PCB Contact Termination Area Plating Material	Tin
---	-----

Contact Base Material	Brass
-----------------------	-------

Contact Mating Area Plating Material	Gold
--------------------------------------	------

Contact Type	Tab
--------------	-----

Contact Current Rating (Max)	5 A
------------------------------	-----

### Termination Features

Square Termination Post & Tail Dimension	.64 mm[.025 in]
--	-----------------

Termination Method to PCB	Surface Mount
---------------------------	---------------

### Mechanical Attachment

Mating Alignment Type	Polarization
-----------------------	--------------

Mating Retention	With
------------------	------

Panel Mount Feature	Without
---------------------	---------

PCB Mount Retention Type	Hold-Down
--------------------------	-----------

Mating Retention Type	Locking Tab
-----------------------	-------------



Connector Mounting Type	Board Mount
-------------------------	-------------

Mating Alignment	With
------------------	------

PCB Mount Alignment	Without
---------------------	---------

PCB Mount Retention	With
---------------------	------

### Housing Features

Mating Entry Location	Side
-----------------------	------

Housing Material	High Temperature Nylon
------------------	------------------------

Centerline (Pitch)	3 mm [.118 in]
--------------------	----------------

### Dimensions

Connector Length	22 mm [.866 in]
------------------	-----------------

Connector Height	7.37 mm [.29 in]
------------------	------------------

PCB Thickness (Recommended)	1.57 mm [.062 in]
-----------------------------	-------------------

Row-to-Row Spacing	3 mm [.118 in]
--------------------	----------------

### Usage Conditions

Operating Temperature (Max)	105 °C [221 °F]
-----------------------------	-----------------

Operating Temperature Range	-40 – 105 °C [-40 – 221 °F]
-----------------------------	-----------------------------

### Operation/Application

Circuit Application	Power
---------------------	-------

### Industry Standards

UL Rating	Recognized
-----------	------------

Glow Wire Rating	GWT 750°C (Without Flame)
------------------	---------------------------

Compatible With Agency/Standards Products	CNR, USR
---	----------

Compatible With Approved Standards Products	UL E28476
---	-----------

UL Flammability Rating	UL 94V-0
------------------------	----------

### Packaging Features

Packaging Quantity	150
--------------------	-----

Packaging Method	Reel
------------------	------

### Product Compliance

For compliance documentation, visit the product page on [TE.com](https://www.te.com)>

EU RoHS Directive 2011/65/EU	Compliant
------------------------------	-----------

EU ELV Directive 2000/53/EC	Compliant
-----------------------------	-----------



China RoHS 2 Directive MIIT Order No 32, 2016	No Restricted Materials Above Threshold
EU REACH Regulation (EC) No. 1907/2006	Current ECHA Candidate List: JUNE 2024 (241) Candidate List Declared Against: JUNE 2024 (241) Does not contain REACH SVHC
Halogen Content	Low Halogen - Br, Cl, F, I < 900 ppm per homogenous material. Also BFR/CFR/PVC Free
Solder Process Capability	Reflow solder capable to 260°C

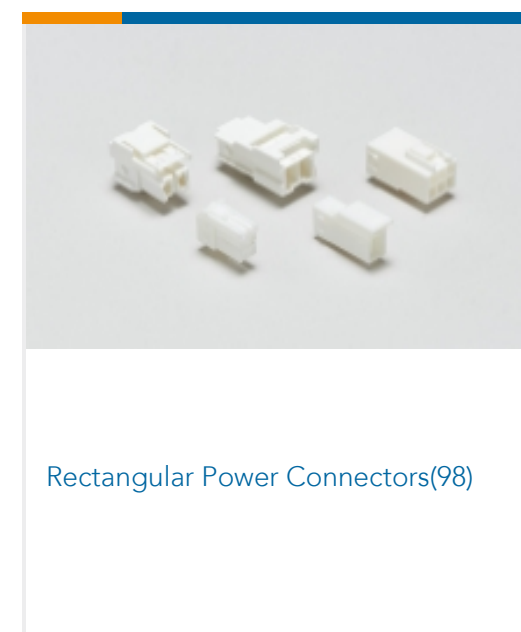
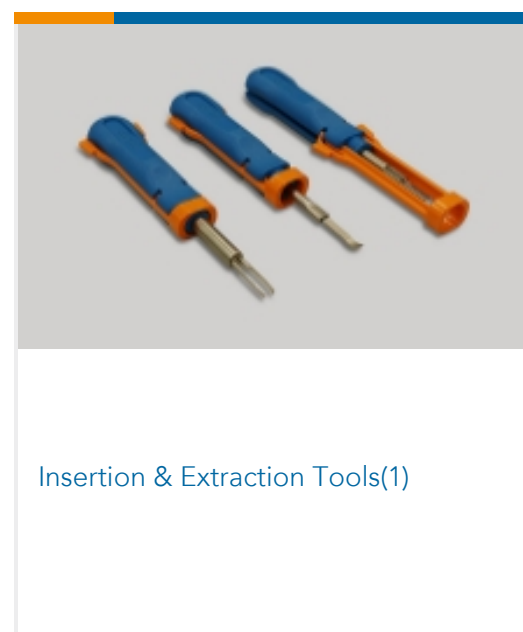
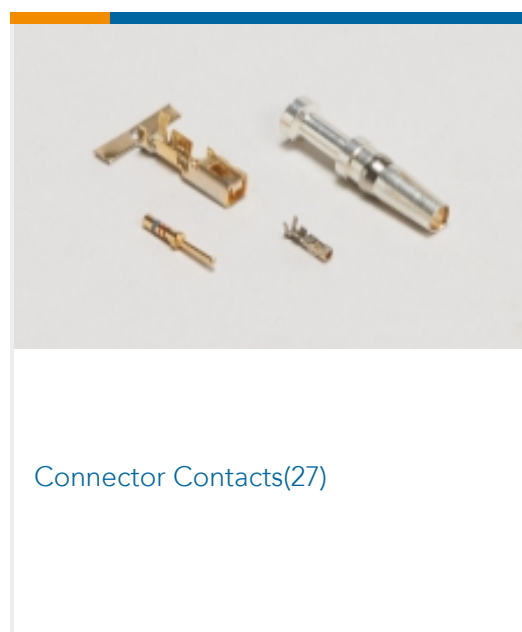
Product Compliance Disclaimer

This information is provided based on reasonable inquiry of our suppliers and represents our current actual knowledge based on the information they provided. This information is subject to change. The part numbers that TE has identified as EU RoHS compliant have a maximum concentration of 0.1% by weight in homogenous materials for lead, hexavalent chromium, mercury, PBB, PBDE, DBP, BBP, DEHP, DIBP, and 0.01% for cadmium, or qualify for an exemption to these limits as defined in the Annexes of Directive 2011/65/EU (RoHS2). Finished electrical and electronic equipment products will be CE marked as required by Directive 2011/65/EU. Components may not be CE marked. Additionally, the part numbers that TE has identified as EU ELV compliant have a maximum concentration of 0.1% by weight in homogenous materials for lead, hexavalent chromium, and mercury, and 0.01% for cadmium, or qualify for an exemption to these limits as defined in the Annexes of Directive 2000/53/EC (ELV). Regarding the REACH Regulation, the information TE provides on SVHC in articles for this part number is based on the latest European Chemicals Agency (ECHA) 'Guidance on requirements for substances in articles' posted at this URL: <https://echa.europa.eu/guidance-documents/guidance-on-reach>

## Compatible Parts



## Also in the Series | Micro MATE-N-LOK



## Customers Also Bought



TE Part #5499910-4  
A/L UNIV HDR 20P VERT SHT LAT



TE Part #2040910-1  
SEMI-HARD TRAY ASSY DDR 200P  
VERTICAL



TE Part #5380598-2  
RCR AU-SPR SN-CUP 018-040



TE Part #350433-4  
12P UMNL PIN HDR ASSY NATL LF



TE Part #1761608-3  
IDC LOW PRO HDR 10P VERT SHT L



TE Part #5788336-1  
STD USB TYPE B, VERTICAL, T/H



TE Part #5-104071-1  
10 SYSTEM 50 HDR SRST SHRD SN



TE Part #2-1614884-1  
CPF 0805 15R 0.1% 25PPM 1K RL



TE Part #120957-2  
UPM EXPANDED PIN ASSEMBLY



TE Part #4-2176092-6  
RP 2A 0.25W 2K15 0.1% 25PPM 1K RL

## Documents

### Product Drawings

[12P MICRO MNL ASSY,R/A,SMT,LF](#)

English

### CAD Files

[3D PDF](#)

3D

Customer View Model

[ENG\\_CVM\\_CVM\\_4-794626-2\\_J.2d\\_dxf.zip](#)

English

Customer View Model

[ENG\\_CVM\\_CVM\\_4-794626-2\\_J.3d\\_igs.zip](#)

English

Customer View Model

[ENG\\_CVM\\_CVM\\_4-794626-2\\_J.3d\\_stp.zip](#)

English

By downloading the CAD file I accept and agree to the [Terms and Conditions](#) of use.

### Datasheets & Catalog Pages



[SOFT\\_SHELL\\_PIN\\_AND\\_SOCKET\\_CONNECTORS\\_CATALOG](#)

English

[MICRO MATE-N-LOK CONNECTOR SYSTEM](#)

English

---

[Product Specifications](#)

[Application Specification](#)

English

---

[Agency Approvals](#)

[VDE Certificate](#)

English