Part Number	Colour	Material	Fig.	Hole Dia.	Panel Range
RP0000383266	Black	PA6 UL94V2	1	3.0 ±0.08	1.0 - 4.0
RP0000383279	Natural				
RP0000383267	Black	PA66 UL94V2	2	3.18 ±0.08	0.79 - 3.56
RP0000383280	Natural				
RP0000383269	Black	PA6 UL94V2	3	3.5 ±0.08	1.0 - 5.0
RP0000383282	Natural				
RP0000383281	Black	PA6 UL94V2	4	4.0 ±0.08	1.5 - 6.0
RP0000383283	Natural				
RP0000383285	Black	PA6 UL94V2	5	4.1 ±0.08	4.0 - 6.5
RP0000383284	Natural				
RP0000383286	Black	PA66 UL94V2	6	4.8 ±0.08	1.0 - 9.5
RP0000383276	Natural				
RP0000383287	Black	PA66 UL94V2	7	4.8 ±0.08	4.0 - 7.1
RP0000383303	Natural				
RP0000383295	Black	PA66 UL94V2	8	5.1 ±0.08	1.5 - 7.0
RP0000383307	Natural				
RP0000383302	Black	PA66 UL94V2	9	5.5 ±0.08	2.4 - 4.0
RP0000383304	Natural				
RP0000383306	Black	PA66 UL94V2	10	6.0 ±0.08	3.0 - 7.0
RP0000383310	Natural				
RP0000383313	Black	PA66 UL94V2	11	6.4 ±0.08	1.5 - 6.4
RP0000383321	Natural				
RP0000383328	Black	PA66 UL94V2	12	6.4 ±0.08	3.0 - 7.0
RP0000383331	Natural				
RP0000383337	Black	PA66 UL94V2	13	6.4 ±0.08	4.0 - 9.5
RP0000383339	Natural				
RP0000383371	Black	PA66 UL94V2	14	6.4 ±0.08	7.1 - 12.7
RP0000383373	Natural				
RP0000383377	Black	PA66 UL94V2	15	7.0 ±0.08	2.5 - 9.0
RP0000383383	Natural				
RP0000383282	Black	PA6 UL94V2	16	8.0 ±0.08	3.0 - 10.0
RP0000383368	Natural				

Fig.1

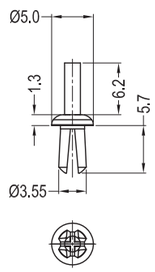

Hole: 3.0±0.08mm
Panel Thickness: 1.0-4.0mm

Fig.2

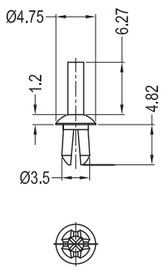

Hole: 3.18±0.08mm
Panel Thickness: 0.79-3.56mm

Fig.3

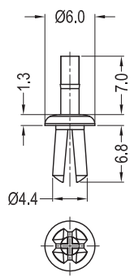

Hole: 3.5±0.08mm
Panel Thickness: 1.0-5.0mm

Fig.4

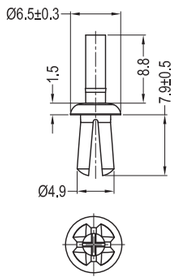

Hole: 4.0±0.08mm
Panel Thickness: 1.5-6.0mm

Fig.5

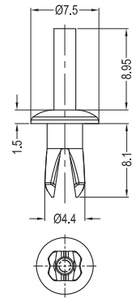

Hole: 4.1±0.08mm
Panel Thickness: 4.0-6.5mm

Fig.6

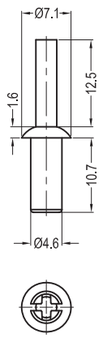

Hole: 4.8±0.08mm
Panel Thickness: 1.0-9.5mm

Fig.7

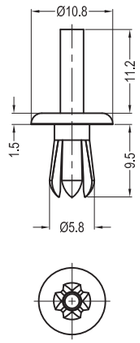

Hole: 4.8±0.08mm
Panel Thickness: 4.0-7.1mm

Fig.8

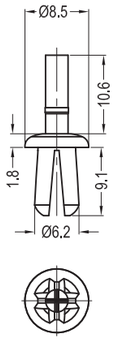

Hole: 5.1±0.08mm
Panel Thickness: 1.5-7.0mm

Fig.9

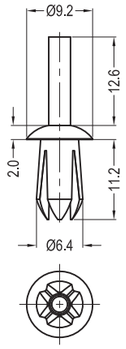

Hole: 5.5±0.08mm
Panel Thickness: 2.4-4.0mm

Fig.10

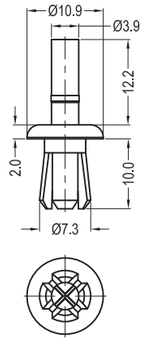

Hole: 6.0±0.08mm
Panel Thickness: 3.0-7.0mm

Fig.11

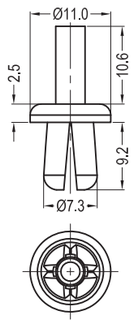

Hole: 6.4±0.08mm
Panel Thickness: 1.5-6.4mm

Fig.12

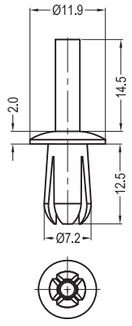

Hole: 6.4±0.08mm
Panel Thickness: 3.0-7.0mm

Fig.13

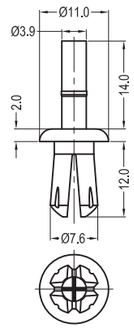

Hole: 6.4±0.08mm
Panel Thickness: 4.0-9.5mm

Fig.14

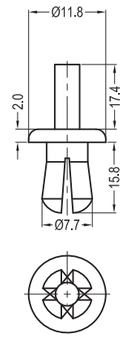

Hole: 6.4±0.08mm
Panel Thickness: 7.1-12.7mm

Fig.15

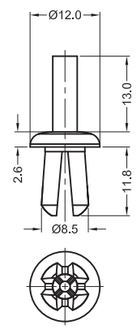

Hole: 7.0±0.08mm
Panel Thickness: 2.5-9.0mm

Fig.16

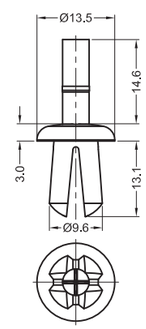

Hole: 8.0±0.08mm
Panel Thickness: 3.0-10.0mm

REVISION	
A	INITIAL DRAWING 02.02.2024

NOTES: DO NOT SCALE DRAWING

Fastenings

UNLESS OTHERWISE SPECIFIED:
DIMENSIONS ARE IN MM (MILLIMETERS).
TOLERANCES: L</=4: ±0.1
4 < L </=15: ±0.2
15 < L </=50: ±0.3
50 < L </=100: ±0.4

	NAME	DATE
DRAWN	Andrew Fletcher	02.02.24
CHK'D		
APPV'D		

MATERIAL: SEE TABLE

HEAT TREATMENT: N/A

TITLE: EXPANSION DRIVE RIVETS

DESIGN RIGHT. TR FASTENINGS LTD, 2024
UNDER NO CIRCUMSTANCES MUST THIS DRAWING BE COPIED OR DISCLOSED WITHOUT FIRST OBTAINING WRITTEN AUTHORITY.

CUSTOMER PART NUMBER: N/A

FINISH/COLOUR: SEE TABLE

DRAWING NUMBER: N/A

A4

PROJECTION