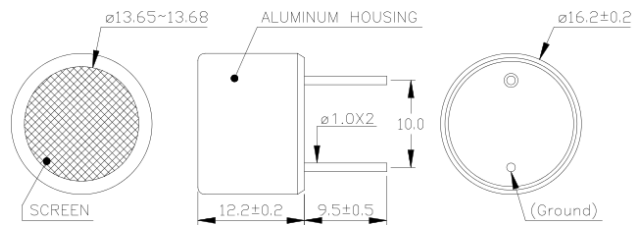


Air Ultrasonic Ceramic Transducers

400PT160



Dimensions: dimensions are in mm



Specification

400PT160	Transceiver
Center Frequency	40.0±1.0KHz
Bandwidth (-6dB)	400PT160 2.0KHz
Transmitting Sound Pressure Level at resonant frequency; 0dB re 0.0002μbar per 10Vrms at 30cm	117dB min.
Receiving Sensitivity at resonant frequency 0dB = 1 volt/μbar	-65dB min.
Nominal Impedance (Ohm)	1000
Ringling (ms) max.	1.2 – PT160 1.5 – PT16P
Capacitance at 1KHz ±20%	2400 pF
Max. Driving Voltage (cont.)	20Vrms
Total Beam Angle -6dB	40° typical
Operation Temperature	-30 to 70°C
Storage Temperature	-40 to 80°C

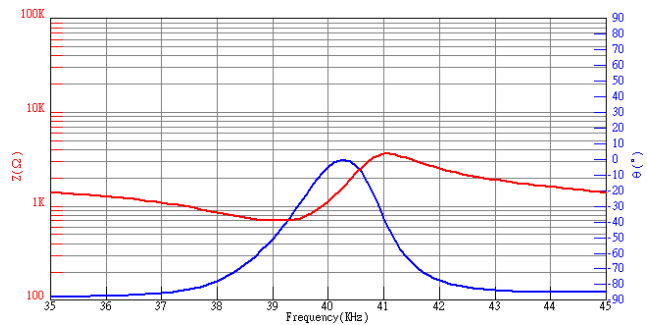
All specification taken typical at 25°C
Closer frequency tolerance, shorter ringling and wider bandwidth models can be supplied upon request.

Model available:

1	400PT160	Aluminum Housing
2	400PT16P	Plastic Housing

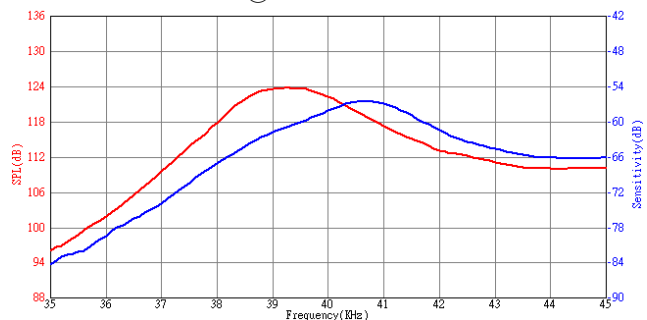
Impedance/Phase Angle vs. Frequency

Tested under 1Vrms Oscillation Level



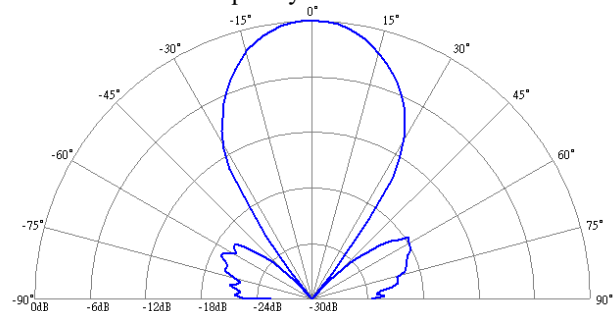
Sensitivity/Sound Pressure Level

Tested under 10Vrms @30cm



Beam Angle

Tested at 40.0Khz frequency



S. Square Enterprise Company Limited
Pro-Wave Electronics Corporation

[Http://www.pro-wave.com.tw](http://www.pro-wave.com.tw) ; E-mail: sales@pro-wave.com.tw ; Tel: 886-2-22465101 ; Fax: 886-2-22465105