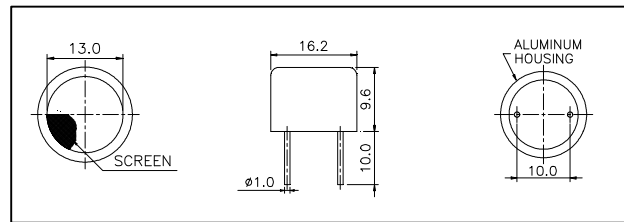


Air Ultrasonic Ceramic Transducers

328ST/R160



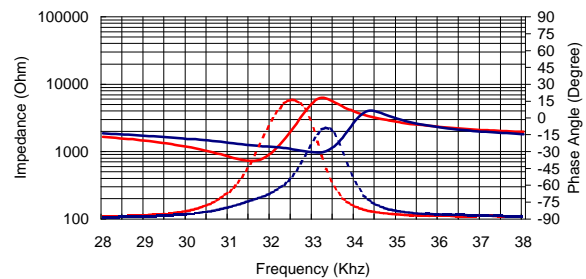
Dimensions: dimensions are in mm



Impedance/Phase Angle vs. Frequency

Tested under 1Vrms Oscillation Level

328SR160 Impedance ————
328SR160 Phase
328ST160 Impedance ————
328ST160 Phase
328ST160 Phase

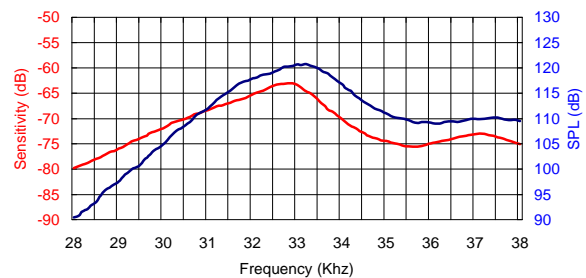


Specification

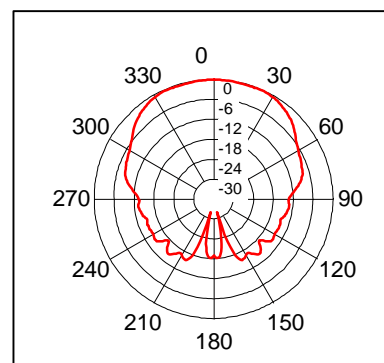
328ST160	Transmitter
328SR160	Receiver
Center Frequency	32.8±1.0Khz
Bandwidth (-6dB)	328ST160 2.5Khz 328SR160 2.5Khz
Transmitting Sound Pressure Level	115dB min.
at 32.8Khz; 0dB re 0.0002μbar per 10Vrms at 30cm	
Receiving Sensitivity	-67dB min.
at 32.8Khz 0dB = 1 volt/μbar	
Capacitance at 1Khz	±20% 2400 pF
Max. Driving Voltage (cont.)	20Vrms
Total Beam Angle	-6dB 100° typical
Operation Temperature	-30 to 80°C
Storage Temperature	-40 to 85°C

Sensitivity/Sound Pressure Level

Tested under 10Vrms @30cm



Beam Angle: Tested at 32.8Khz frequency



All specification taken typical at 25°C
Closer frequency tolerance can be supplied upon request.

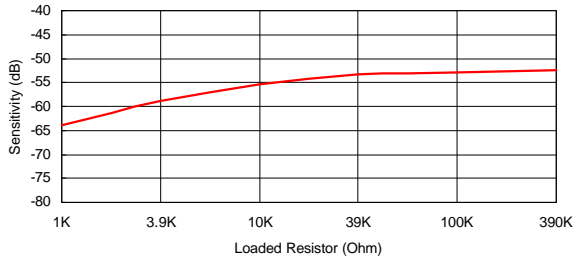
Model available:

1	328ST/R160	Aluminum Housing
---	------------	------------------

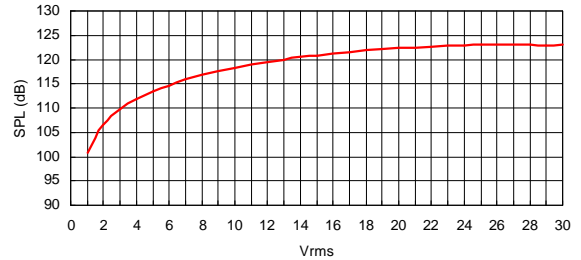
328SR160 Receiver

328ST160 Transmitter

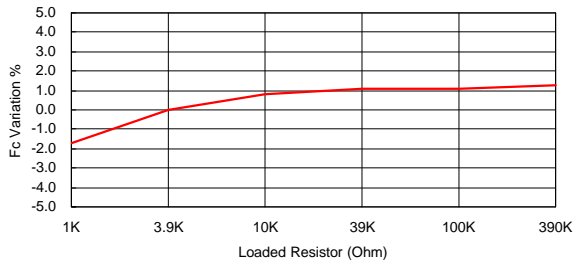
Sensitivity Variation vs. Loaded Resistor



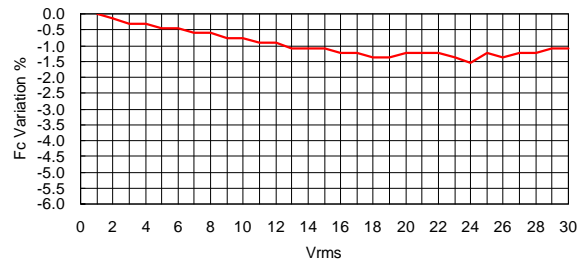
SPL Variation vs. Driving Voltage



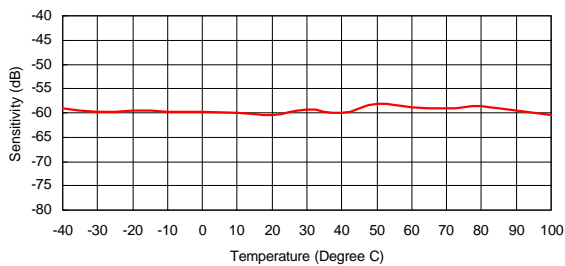
Center Frequency Shift vs. Loaded Resistor



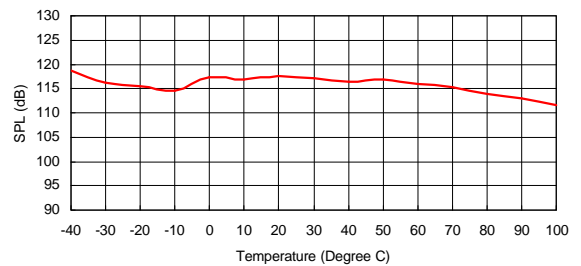
Center Frequency Shift vs. Driving Voltage



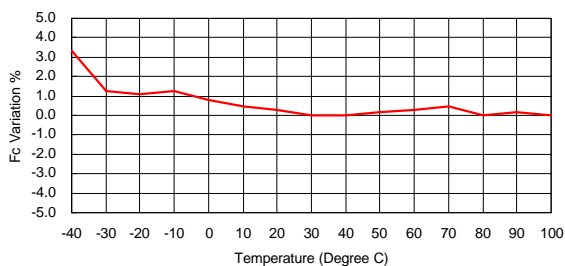
Sensitivity Variation vs. Temperature



SPL Variation vs. Temperature



Center Frequency Shift vs. Temperature



Center Frequency Shift vs. Temperature

