











This item includes:

 Item No.: 221-412 Splicing connector with levers; for all conductor types; max. 4 mm ² ; 2-conductor; with levers; transparent housing; Surrounding air temperature: max 85°C (T85); 4,00 mm ² ; transparent	 Item No.: 221-413 Splicing connector with levers; for all conductor types; max. 4 mm ² ; 3-conductor; with levers; transparent housing; Surrounding air temperature: max 85°C (T85); 4,00 mm ² ; transparent	 Item No.: 221-415 Splicing connector with levers; for all conductor types; max. 4 mm ² ; 5-conductor; with levers; transparent housing; Surrounding air temperature: max 85°C (T85); 4,00 mm ² ; transparent	 Item No.: 2273-203 PUSH WIRE® splicing connector; for solid conductors; max. 2.5 mm ² ; 3-conductor; transparent housing; orange cover; Surrounding air temperature: max 60°C (T60); 2,50 mm ² ; transparent
 Item No.: 2273-205 PUSH WIRE® splicing connector; for solid conductors; max. 2.5 mm ² ; 5-conductor; transparent housing; yellow cover; Surrounding air temperature: max 60°C (T60); 2,50 mm ² ; transparent	 Item No.: 2273-208 PUSH WIRE® splicing connector; for solid conductors; max. 2.5 mm ² ; 8-conductor; transparent housing; light gray cover; Surrounding air temperature: max 60°C (T60); 2,50 mm ² ; transparent	 Item No.: 2273-500 1 Mounting carrier; for single- and double-row con.; 2273 Series; for DIN-35 rail mounting/screw mounting; orange	 Item No.: 221-500 1 Mounting carrier; 221 Series - 4 mm ² ; for DIN-35 rail mounting/screw mounting; orange

Notes

Safety management note

NOTICE: Observe installation and safety instructions!

- **Only to be used by electricians!**
- Do not work under voltage/load!
- Use only for proper use!
- Observe national regulations/standards/guidelines!
- Observe technical specifications for the products!
- Observe the number of permissible potentials!
- Do not use damaged/dirty components!
- Observe conductor types, cross-sections and strip lengths!
- Insert conductor until it hits the product's backstop!
- Use original accessories!

To be sold only with installation instructions!

Physical data

Width	259 mm / 10.197 inches
Height	63 mm / 2.48 inches
Depth	155 mm / 6.102 inches

Material data

Note (material data)	Information on material specifications can be found here
Fire load	15.679 MJ
Weight	932.9 g

Commercial data

eCl@ss 10.0	27-14-11-04
eCl@ss 9.0	27-14-11-04
ETIM 8.0	EC000446
ETIM 7.0	EC000446
PU (SPU)	1 pcs
Packaging type	Box
Country of origin	DE
GTIN	4055143616980
Customs tariff number	85369010000

Environmental Product Compliance

RoHS Compliance Status	Compliant, No Exemption
------------------------	-------------------------

Downloads

Environmental Product Compliance

Compliance Search	
Environmental Product Compliance 887-955	↓

Documentation

Bid Text			
887-955	19.02.2019	xml 3.11 KB	↓
887-955	23.01.2019	docx 15.22 KB	↓

Subject to changes. Please also observe the further product documentation!

Current addresses can be found at: www.wago.com