



Product designation	RF38		
Product type designation	Motor protection relay		
General characteristics			
Number of poles	Nr.	3	
Overvoltage category	III		
Pollution degree	3		
Frontal IP degree	IP20		
Type of release	Thermal		
Protection fuse			
	gG (IEC)	A	50
	aM (IEC)	A	25
	RK5 (UL)	A	90
Phase failure detection	yes		
Reset mode	Manual or automatic		
Power circuit characteristics			
Rated insulation voltage U_i IEC/EN	V	690	
Rated impulse withstand voltage U_{imp}	kV	6	
Rated operational voltage	V	690	
Operational frequency			
	min	Hz	0
	max	Hz	400
Operational current I_e			
	Operational current min	A	17
	Operational current max	A	23
Tripping class	10A		
Test Button	Yes		
Trip indicator	yes		
Terminals			
	type	screw and washer	
	screw	M4	
	width	mm	12.6
	tool	Phillips 2	
Tightening torque for terminals			
	min	Nm	2
	max	Nm	2.5
	min	lbin	1.5
	max	lbin	1.8
Conductor section			
	Flexible w/o lug max	mm ²	10
	Flexible c/w lug max	mm ²	6
	AWG/kcmil max	8	

Auxiliary circuit characteristics

Auxiliary contacts

	NO	Nr.	1
	NC	Nr.	1
Auxiliary Rated insulation voltage U_i IEC/EN		V	690
Auxiliary Rated impulse withstand voltage U_{imp}		kV	6
Auxiliary Rated operational voltage		V	690
Operating current AC15	24V	A	3
	120V	A	3
	240V	A	1.5
	380V	A	0.95
	480V	A	0.75
	500V	A	0.72
	600V	A	0.6
Operating current DC13	125V	A	0.11
	600V	A	0.22
IEC Conventional free air thermal current I_{th}		A	10

Terminals

Auxiliary circuit type			screw and washer
Auxiliary circuit screw			M3.5
Auxiliary circuit width	mm		8
Auxiliary circuit tool			Phillips 2

Conductor section

Auxiliary circuit Flexible w/o lug max	mm ²	2.5
Auxiliary circuit Flexible c/w lug max	mm ²	2.5

Tightening torque for terminals

Auxiliary circuit min	Nm	0.8
Auxiliary circuit max	Nm	1
Auxiliary circuit min	lbin	0.59
Auxiliary circuit max	lbin	0.74

UL/CSA and IEC/EN 60947-5-1 designation

B600-R300

Ambient conditions

Operating temperature

min	°C	-25
max	°C	60

Storage temperature

min	°C	-50
max	°C	70

Compensation temperature

min	°C	-20
max	°C	60

Max altitude

m 3000

Mechanical features

Operating position

normal allowable	Vertical plan ±30°
------------------	--------------------

Fixing

Direct mounting on BF09... BF38...

Weight

g 160

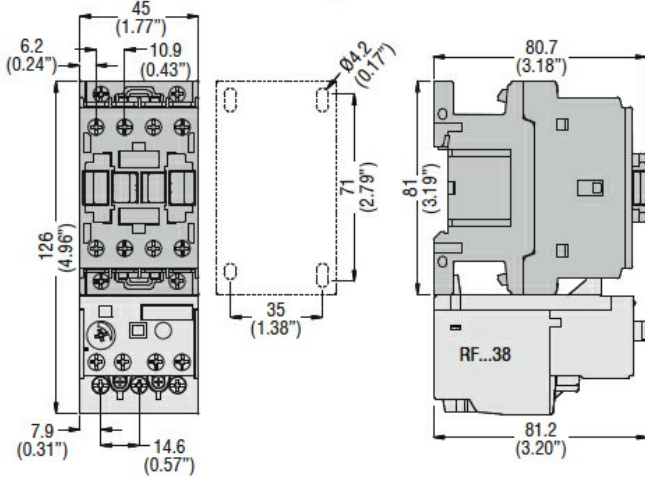
UL technical data

Full-load current (FLA) for three-phase AC motor

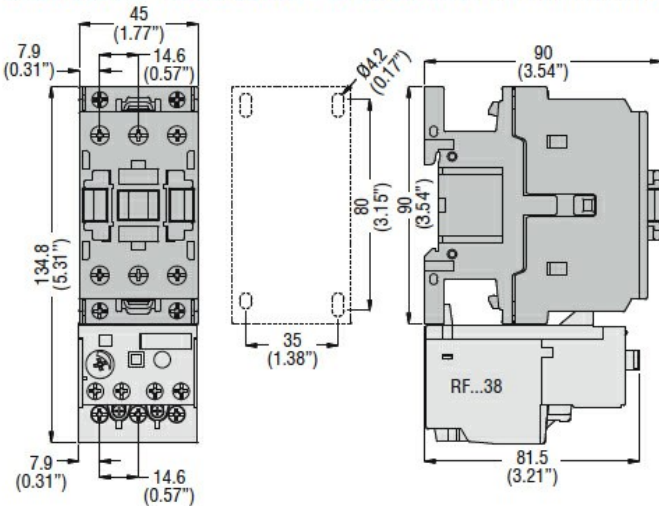
at 480V	A	23
at 600V	A	23

Dimensions

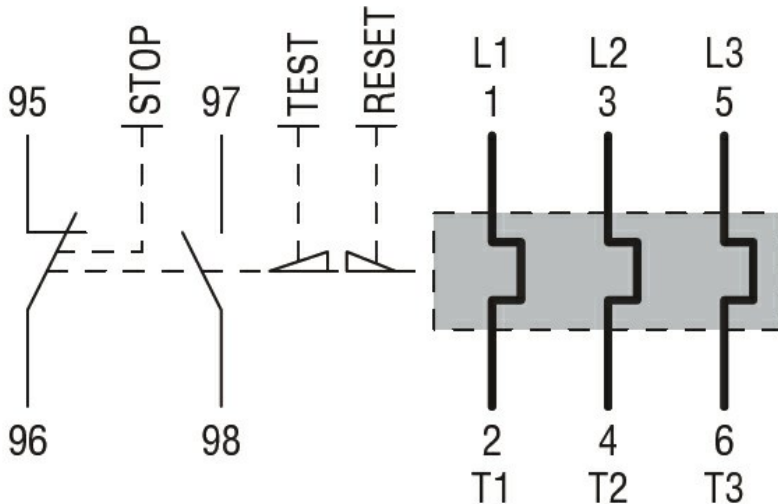
BF00 A... BF09 A... - BF12 A... - BF18 A... - BF25 A... three poles with **RF...38** thermal overload relay



BF26 00A... - BF32 00A... - BF38 00A... three poles with **RF...38** thermal overload relay



Wiring diagrams



Certifications and compliance

Compliance

CSA C22.2 n° 14

IEC/EN 60947-1

IEC/EN 60947-4-1

UL508

Certifications

CCC

cULus

EAC

ETIM classification

ETIM 8.0

EC000106 -
Thermal overload
relay