


**LG** series Radial Lead Type, Higher Capacitance



**NEW**

- Higher Capacitance, Low ESR, High ripple current.
- Load life of 2000 hours at 105°C.
- Radial lead type :  
Lead free flow soldering condition correspondence
- Adapted to the RoHS directive (2002/95/EC).

LG

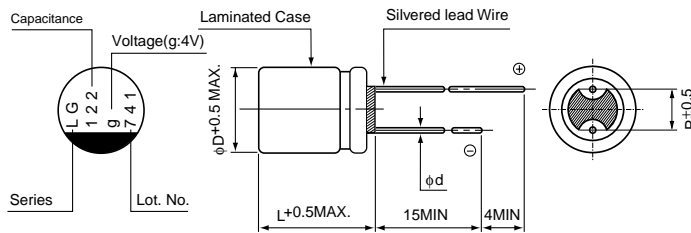


## Specifications

Item	Performance Characteristics		
Category Temperature Range	-55 to +105°C		
Rated Voltage Range	2.5 to 16V		
Rated Capacitance Range	330 to 3900μF		
Capacitance Tolerance	±20% at 120Hz, 20°C		
tan δ	Not more than value of Standard ratings at 120Hz, 20°C		
ESR (※ 1)	Not more than value of Standard ratings at 100kHz, 20°C		
Leakage Current (※ 2)	Not more than value of Standard ratings. After 2 minutes' application of rated voltage. 20°C		
Characteristics of Temperature Impedance Ratio	$Z+105^{\circ}\text{C} / Z+20^{\circ}\text{C} \leq 1.25$ (100kHz) $Z-55^{\circ}\text{C} / Z+20^{\circ}\text{C} \leq 1.25$		
Endurance	After 2000 hours' application of rated voltage at 105°C, capacitors meet the specified value for life characteristics listed at right.	Capacitance change	Within ± 20% of initial value (※ 3)
		tan δ	150% or less of the initial specified value
		ESR (※ 1)	150% or less of the initial specified value
		Leakage current (※ 2)	Initial specified value or less
Damp Heat	After 1000 hours' application of rated voltage at 60°C 90%RH, capacitors meet the specified value for life characteristics listed at right.	Capacitance change	Within ± 20% of initial value (※ 3)
		tan δ	150% or less of the initial specified value
		ESR (※ 1)	150% or less of the initial specified value
		Leakage current (※ 2)	Initial specified value or less
Resistance to Soldering Heat	To comply with recommended conditions for reflow soldering. Pre-heating shall be done at 150 to 200°C and for 60 to 180 sec. Peak temp. is 265°C, within 10 sec. Measurement for solder temperature profile shall be made at a point on the terminal nearest where the terminals protrude through the soldering side of PC board.	Capacitance change	Within ± 10% of initial value (※ 3)
		tan δ	130% or less of the initial specified value
		ESR (※ 1)	130% or less of the initial specified value
		Leakage current (※ 2)	Initial specified value or less
Marking	Navy blue print on the case top		

- ※ 1 ESR measurements should be made at a point on the terminal nearest the end seal of the capacitor.
- ※ 2 Conditioning : If there is doubt about the measured result, measurement should be made again after the rated voltage is applied for 120 minutes at the temperature of 105°C.
- ※ 3 Initial value : The value before test of examination of resistance to soldering.

## Dimensions

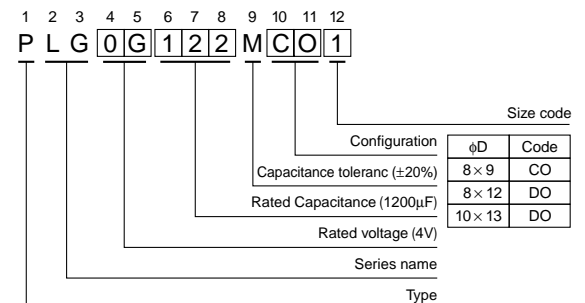


Size	φ8×9L	φ8×12L	φ10×13L
φD	8.0	8.0	10.0
L	8.5	11.5	12.5
A	3.5	3.5	5.0
B	0.6	0.6	0.6

### Voltage

V	2.5	4	6.3	10	16
Code	e	g	j	A	C

## Type numbering system (Example : 4V 1200μF)



Please refer to page 20 about the end seal configuration.

● Dimension table in next page.



■ Standard ratings

Rated Voltage (V) Code	Surge Voltage (V)	Rated Capacitance (μF)	Case Size φD × L (mm)	tan δ	Leakage Current (μA)	ESR (mΩ) (at 100kHz 20°C)	Rated ripple (mArms)	Part Number
2.5 (0E)	2.8	1800	8 × 9	0.08	900	9	6000	PLG0E182MCO1
		2200	8 × 12	0.08	1100	8	6700	PLG0E222MDO1
		2700	10 × 13	0.08	1350	8	5560	PLG0E272MDO1
		3900	10 × 13	0.08	1950	8	7000	PLG0E392MDO1
4 (0G)	4.6	1200	8 × 9	0.08	960	9	5900	PLG0G122MCO1
		1800	8 × 12	0.08	1440	9	6500	PLG0G182MDO1
		2700	10 × 13	0.08	2160	8	6900	PLG0G272MDO1
6.3 (0J)	7.2	820	8 × 9	0.08	1033	9	5700	PLG0J821MCO1
		1200	8 × 12	0.08	1512	9	6100	PLG0J122MDO1
		1500	10 × 13	0.08	1890	10	5560	PLG0J152MDO1
		1800	10 × 13	0.08	2268	8	6600	PLG0J182MDO1
10 (1A)	11.5	560	8 × 9	0.08	1120	11	5100	PLG1A561MCO1
		820	8 × 12	0.08	1640	10	5800	PLG1A821MDO1
		1200	10 × 13	0.08	2400	9	6200	PLG1A122MDO1
16 (1C)	18.4	330	8 × 9	0.08	1056	13	4700	PLG1C331MCO1
		470	8 × 12	0.08	1504	11	5400	PLG1C471MDO1
		820	10 × 13	0.08	2624	11	5600	PLG1C821MDO1

Rated Ripple (mArms) at 105°C 100kHz

- Taping specifications are given in page 21.
- Please refer to page 3 for the minimum order quantity.