


## MCDN 1,5/ 5-G1-3,5 P26THR

Order No.: 1953745

The figure shows a 10-position version of the product

<http://eshop.phoenixcontact.net/phoenix/treeViewClick.do?UID=1953745>Header, Nominal current: 8 A, Nom. voltage: 160 V, Pitch: 3.5 mm,  
Number of positions: 5, Color: black, Assembly: SMD/THT/THR

### Commercial data

EAN	4017918919276
Pack	50 pcs.
Customs tariff	85366990
Weight/Piece	0.003812 KG
Catalog page information	Page 169 (CC-2009)

### Product notes

WEEE/RoHS-compliant since:  
01/01/2003

<http://www.download.phoenixcontact.com>  
Please note that the data given here has been taken from the online catalog. For comprehensive information and data, please refer to the user documentation. The General Terms and Conditions of Use apply to Internet downloads.

### Technical data

#### Dimensions / positions

Length	13.3 mm
Height	15.2 mm
Pitch	3.5 mm
Dimension a	14 mm
Number of positions	5

Pin dimensions	0,8 x 0,8 mm
Pin spacing	3.5 mm
Hole diameter	1.4 mm

#### Technical data

Insulating material group	IIIa
Rated surge voltage (III/3)	2.5 kV
Rated surge voltage (III/2)	2.5 kV
Rated surge voltage (II/2)	2.5 kV
Rated voltage (III/2)	160 V
Rated voltage (II/2)	250 V
Connection in acc. with standard	EN-VDE
Nominal current $I_N$	8 A
Nominal voltage $U_N$	160 V
Maximum load current	8 A (per position)
Insulating material	LCP
Inflammability class acc. to UL 94	V0

#### Certificates / Approvals



Certification CUL, UL

#### CUL

Nominal voltage $U_N$	150 V
Nominal current $I_N$	8 A

#### UL

Nominal voltage $U_N$	150 V
Nominal current $I_N$	8 A

**Accessories**

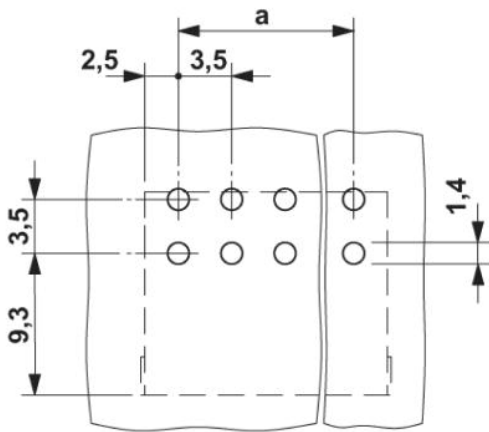
Item	Designation	Description
<b>Marking</b>		
0805030	SK 3,5/2,8:SO	Marker card, special printing, self-adhesive, labeled acc. to customer requirements, 14 identical marker strips per card, max. 25-position labeling per strip, color: White
0804109	SK 3,81/2,8:FORTL.ZAHLEN	Marker card, printed horizontally, self-adhesive, 10-section marker strip, 14 identical decades marked 1-10, 11-20 etc. up to 91-(99)100, sufficient for 140 terminal blocks

**Plug/Adapter**

1734634	CP-MSTB	Keying profile, is inserted into the slot on the plug or inverted header, red insulating material
---------	---------	---

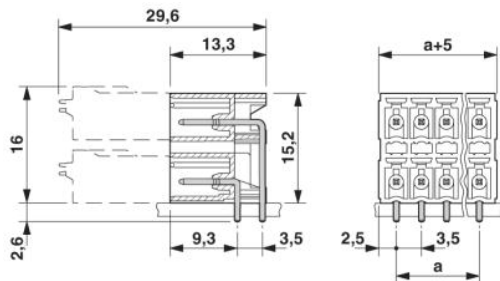
**Diagrams/Drawings**

Drilling plan/solder pad geometry



\*) ≤ 8-pos. = 1.3 / > 8-pos. = 1.4

Dimensioned drawing



**Address**

PHOENIX CONTACT GmbH & Co. KG  
Flachsmarktstr. 8  
32825 Blomberg, Germany  
Phone +49 5235 3 00  
Fax +49 5235 3 41200  
<http://www.phoenixcontact.com>



© 2010 Phoenix Contact  
Technical modifications reserved;