

Interactive Catalog Replaces Catalog Pages

Honeywell Sensing and Control has replaced the PDF product catalog with the new **Interactive Catalog**. The **Interactive Catalog** is a power search tool that makes it easier to find product information. It includes more installation, application, and technical information than ever before.



**Click this icon to try the new
Interactive Catalog.**

Sensing and Control
Honeywell Inc.
11 West Spring Street
Freeport, Illinois 61032



Basic Switches

Auxiliary Actuators Standard Basic



FEATURES

- Additional overtravel
- Quick, easy installation
- Corrosion resistance
- MIL-S-8805 listed units

NOTE: Switches shown are not included with the actuator. All actuators are for use with pin plunger types only except catalog listing JR.

GENERAL INFORMATION

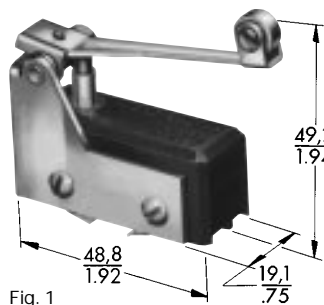
Auxiliary actuators adapt the plunger-type standard basic switches to many application needs. Auxiliary actuators minimize the need for a large inventory of switch types. Actuators and switches are sold as separate items and must be ordered separately. Mounting hardware is furnished with the actuator.

Characteristics:

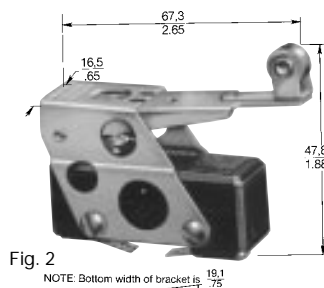
O.T. — Overtravel;
O.P. — Operating Position;
F.P. — Free Position.

ORDER GUIDE

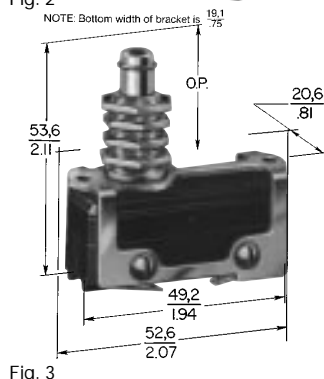
Description	Catalog Listing	Use Only With	O.T. min. mm inches	O.P.* mm inches	F.P. max. mm inches
Roller lever for "S" plunger type BZ and DT switches only. Permits cam operation.	JR	BZ DT	11,1 .437	44,45±3,18 1.75±.125	



Adjustable roller lever. Tang on top of actuator can be bent to adjust O.P. and F.P.	AD5721R (8805/59) AN3169-1	BZ BM	11,1 .437 approx.	31,75-41,15 1.25-1.62	39,6-43,7 1.56-1.72
	ADA3721R	BA BE	9,53 .375 approx.	40,48 1.594 approx.	43,03 1.812
	ADD3721R	DT MT	9,53 .375 approx.	39,6 1.562 approx.	46,03 1.812



Straight plunger. Panel mount.	MC2711 (8805/59) AN3168-2	BZ BM	4,78 .188	27,79 .188	29,4 1.156
	MCA2711	BA BE	3,96 .156	28,17 1.109	30,18 1.188
	MCD2711	DT MT	3,58 .141	27,79 1.094	30,18 1.188



Dimensions shown are for reference only.

Except where stated * ±1,14 mm
±.045 in.

Basic Switches

Auxiliary Actuators Standard Basics

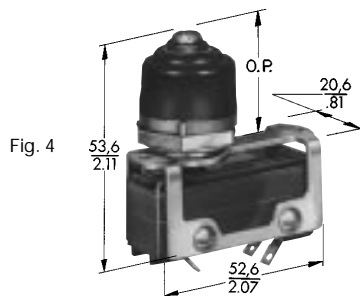


Fig. 4

ORDER GUIDE

Description	Catalog Listing	Use Only With	O.T. min. mm Inches	O.P.* mm Inches	F.P. max. mm Inches
Sealed straight plunger. Panel mount. Elastomer seal boot keeps out liquid splash and dirt. Furnished unassembled.	MC2711H	BZ BM	4,78 .188	28,98 1.141	29,4 1.156
	MCA2711H	BA BE	4,37 .172	27,38±0,76 1.078±.030	29,56 1.156
	MCD2711H	DT MT	3,58 .141	27,79 1.094	30,18 1.188

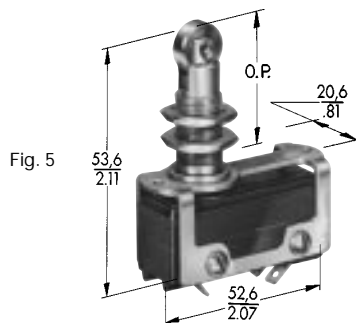


Fig. 5

Roller plunger. Panel mount. Roller parallel to long axis of the switch.	MD3211Q	BZ BM	3,18 .125 approx.	35,7 1.406	37,69 1.484
	MDA3711Q	BA BE	3,18 .125	36,12 1.422	37,69 1.484
	MD3211Q	DT MT	3,18 .125	35,7 1.406	37,69 1.484

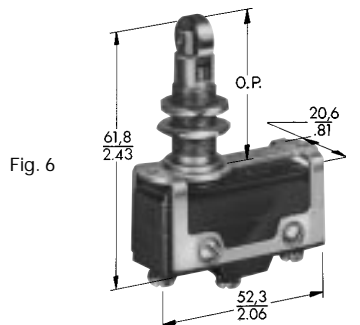


Fig. 6

Cross roller plunger. Panel mount. Roller perpendicular to long axis of the switch.	MD3211Q1	BZ BM	3,18 .125 approx.	35,7 1.406	37,69 1.484
	MDA3711Q1	BA BE	3,18 .125	36,12 1.422	37,69 1.484
	MD3211Q1	DT MT	3,18 .125	35,7 1.406	37,69 1.484

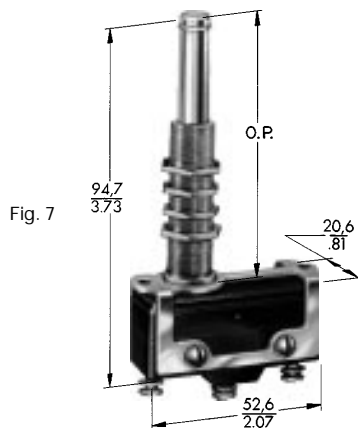


Fig. 7

High overtravel plunger. Panel mount.	MC7711 (8805/58) AN3167-1	BZ BM	20,62 .812	69,1 2.719	70,64 2.781
	MCA7711	BA BE	19,84 .781	69,44 2.734	71,42 2.812
	MCD7711	DT MT	18,26 .719	69,1 2.719	71,42 2.812

Except where stated* ±1,14 mm
±.045 in.

Standard Basic Switches