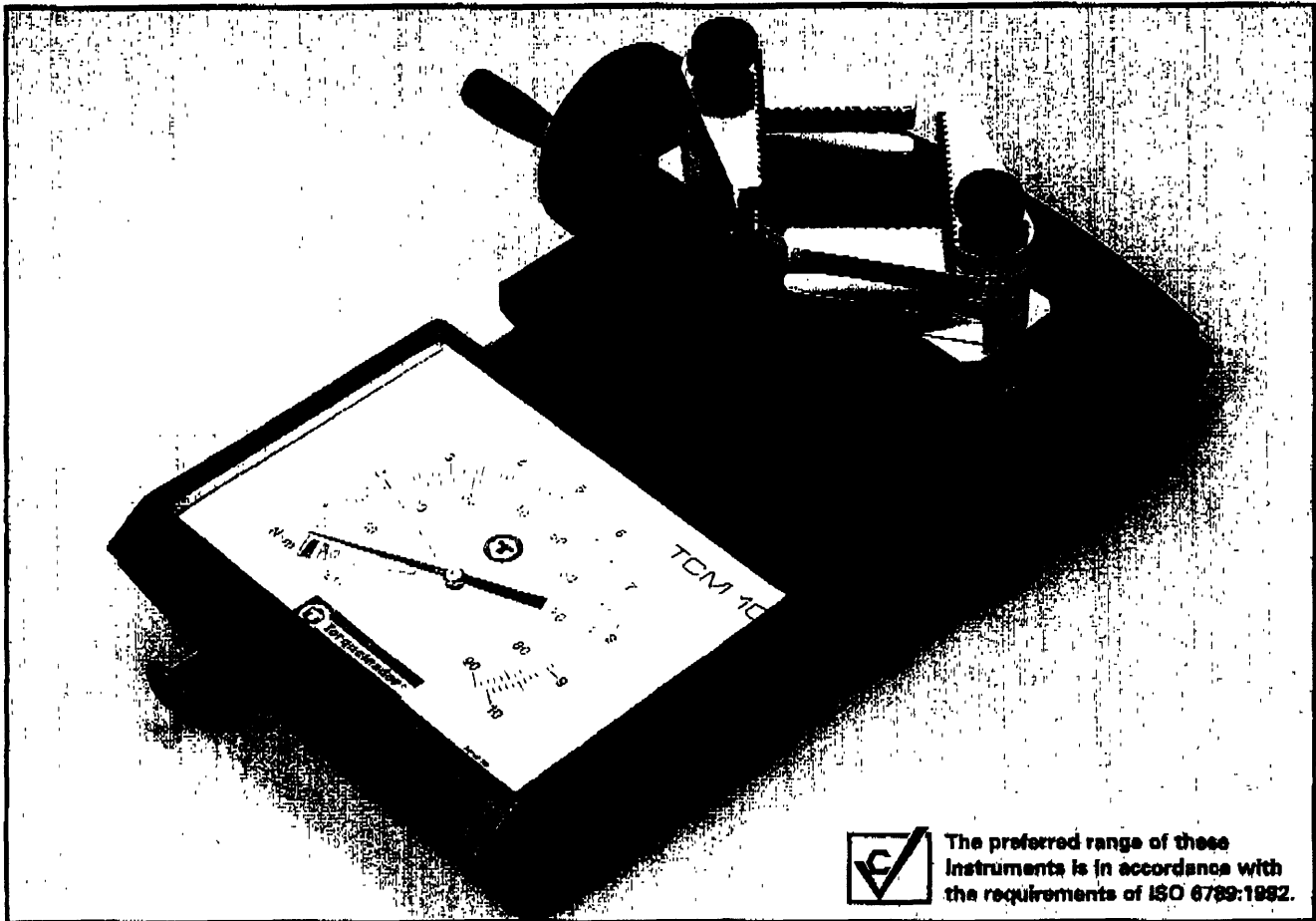


Torqueleader TCM Closure Meters



The preferred range of these instruments is in accordance with the requirements of ISO 6789:1982.

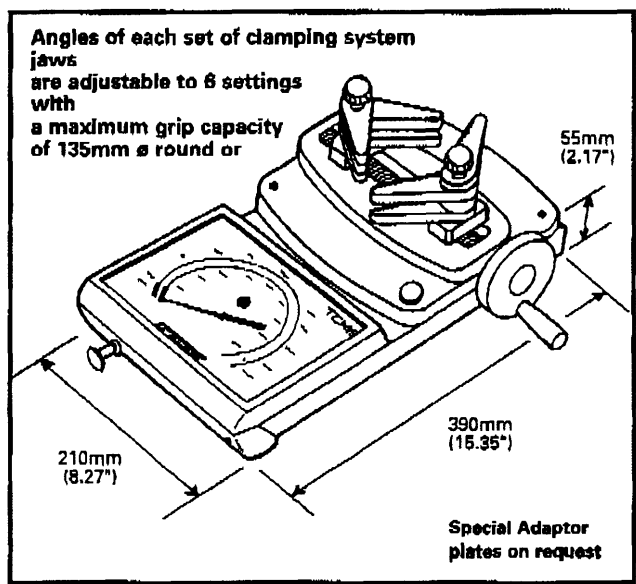
The TCM Torque Closure Meter is a versatile instrument specially designed to accurately measure and check the tightness of screw-on caps on containers such as bottles, jars and cans.




Using the TCM to check that the correct torque is applied to caps ensures that leakage and product deterioration are kept to a minimum, allows safe storage and transportation and provides the end user with a quality product that is well sealed yet easy to open.

The TCM's dual SI Metric and Imperial scale incorporates a maximum reading memory system to record the maximum torque value applied.

The five models have an accuracy of $\pm 2\%$ of reading in the preferred range and measure torque in both clockwise and anti-clockwise directions and cover ranges up to 15 N·m.

All models of the TCM are now fitted with the new superior versatile clamping system which securely holds a multitude of shapes and sizes of container. However, special customised and optional systems can be fitted on request, as can special customised scales to suit specific requirements.



MODEL	ORDERING CODE	 DUAL RANGE		 SCALE SUB-DIVS		 kg lb	
TCM1	019100	7 - 100 cN·m	10 - 140 ozf·in	1 cN·m	2 ozf·in	6.9	9.9
TCM3	019150	0.2 - 3.0 N·m	2 - 26 lbf·in	0.05 N·m	0.5 lbf·in	6.9	9.9
TCM5	019200	0.3 - 5.0 N·m	3 - 40 lbf·in	0.05 N·m	0.5 lbf·in	6.9	9.9
TCM10	019300	0.5 - 10 N·m	4 - 90 lbf·in	0.1 N·m	1.0 lbf·in	6.9	9.9
TCM15	019400	1 - 15 N·m	4 - 132 lbf·in	0.2 N·m	2.0 lbf·in	6.9	9.9