

Main

| | |
|-------------------------------|--|
| Range of product | Harmony XB4 |
| Product or component type | Complete body/light block assembly |
| Device short name | ZB4 |
| Fixing collar material | Zamak |
| Sale per indivisible quantity | 1 |
| Connections - terminals | Screw clamp terminals : $\leq 2 \times 1.5 \text{ mm}^2$ with cable end Screw clamp terminals : $\geq 1 \times 0.22 \text{ mm}^2$ without cable end |
| Signalling type | Steady |
| Light source | Protected LED |
| Bulb base | Integral LED |
| Light source colour | Red |
| [Us] rated supply voltage | 230...240 V AC , 50/60 Hz |

Complementary

| | |
|--|---|
| Product weight | 0.054 kg |
| Tightening torque | 0.8...1.2 N.m conforming to EN 60947-1 |
| Shape of screw head | Cross head compatible with pozidriv No 1 screwdriver Cross head compatible with Philips no 1 screwdriver Slotted head compatible with flat $\varnothing 4 \text{ mm}$ screwdriver Slotted head compatible with flat $\varnothing 5.5 \text{ mm}$ screwdriver |
| [Ui] rated insulation voltage | 600 V (degree of pollution: 3) conforming to EN 60947-1 |
| [Uimp] rated impulse withstand voltage | 6 kV conforming to EN 60947-1 |
| Supply voltage limits | 195...264 V AC |
| Current consumption | 14 mA |
| Service life | 100000 h at rated voltage and 25 °C |
| Surge withstand | 1 kV conforming to IEC 61000-4-5 |

Environment

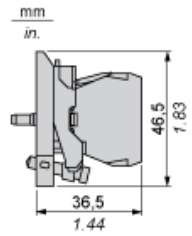
| | |
|--|--|
| Protective treatment | TH |
| Ambient air temperature for storage | -40...70 °C |
| Ambient air temperature for operation | -25...70 °C |
| Class of protection against electric shock | Class I conforming to IEC 60536 |
| Standards | CSA C22-2 No 14 EN/IEC 60947-1 EN/IEC 60947-5-1 EN/IEC 60947-5-4 EN/IEC 60947-5-5 JIS C 4520 UL 508 |
| Product certifications | BV CSA DNV (Det Norske Veritas) GL LROS (Lloyds register of shipping) RINA UL listed |
| Vibration resistance | 5 gn (f = 2...500 Hz) conforming to IEC 60068-2-6 |
| Shock resistance | 30 gn for 18 ms half sine wave acceleration conforming to IEC 60068-2-27 50 gn for 11 ms half sine wave acceleration conforming to IEC 60068-2-27 |

| | |
|---------------------------------------|--|
| Resistance to fast transients | 2 kV conforming to IEC 61000-4-4 |
| Resistance to electromagnetic fields | 10 V/m conforming to IEC 61000-4-3 |
| Resistance to electrostatic discharge | 6 kV on contact (on metal parts) conforming to IEC 61000-2-6 8 kV in free air (in insulating parts) conforming to IEC 61000-2-6 |
| Electromagnetic emission | Class B conforming to IEC 55011 |
| RoHS EUR conformity date | 0727 |
| RoHS EUR status | Compliant |

Dimensions of Bodies for Pilot Lights, Screw Clamp Terminal Connections

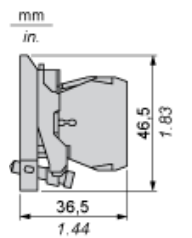
Integral LED

ZB4 BV••, ZB4 BV18••, ZB4 BV4••3



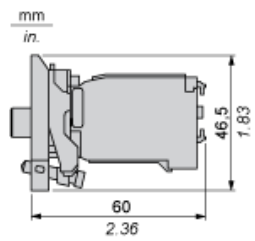
Direct Supply, for BA9s Bulb

ZB4 BV6

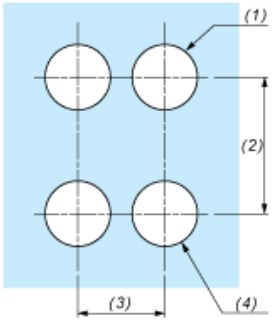
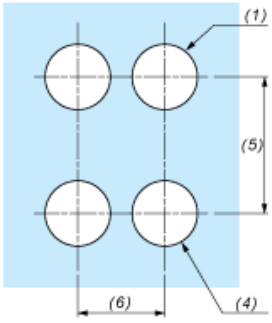


Via Integral Transformer, for BA9s Bulb

ZB4 BV•, ZB4 BV•D•, ZB4 BV18•, ZB4 BW0•03



Panel Cut-out for Pushbuttons, Switches and Pilot Lights (Finished Holes, Ready for Installation)

| Connection by Screw Clamp Terminals or Plug-in Connectors or on Printed Circuit Board | Connection by Faston Connectors |
|---|--|
|  |  |
| <p>(1) Diameter on finished panel or support (2) 40 mm min. / 1.57 in. min. (3) 30 mm min. / 1.18 in. min. (4) $\varnothing 22.5 \text{ mm} / 0.89 \text{ in. recommended } (\varnothing 22.3 \text{ mm }_0^{+0.4} / 0.88 \text{ in. }_0^{+0.016})$ (5) 45 mm min. / 1.78 in. min. (6) 32 mm min. / 1.26 in. min.</p> | |