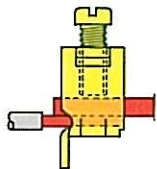
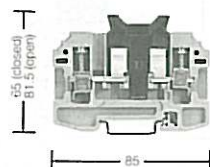


Fuse Terminals Type KSK, SAKS Screw Clamp Connections

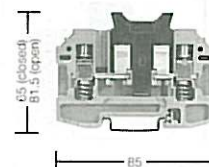


KSK 3/35 440V



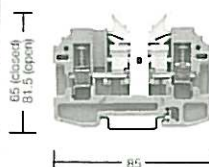
Thickness 13mm

KSK 3F/35 440V



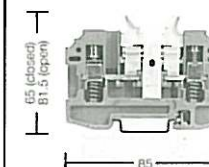
Thickness 13mm

KSK 3L/35 440V with Link



Thickness 13mm

KSK 3FL/35 440V with Link



Thickness 13mm

Technical Data

Conductor size	Solid (mm ²)	0.5-16	0.5-16	0.5-16	0.5-16
	Stranded (mm ²)	0.5-10	0.5-10	0.5-10	0.5-10
Insulation stripping length	(mm)	12	12	12	12
Fuse size		1 1/4" x 1/4"	1 1/4" x 1/4"		

Ordering Data

Moulding material	Beige Melamine	Cat. No. 389802	Cat. No. 389812	Cat. No. 950023	Cat. No. 950024
-------------------	----------------	---------------------------	---------------------------	---------------------------	---------------------------

Approvals

All Approvals are listed in Approvals Section

Terminal Rail (2m)



	Type	Cat. No.	Type	Cat. No.	Type	Cat. No.	Type	Cat. No.
Steel 35 x 7.5mm	TS 35	038340	TS 35	038340	TS 35	038340	TS 35	038340
Steel 35 x 7.5mm (M6 Slots)	TS 35	067620	TS 35	067620	TS 35	067620	TS 35	067620
Steel 35 x 15mm	TS 35	049800	TS 35	049800	TS 35	049800	TS 35	049800

End Bracket (thickness mm)



	EW 35 (8.5)	038356	EW 35 (8.5)	038356	EW 35 (8.5)	038356	EW 35 (8.5)	038356
--	-------------	--------	-------------	--------	-------------	--------	-------------	--------

End Plate



Beige Melamine	AP/KSK (3)	389822	AP/KSK (3)	389822	AP/KSK (3)	389822	AP/KSK (3)	389822
----------------	------------	--------	------------	--------	------------	--------	------------	--------

Fuses

See following pages

Rating

	Rating	Rating		
	Bussman ABC 250V - 15 amps			
	1/4 x 1 1/4			
	1/4 x 1 1/4			
	DEF 59-96			
	Size '0' 440V			
	It is not recommended for these fuses to be loaded continuously to a current value approaching their specified maximum rating, e.g. 15 amp fuse 'loaded to 14 or 15 amps', since deterioration of the fuse element could take place and the protection it affords to the equipment will be affected. Current values not exceeding 70% of the fuse rating will ensure that a satisfactory performance is achieved.			

Neutral Links (brass)

	SBL	044630	SBL	044630	SBL	044630	SBL	044630
	(1 1/4" x 1/4")		(1 1/4" x 1/4")		(1 1/4" x 1/4")		(1 1/4" x 1/4")	

Cross Connections



Insulated comb



2 way	QL 2	019140	QL 2	019140	QL 2	019140	QL 2	019140
3 way	QL 3	019150	QL 3	019150	QL 3	019150	QL 3	019150
4 way	QL 4	019160	QL 4	019160	QL 4	019160	QL 4	019160
10 way	QL 10	033880	QL 10	033880	QL 10	033880	QL 10	033880

Screw With Captive Washer	BS (M3 x 6)	034620	BS (M3 x 6)	034620	BS (M3 x 6)	034620	BS (M3 x 6)	034620
------------------------------	-------------	--------	-------------	--------	-------------	--------	-------------	--------

Fuse Caps (spare)

Test Plug



Plug	PS (4Ø)	029960	PS (4Ø)	029960	PS (4Ø)	029960	PS (4Ø)	029960
Plug bolt	StB 18	028650	StB 18	028650	StB 18	028650	StB 18	028650

Marking Tags

All marking systems are shown in Section 11	DEKAFIX - Section 11	DEKAFIX - Section 11	DEKAFIX - Section 11	DEKAFIX - Section 11
---	----------------------	----------------------	----------------------	----------------------

For additional accessories see Section 11