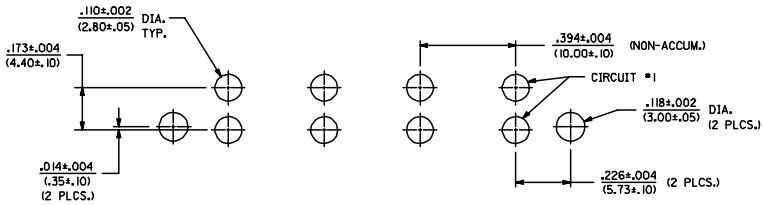
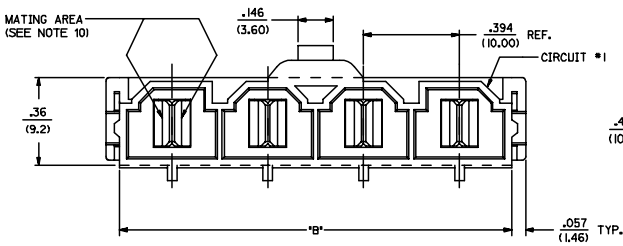
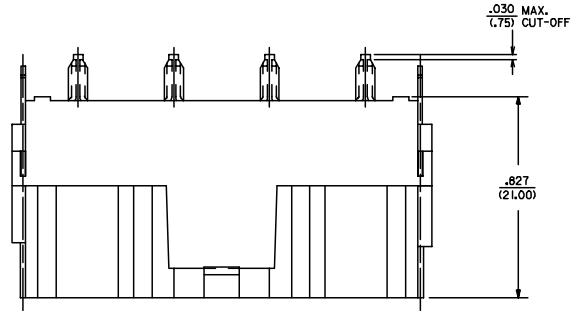


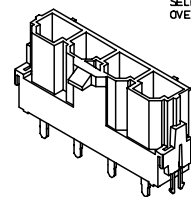
ITEM NUMBER	CKT. SIZE	DIM. 'A'	DIM. 'B'	DIM. 'C'	TERMINAL PLATING
42819-2212	2	.138/(3.50)	.823/(20.90)	.071/(1.80)	
42819-2222	2	.201/(5.10)	.823/(20.90)	.102/(2.60)	
42819-2229	2	.201/(5.10)	.823/(20.90)	.102/(2.60)	
42819-2232	2	.201/(5.10)	.823/(20.90)	.134/(3.40)	
42819-2242	2	.327/(8.30)	.823/(20.90)	.259/(6.58)	
42819-3212	3	.138/(3.50)	1.216/(30.90)	.071/(1.80)	
42819-3222	3	.201/(5.10)	1.216/(30.90)	.102/(2.60)	
42819-3232	3	.201/(5.10)	1.216/(30.90)	.134/(3.40)	
42819-3242	3	.327/(8.30)	1.216/(30.90)	.259/(6.58)	
42819-4212	4	.138/(3.50)	1.610/(40.90)	.071/(1.80)	
42819-4222	4	.201/(5.10)	1.610/(40.90)	.102/(2.60)	
42819-4232	4	.201/(5.10)	1.610/(40.90)	.134/(3.40)	
42819-4242	4	.327/(8.30)	1.610/(40.90)	.259/(6.58)	
42819-5212	5	.138/(3.50)	2.004/(50.90)	.071/(1.80)	
42819-5222	5	.201/(5.10)	2.004/(50.90)	.102/(2.60)	
42819-5232	5	.201/(5.10)	2.004/(50.90)	.134/(3.40)	
42819-5242	5	.327/(8.30)	2.004/(50.90)	.259/(6.58)	
42819-6212	6	.138/(3.50)	2.398/(60.90)	.071/(1.80)	
42819-6222	6	.201/(5.10)	2.398/(60.90)	.102/(2.60)	
42819-6232	6	.201/(5.10)	2.398/(60.90)	.134/(3.40)	
42819-6242	6	.327/(8.30)	2.398/(60.90)	.259/(6.58)	
42819-2213	2	.138/(3.50)	.823/(20.90)	.071/(1.80)	
42819-2223	2	.201/(5.10)	.823/(20.90)	.102/(2.60)	
42819-2233	2	.201/(5.10)	.823/(20.90)	.134/(3.40)	
42819-2243	2	.327/(8.30)	.823/(20.90)	.259/(6.58)	
42819-3213	3	.138/(3.50)	1.216/(30.90)	.071/(1.80)	
42819-3223	3	.201/(5.10)	1.216/(30.90)	.102/(2.60)	
42819-3233	3	.201/(5.10)	1.216/(30.90)	.134/(3.40)	
42819-3243	3	.327/(8.30)	1.216/(30.90)	.259/(6.58)	
42819-4213	4	.138/(3.50)	1.610/(40.90)	.071/(1.80)	
42819-4223	4	.201/(5.10)	1.610/(40.90)	.102/(2.60)	
42819-4233	4	.201/(5.10)	1.610/(40.90)	.134/(3.40)	
42819-4243	4	.327/(8.30)	1.610/(40.90)	.259/(6.58)	
42819-5213	5	.138/(3.50)	2.004/(50.90)	.071/(1.80)	
42819-5223	5	.201/(5.10)	2.004/(50.90)	.102/(2.60)	
42819-5233	5	.201/(5.10)	2.004/(50.90)	.134/(3.40)	
42819-5243	5	.327/(8.30)	2.004/(50.90)	.259/(6.58)	
42819-6213	6	.138/(3.50)	2.398/(60.90)	.071/(1.80)	
42819-6223	6	.201/(5.10)	2.398/(60.90)	.102/(2.60)	
42819-6233	6	.201/(5.10)	2.398/(60.90)	.134/(3.40)	
42819-6243	6	.327/(8.30)	2.398/(60.90)	.259/(6.58)	

OVERALL BRIGHT TIN

SELECT GOLD IN CONTACT AREA  
SELECT MATTE TIN ON SOLDER TAILS



RECOMMENDED P.C. BOARD PLATED-THRU HOLE LAYOUT  
(4 CKT. SHOWN FOR REF.)

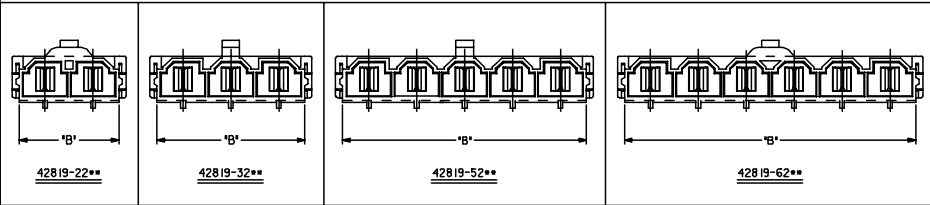


HEADER WITH VERTICAL TERMINAL & CLIP  
ISO VIEW

- NOTES:**
- MATERIAL:  
HOUSING MATERIAL: 30% GLASS-FILLED NYLON4/6, U.L. 94V-0, COLOR: BLACK.  
TERMINAL MATERIAL: ALLOY 151
  - FINISH: ± 2 = .000100/(.00254) MIN. \*TIN OVER .000050/(.00127) MIN. NICKEL.  
3 = .000030/(.00076) MIN. SELECT GOLD IN CONTACT AREA. .000100/(.00254) MIN. SELECT \*TIN ON SOLDER TAILS OVER .000050/(.00127) MIN. NICKEL.  
\* THE PRIMARY SHIPPING CARTON WILL BE LABELED "COMPLIANT TO ROHS DIRECTIVE 2002/95/EC AND ELV ANNEX II OF DIRECTIVE 2000/53/EC. CARTONS WITHOUT THIS LABEL MAY CONTAIN PRODUCT WITH TIN-LEAD.
  - PRODUCT SPECIFICATION: PS-42819-001
  - PACKAGING INFORMATION: PK-42819-2375
  - PART MATES WITH MOLEX RECEPTACLE \*42816-\*\*\*2 WITH T.P.A.
  - PART IS DESIGNED IN METRIC.
  - AN 'X' IN FRONT OF THE ITEM NUMBER INDICATES THE PART IS NOT TOOLED.
  - THIS PART MEETS I.E.C. 950 AND U.L. 1950 REQUIREMENTS FOR CREEPAGE AND CLEARANCE AT 600 VAC AND 840 VDC.
  - PARTS ARE NOT TO BE MATED OR UNMATED WHILE CIRCUITS ARE LIVE.
  - WHEN USING OVERALL TIN PLATED TERMINALS: FOR APPLICATIONS INVOLVING VIBRATION AND/OR THERMAL CYCLING, MOLEX STRONGLY RECOMMENDS THE USE OF NYE LUBRICANT INVOGEL 760G ON THE MATING SURFACES OF THE TERMINAL.
  - PARTS CONFORMS TO CLASS 'B' REQUIREMENTS OF COSMETIC SPECIFICATION PS-45499-002

**LEGEND:**

- MOUNTING OPTION**
- 1 = FLANGES (SEE DWG. SDA-42819-11\*\*)
  - 2 = RETENTION CLIP
- P.C. BOARD THICKNESS**
- 1 = .062/(1.57) NOMINAL
  - 2 = .093/(2.36) NOMINAL
  - 3 = .125/(3.18) NOMINAL
  - 4 = .250/(6.35) NOMINAL
- PLATING**
- 2 OR 9 = OVERALL BRIGHT TIN OVER NICKEL
  - 3 = SELECT GOLD IN CONTACT AREA  
SELECT MATTE TIN ON SOLDER TAILS OVER NICKEL



<b>ADD NOTES 3, 4 &amp; 11</b> EC NO: UCP2008-0453 DRAWN BY: JORWALHAAG CHECKED BY: CHKLSCHMIDT APPROVED BY: APPROVSMITH DATE: 2007/09/28 DATE: 2007/09/28 DATE: 2007/09/28	<b>QUALITY SYMBOLS</b> ▽=0 ▽=0	<b>GENERAL TOLERANCES (UNLESS SPECIFIED)</b> <table border="1"> <tr> <th></th> <th>mm</th> <th>INCH</th> </tr> <tr> <td>4 PLACES</td> <td>± .15</td> <td>± .005</td> </tr> <tr> <td>3 PLACES</td> <td>± .10</td> <td>± .004</td> </tr> <tr> <td>2 PLACES</td> <td>± 0.25</td> <td>± .010</td> </tr> <tr> <td>1 PLACE</td> <td>± 0.40</td> <td>± .015</td> </tr> <tr> <td colspan="3">ANGULAR ±1/2°</td> </tr> </table>		mm	INCH	4 PLACES	± .15	± .005	3 PLACES	± .10	± .004	2 PLACES	± 0.25	± .010	1 PLACE	± 0.40	± .015	ANGULAR ±1/2°			<b>DIMENSION STYLE</b> IN/MM	<b>SCALE</b> 4:1	<b>DESIGN UNITS</b> METRIC	<b>THIRD ANGLE PROJECTION</b>
		mm	INCH																					
	4 PLACES	± .15	± .005																					
	3 PLACES	± .10	± .004																					
2 PLACES	± 0.25	± .010																						
1 PLACE	± 0.40	± .015																						
ANGULAR ±1/2°																								
<b>DRAFT WHERE APPLICABLE MUST REMAIN WITHIN DIMENSIONS</b>	<b>SEE CHART</b>	<b>PATRIAL NO.</b> SDA-42819-0002	<b>DOCUMENT NO.</b> SDA-42819-0002	<b>SHEET NO.</b> 1 OF 1	<b>TITLE</b> VERTICAL HEADER ASSEMBLY MINIFIT SR. SERIES MOLEX INCORPORATED																			
THIS DRAWING CONTAINS INFORMATION THAT IS PROPRIETARY TO MOLEX INCORPORATED AND SHOULD NOT BE USED WITHOUT WRITTEN PERMISSION																								