



# 6600 / 4721 / 4300 AC Outlets For Pcb or Panel Mounting



6600




6600



Shuttered outlet



4724



4721



4300

- For "cold" connections 70°C, Protection Class I
- Screw mount from front or rear, or snap-in mount from front
- 0.5 Nm torque required for M3 screws for screw-on types

### 6600 for panel mounting

- Solder terminals .138 x .032" (3.5 x 0.8mm) or quick-connect terminals .187 x .032" (4.8 x 0.8mm) or .250 x .032" (6.3 x 0.8mm)
- Material: thermoplastic, Polyamid 6.6; prongs and terminals: brass, tin-plated
- For insulation cover, see page 27

UL recognition	15A/250V	File #E103791
CSA certification	15A/250V	File #LR38456
VDE approval	10A/250V	File #2772, expert report
SEMKO, SEV appr.	10A/250V	documents on request

### 4721 / 4724 shuttered outlets for panel mounting

- Solder terminals, quick-connect 4.8mm or quick-connect 6.3mm only
- Material: modified PPO (UL 94V-0)
- Contacts: brass, bright electro-tin plated

UL recognition	10A/250V	File #E83589(M)
CSA certification	10A/250V	File #056242X0000
VDE approval	10A/250V	File #80642
cULus (UL recognition for UL and Canada)	15A/250V pending	

### 4300 for pcb mounting

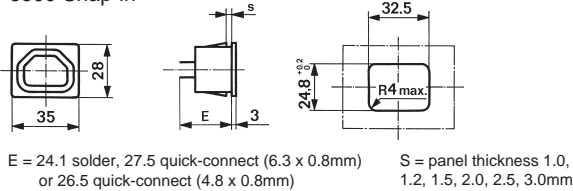
- Right angle pcb mount with screw-on panel mount from rear (wave solderable and washable in aqueous solutions)
- Combination solder/quick-connect terminals .187 x .032" (4.8 x 0.8mm)
- Material: thermoplastic (UL 94V-0); prongs and terminals: brass, nickel-plated

UL recognition	15A/250V	File #E93616
CSA certification	15A/250V	File #LR70111
VDE approval	10A/250V	File #1930, expert report
SEMKO, SEV appr.	10A/250V	documents on request

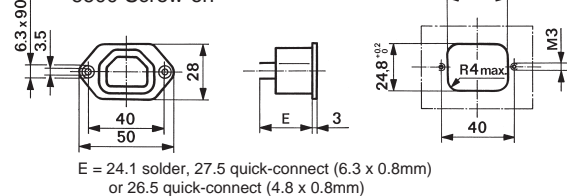


Standards: EN 60320; IEC 320/F/H

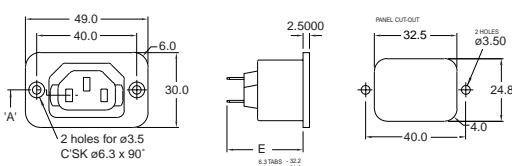
### 6600 Snap-in



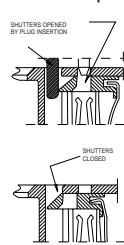
### 6600 Screw-on



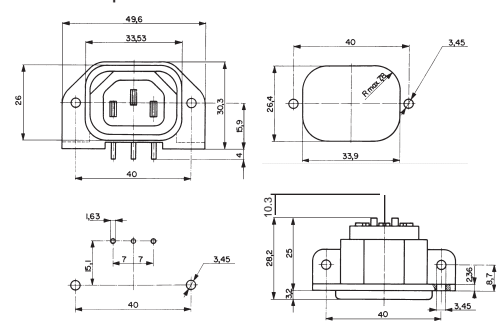
### 4721 Screw-on



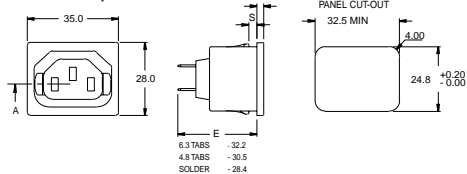
### Shutter operation 'A'



### 4300 pcb mount



### 4724 Snap-in



### Order Numbers (type)

6600 Snap-in	6600 Screw-on	Terminal Type	4724 Snap-in (1.5mm)	4721 Screw-on	Terminal Type	4300 Screw-on	Terminal Type
6600.41XX (6600-41/...)	6600.3100 (6600-31)	solder .138" x .032" (3.5 x 0.8mm)	4724.0300 shuttered	4721.0300 shuttered	solder only	4300.0251 (P675PC)	solder pcb
6600.42XX* (6600-42/...)	6600.3200* (6600-32)	quick-connect .187" x .032" (4.8 x 0.8mm)	4724.0100 shuttered	4721.0100 shuttered	quick-connect 4.8mm		
6600.43XX (6600-43/...)	6600.3300 (6600-33)	quick connect .250" x .032" (6.3 x 0.8mm)	4724.0000 shuttered	4721.0000 shuttered	quick-connect, 6.3mm		

XX=panel thickness 1.0, 1.2, 1.5, 2.0, 2.5, 3.0mm (e.g. 6600.4110=1.0mm).

To order rivet mount types for 6600, change the fifth digit in the part number from a "3" to a "9" (e.g. 6600.9100, etc.)

\* Contact Schurter, Inc. for order minimum.