

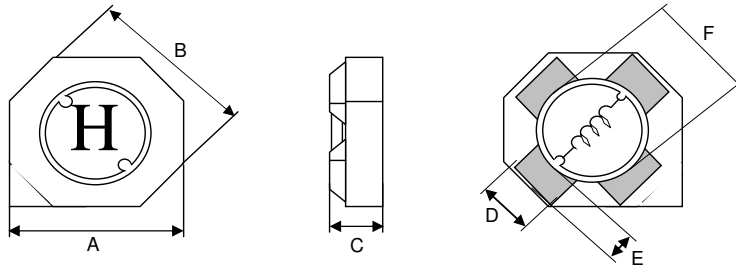
# Spezifikation für Freigabe / specification for release

Kunde / customer :  
 Artikelnummer / part number : **744030001**  
 Bezeichnung : **SPEICHERDROSSEL WE-TPC**  
 description : **POWER-INDUCTOR WE-TPC**



DATUM / DATE : 2006-09-12

## A Mechanische Abmessungen / dimensions:

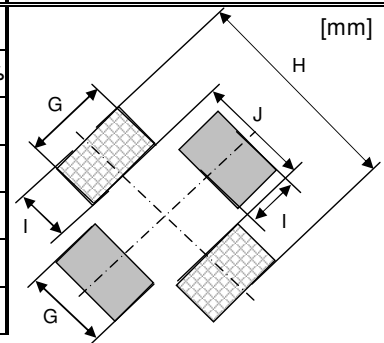


	Typ XS	
A	<b>3.3 ± 0.2</b>	mm
B	<b>3.5 ± 0.2</b>	mm
C	<b>0.95 ± 0.10</b>	mm
D	<b>1.10 typ.</b>	mm
E	<b>0.5 typ.</b>	mm
F	<b>2.3 typ.</b>	mm
G	<b>1.3 typ.</b>	mm
H	<b>4.2 typ.</b>	mm
I	<b>1.2 typ.</b>	mm
J	<b>1.8 typ.</b>	mm

## B Elektrische Eigenschaften / electrical properties:

## C Lötspad / soldering spec.:

Eigenschaften / properties	Testbedingungen / test conditions		Wert / value	Einheit / unit	tol.
Induktivität inductance	<b>100 kHz / 0.1V</b>	L	<b>1,20</b>	μH	<b>+20%/-35%</b>
DC-Widerstand DC-resistance	@ 20°C	R <sub>DC typ</sub>	<b>0,088</b>	Ω	<b>typ.</b>
DC-Widerstand DC-resistance	@ 20°C	R <sub>DC max</sub>	<b>0,115</b>	Ω	<b>max.</b>
Nennstrom rated Current	ΔT = 40 K	I <sub>N</sub>	<b>1,00</b>	A	<b>max.</b>
Sättigungsstrom saturation current	ΔL/L = -10%	I <sub>sat</sub>	<b>1,10</b>	A	<b>typ.</b>
Eigenres.-Frequenz self-res.-frequency		SRF	<b>210</b>	MHz	<b>typ.</b>



## D Prüfgeräte / test equipment:

## E Testbedingungen / test conditions:

**HP 4274 A** für/for L und/and Q  
**HP 34401 A** für/for I<sub>DC</sub> und/and R<sub>DC</sub>

Luftfeuchtigkeit / humidity: 33%  
 Umgebungstemperatur / temperature: +20°C

## F Werkstoffe & Zulassungen / material & approvals:

## G Eigenschaften / general specifications:

Basismaterial / base material: Ferrit/ ferrite  
 Draht / wire: Class F

Betriebstemp. / operating temperature: -40°C - + 115°C  
 Umgebungstemp. / ambient temperature: -40°C - + 85°C  
 It is recommended that the temperature of the part does not exceed 115°C under worst case operating conditions.

Freigabe erteilt / general release:	Kunde / customer			
.....	.....			
Datum / date	Unterschrift / signature	MST	Version 4	06-09-12
.....	.....	SSt	Version 3	06-05-17
.....	.....	MST	Version 2	04-10-11
.....	.....	AG	Version 1	04-05-24
Geprüft / checked	Kontrolliert / approved	Name	Änderung / modification	Datum / date

### Würth Elektronik eiSos GmbH & Co. KG

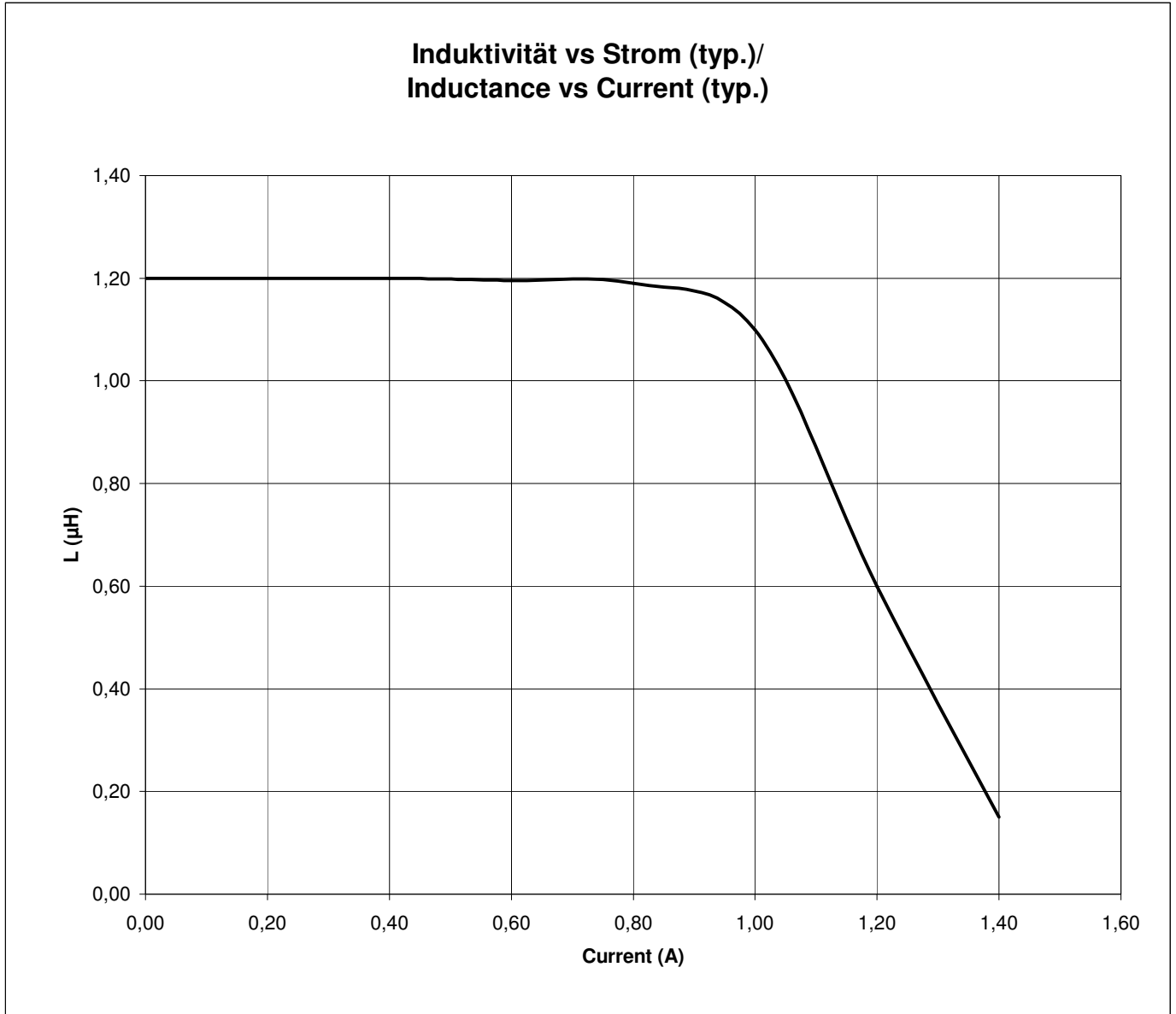
D-74638 Waldenburg · Max-Eyth-Strasse 1 · Germany · Telefon (+49) (0) 7942 - 945 - 0 · Telefax (+49) (0) 7942 - 945 - 400  
<http://www.we-online.de>

# Spezifikation für Freigabe / specification for release

Kunde / customer :  
 Artikelnummer / part number : **744030001**  
 Bezeichnung : **SPEICHERDROSSEL WE-TPC**  
 description : **POWER-INDUCTOR WE-TPC**



## H Induktivitätskurve / Inductance curve:



Freigabe erteilt / general release:	<b>Kunde / customer</b>			
Datum / date	Unterschrift / signature	MST	Version 4	06-09-12
	<b>Würth Elektronik</b>	SSt	Version 3	06-05-17
		MST	Version 2	04-10-11
Geprüft / checked	Kontrolliert / approved	AG	Version 1	04-05-24
		Name	<b>Änderung / modification</b>	Datum / date

**Würth Elektronik eiSos GmbH & Co. KG**

D-74638 Waldenburg · Max-Eyth-Strasse 1 · Germany · Telefon (+49) (0) 7942 - 945 - 0 · Telefax (+49) (0) 7942 - 945 - 400  
<http://www.we-online.de>

# Spezifikation für Freigabe / specification for release

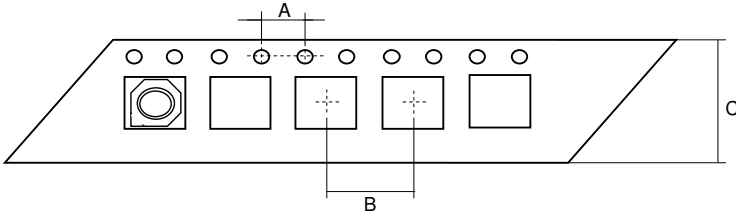
Kunde / customer :  
 Artikelnummer / part number : **744030001**  
 Bezeichnung : **SPEICHERDROSSEL WE-TPC**  
 description : **POWER-INDUCTOR WE-TPC**



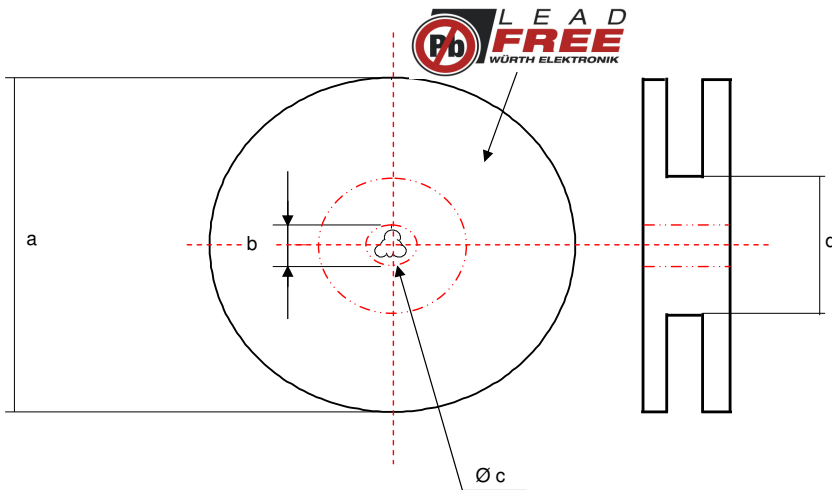
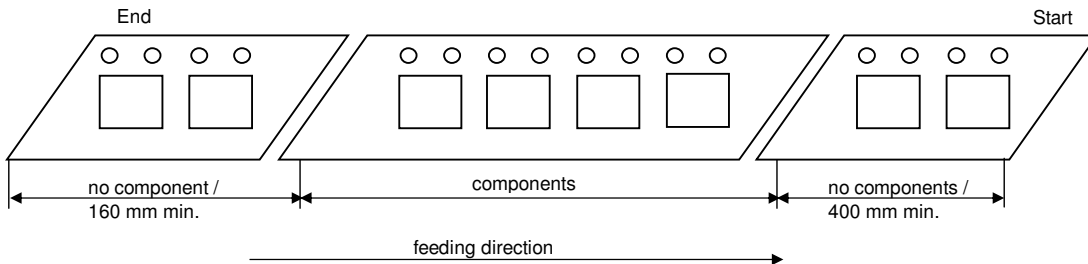
DATUM / DATE : 2006-09-12

**I Rollenspezifikation / tape and reel specification:**

Gurtspezifikation / Tape specification:



A	<b>4,00 ± 0,1</b>	mm
B	<b>8,00 ± 0,1</b>	mm
C	<b>12,0 ± 0,2</b>	mm



Rollenspezifikation / Reel specification:		
a	<b>178,0 ± 2,0</b>	mm
b	<b>21,00 ± 0,8</b>	mm
c	<b>13,00 ± 0,5</b>	mm
d	<b>50,00 ± 1,0</b>	mm

Freigabe erteilt / general release:	<b>Kunde / customer</b>			
Datum / date	Unterschrift / signature	MST	Version 4	06-09-12
	<b>Würth Elektronik</b>	SSt	Version 3	06-05-17
		MST	Version 2	04-10-11
		AG	Version 1	04-05-24
Geprüft / checked	Kontrolliert / approved	Name	<b>Änderung / modification</b>	Datum / date

This electronic component has been designed and developed for usage in general electronic equipment. Before incorporating this component into any equipment where higher safety and reliability is especially required or if there is the possibility of direct damage or injury to human body, for example in the range of aerospace, aviation, nuclear control, submarine, transportation, (automotive control, train control, ship control), transportation signal, disaster prevention, medical, public information network etc, Würth Elektronik eiSos GmbH must be informed before the design-in stage. In addition, sufficient reliability evaluation checks for safety must be performed on every electronic component which is used in electrical circuits that require high safety and reliability functions or performance.

**Würth Elektronik eiSos GmbH & Co. KG**

D-74638 Waldenburg · Max-Eyth-Strasse 1 · Germany · Telefon (+49) (0) 7942 - 945 - 0 · Telefax (+49) (0) 7942 - 945 - 400  
<http://www.we-online.de>