

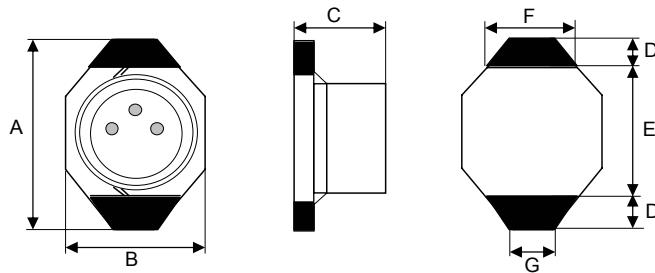
# Spezifikation für Freigabe / specification for release

Kunde / customer : \_\_\_\_\_  
 Artikelnummer / part number : **7445120**  
 Bezeichnung : **SPEICHERDROSSEL WE-PD 3**  
 description : **POWER-CHOKE WE-PD 3**



DATUM / DATE : 2005-06-21

## A Mechanische Abmessungen / dimensions:



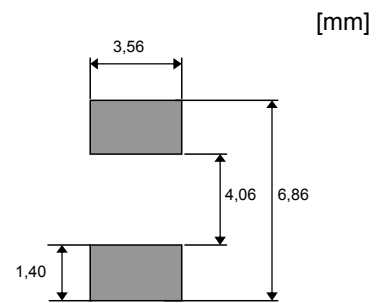
Marking = Inductance code

	Typ S	
A	<b>6,60 max.</b>	mm
B	<b>4,45 max.</b>	mm
C	<b>2,92 max.</b>	mm
D	<b>1,0 ref.</b>	mm
E	<b>4,32 ref.</b>	mm
F	<b>3,05 ref.</b>	mm
G	<b>1,27 ref.</b>	mm

## B Elektrische Eigenschaften / electrical properties:

Eigenschaften / properties	Testbedingungen / test conditions		Wert / value	Einheit / unit	tol.
Induktivität / inductance	<b>100 kHz / 0,1V</b>	L	<b>100,00</b>	$\mu\text{H}$	$\pm 20\%$
DC-Widerstand / DC-resistance	<b>@ 20°C</b>	$R_{\text{DC typ}}$	<b>0,393</b>	$\Omega$	<b>typ.</b>
DC-Widerstand / DC-resistance	<b>@ 20°C</b>	$R_{\text{DC max}}$	<b>0,480</b>	$\Omega$	<b>max.</b>
Nennstrom / rated current	<b><math>\Delta T = 40 \text{ K}</math></b>	$I_{\text{DC}}$	<b>0,300</b>	A	<b>max.</b>
Sättigungsstrom / saturation current	<b><math> \Delta L/L  &lt; 10\%</math></b>	$I_{\text{sat}}$	<b>0,090</b>	A	<b>typ.</b>
Eigenres.-Frequenz / self-res.-frequency		SRF	<b>10,00</b>	MHz	<b>typ.</b>

## C Lötpad / soldering spec.:



## D Prüfgeräte / test equipment:

**HP 4274 A** für/for L und/and Q  
**HP 34401 A** für/for  $I_{\text{DC}}$  und/and  $R_{\text{DC}}$

## E Testbedingungen / test conditions:

Luftfeuchtigkeit / humidity: 33%  
 Umgebungstemperatur / temperature: +20°C

## F Werkstoffe & Zulassungen / material & approvals:

Basismaterial / base material: Ferrit / ferrite  
 Draht / wire: 2SFBW 155 °C  
 Sockel / Base: Keramik / ceramic  
 Endoberfläche / finishing electrode: 100% Au

## G Eigenschaften / granted properties:

Betriebstemp. / operating temperature: -40°C - +125°C  
 Umgebungstemp. / ambient temperature: -40°C - +85°C  
 It is recommended that the temperature of the part does not exceed 125 °C under worst case operating conditions

Freigabe erteilt / general release:	Kunde / customer		
Datum / date	Unterschrift / signature		
	Würth Elektronik		
Geprüft / checked	SST	Version 5	2005-06-21
	MST	Version 4	2004-10-11
	MST	Version 1	2004-06-03
	Name	Änderung / modification	Datum / date

## Würth Elektronik eiSos GmbH & Co. KG

D-74638 Waldenbug · Max-Eyth-Strasse 1 - 3 · Germany · Telefon (+49) (0) 7942 - 945 - 0 · Telefax (+49) (0) 7942 - 945 - 400  
<http://www.we-online.com>

# Spezifikation für Freigabe / specification for release

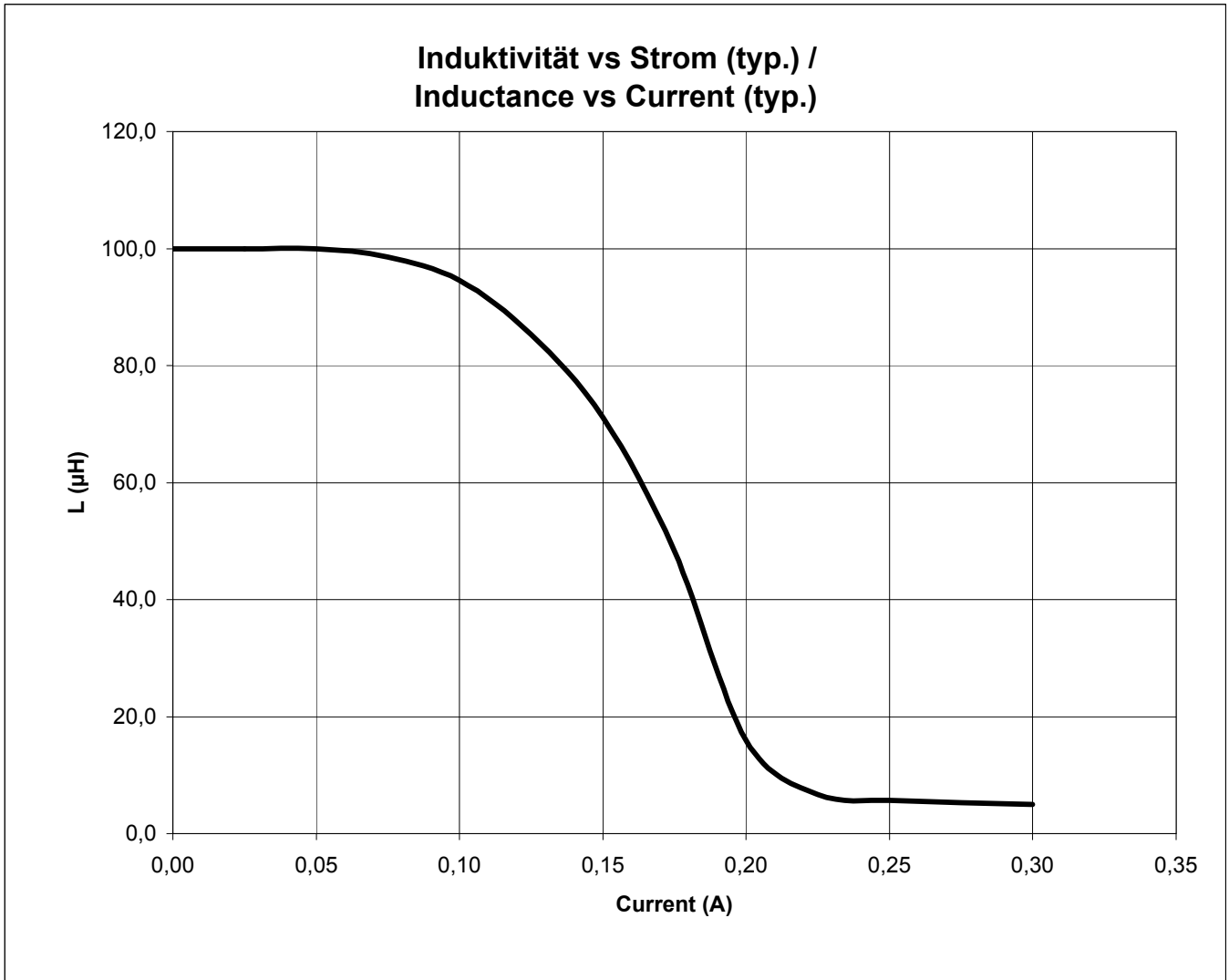
Kunde / customer : \_\_\_\_\_  
 Artikelnummer / part number : **7445120**  
 Bezeichnung : **SPEICHERDROSSEL WE-PD 3**  
 description : **POWER-CHOKE WE-PD 3**

LF



DATUM / DATE : 2005-06-21

## H Induktivitätskurve / Inductance curve:



Freigabe erteilt / general release:	<b>Kunde / customer</b>			
.....	.....			
Datum / date	Unterschrift / signature			
	<b>Würth Elektronik</b>	SST	Version 5	2005-06-21
		MST	Version 4	2004-10-11
		MST	Version 1	2004-06-03
Geprüft / checked	Kontrolliert / approved	Name	Änderung / modification	Datum / date

### Würth Elektronik eiSos GmbH & Co. KG

D-74638 Waldenbug · Max-Eyth-Strasse 1 - 3 · Germany · Telefon (+49) (0) 7942 - 945 - 0 · Telefax (+49) (0) 7942 - 945 - 400  
<http://www.we-online.com>

# Spezifikation für Freigabe / specification for release

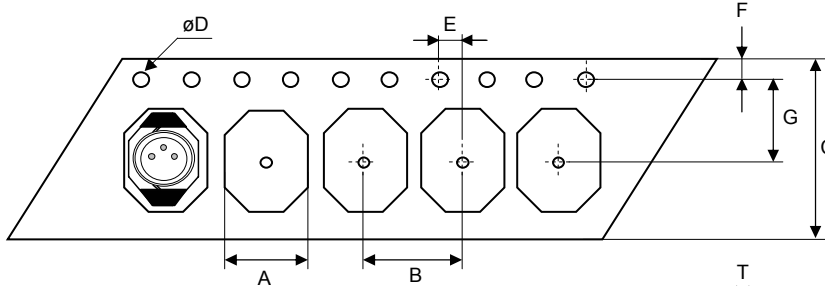
Kunde / customer : \_\_\_\_\_  
 Artikelnummer / part number : **7445120**  
 Bezeichnung : **SPEICHERDROSSEL WE-PD 3**  
 description : **POWER-CHOKES WE-PD 3**

LF



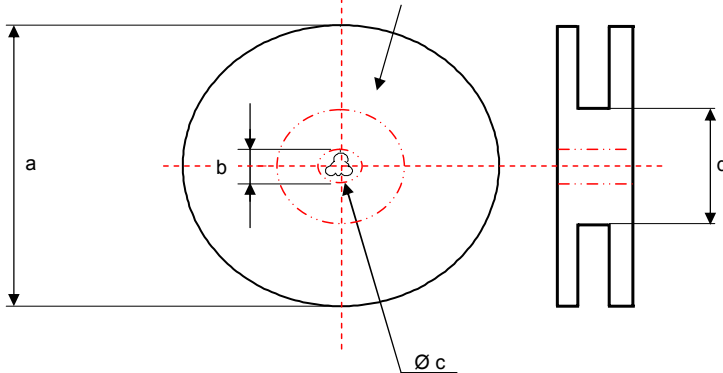
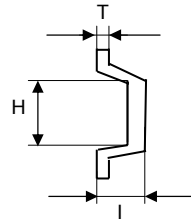
DATUM / DATE : 2005-06-21

## I Rollenspezifikation / Tape and reel specification:



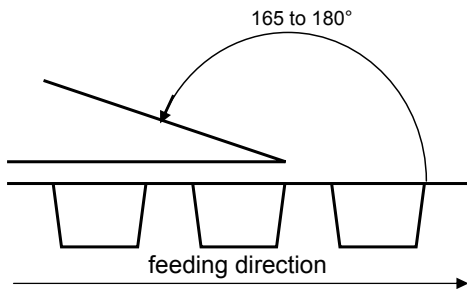
### Gurtspezifikation / Tape specification:

A	4,40 ± 0,1	mm
B	8,00 ± 0,1	mm
C	16,0 ± 0,3	mm
D	1,50 ± 0,1	mm
E	2,00 ± 0,1	mm
F	1,75 ± 0,1	mm
G	7,50 ± 0,1	mm
H	6,75 ± 0,1	mm
I	3,20 ± 0,1	mm
T	0,30 ± 0,05	mm



### Rollenspezifikation / Reel specification:

a	330,0 ± 0,5	mm
b	20,20 ± 0,2	mm
c	13,00 <sup>+0,5</sup> <sub>-1,0</sub>	mm
d	100,0 ± 0,2	mm



The force for tearing off cover tape is 10 to 130 grams in arrow direction

Freigabe erteilt / general release:	Kunde / customer		
	Datum / date	Unterschrift / signature	
Geprüft / checked	Würth Elektronik	SST	Version 5
	Kontrolliert / approved	MST	Version 4
		MST	Version 1
		Name	Änderung / modification
			Datum / date

This electronic component is designed and developed with the intention for use in general electronics equipments. Before incorporating the components into any equipments in the field such as aerospace, aviation, nuclear control, submarine, transportation, (automotive control, train control, ship control), transportation signal, disaster prevention, medical, public information network etc. where higher safety and reliability are especially required or if there is possibility of direct damage or injury to human body. In addition, even electronic component in general electronic equipments, when used in electrical circuits that require high safety, reliability functions or performance, the sufficient reliability evaluation-check for the safety must be performed before use. It is essential to give consideration when to install a protective circuit at the design stage.

## Würth Elektronik eiSos GmbH & Co. KG

D-74638 Waldenbug · Max-Eyth-Strasse 1 - 3 · Germany · Telefon (+49) (0) 7942 - 945 - 0 · Telefax (+49) (0) 7942 - 945 - 400  
<http://www.we-online.com>