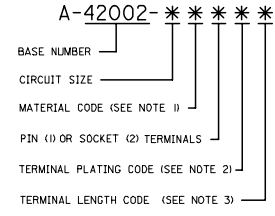






20	19	18	17	16	15	14	13	12	11	10	9	8	7	6	5	4	3	2	1			
PART NO.	ENG. NO.	CIRCUIT SIZE	HOUSING MATERIAL (SEE NOTE 1)	PIN (1) OR SOCKET (2) TERMINALS	TERMINAL PLATING (SEE NOTE 2)	TERMINAL LENGTH (SEE NOTE 3)	'A' DIM ±.015															
IO-84-4120	A-42002-12A1A1	12	A	1	A	1	.17/(4,3)															
IO-84-4121	A-42002-12B1A1		B	1	A	1																
IO-84-5120	A-42002-12C1A1		C	1	A	1																
IO-84-4122	A-42002-12A2A1		A	2	A	1																
IO-84-4123	A-42002-12B2A1		B	2	A	1																
IO-84-5121	A-42002-12C2A1		C	2	A	1																
PRELIMINARY	A-42002-12A1A2		A	1	A	2	.23/(5,8)															
PRELIMINARY	A-42002-12B1A2		B	1	A	2																
PRELIMINARY	A-42002-12C1A2		C	1	A	2																
PRELIMINARY	A-42002-12A2A2		A	2	A	2																
PRELIMINARY	A-42002-12B2A2		B	2	A	2																
PRELIMINARY	A-42002-12C2A2		C	2	A	2																
IO-84-4150	A-42002-15A1A1	15	A	1	A	1	.17/(4,3)															
IO-84-4151	A-42002-15B1A1		B	1	A	1																
IO-84-5150	A-42002-15C1A1		C	1	A	1																
IO-84-4152	A-42002-15A2A1		A	2	A	1																
IO-84-4153	A-42002-15B2A1		B	2	A	1																
IO-84-5151	A-42002-15C2A1		C	2	A	1																
PRELIMINARY	A-42002-15A1A2		A	1	A	2	.23/(5,8)															
PRELIMINARY	A-42002-15B1A2		B	1	A	2																
PRELIMINARY	A-42002-15C1A2		C	1	A	2																
PRELIMINARY	A-42002-15A2A2		A	2	A	2																
PRELIMINARY	A-42002-15B2A2		B	2	A	2																
PRELIMINARY	A-42002-15C2A2		C	2	A	2																

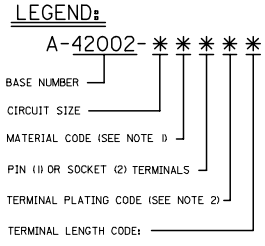
**LEGEND:**



THIRD ANGLE PROJECTION

A1

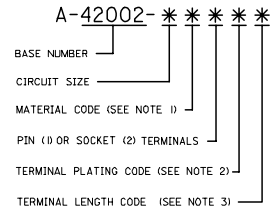
PART NO.	ENG. NO.	CIRCUIT SIZE	HOUSING MATERIAL (SEE NOTE 1)	PIN (1) OR SOCKET (2) TERMINALS	TERMINAL PLATING (SEE NOTE 2)	TERMINAL LENGTH (SEE NOTE 3)	"A" DIM ±.015
IO-84-4024	A-42002-2A1B1	2	A	1	B	1	.17/(4,3)
IO-84-4025	A-42002-2B1B1		B	1	B	1	
IO-84-5022	A-42002-2C1B1		C	1	B	1	
IO-84-4026	A-42002-2A2B1		A	2	B	1	
IO-84-4027	A-42002-2B2B1		B	2	B	1	
IO-84-5023	A-42002-2C2B1		C	2	B	1	
PRELIMINARY	A-42002-2A1B2		A	1	B	2	.23/(5,8)
PRELIMINARY	A-42002-2B1B2		B	1	B	2	
PRELIMINARY	A-42002-2C1B2		C	1	B	2	
PRELIMINARY	A-42002-2A2B2		A	2	B	2	
PRELIMINARY	A-42002-2B2B2	B	2	B	2		
PRELIMINARY	A-42002-2C2B2	C	2	B	2		
IO-84-4034	A-42002-3A1B1	3	A	1	B	1	.17/(4,3)
IO-84-4035	A-42002-3B1B1		B	1	B	1	
IO-84-5032	A-42002-3C1B1		C	1	B	1	
IO-84-4036	A-42002-3A2B1		A	2	B	1	
IO-84-4037	A-42002-3B2B1		B	2	B	1	
IO-84-5033	A-42002-3C2B1		C	2	B	1	
PRELIMINARY	A-42002-3A1B2		A	1	B	2	.23/(5,8)
PRELIMINARY	A-42002-3B1B2		B	1	B	2	
PRELIMINARY	A-42002-3C1B2		C	1	B	2	
PRELIMINARY	A-42002-3A2B2		A	2	B	2	
PRELIMINARY	A-42002-3B2B2	B	2	B	2		
PRELIMINARY	A-42002-3C2B2	C	2	B	2		
IO-84-4044	A-42002-4A1B1	4	A	1	B	1	.17/(4,3)
IO-84-4045	A-42002-4B1B1		B	1	B	1	
IO-84-5042	A-42002-4C1B1		C	1	B	1	
IO-84-4046	A-42002-4A2B1		A	2	B	1	
IO-84-4047	A-42002-4B2B1		B	2	B	1	
IO-84-5043	A-42002-4C2B1		C	2	B	1	
PRELIMINARY	A-42002-4A1B2		A	1	B	2	.23/(5,8)
PRELIMINARY	A-42002-4B1B2		B	1	B	2	
PRELIMINARY	A-42002-4C1B2		C	1	B	2	
PRELIMINARY	A-42002-4A2B2		A	2	B	2	
PRELIMINARY	A-42002-4B2B2	B	2	B	2		
PRELIMINARY	A-42002-4C2B2	C	2	B	2		
IO-84-4064	A-42002-6A1B1	6	A	1	B	1	.17/(4,3)
IO-84-4065	A-42002-6B1B1		B	1	B	1	
IO-84-5062	A-42002-6C1B1		C	1	B	1	
IO-84-4066	A-42002-6A2B1		A	2	B	1	
IO-84-4067	A-42002-6B2B1		B	2	B	1	
IO-84-5063	A-42002-6C2B1		C	2	B	1	
PRELIMINARY	A-42002-6A1B2		A	1	B	2	.23/(5,8)
PRELIMINARY	A-42002-6B1B2		B	1	B	2	
PRELIMINARY	A-42002-6C1B2		C	1	B	2	
PRELIMINARY	A-42002-6A2B2		A	2	B	2	
PRELIMINARY	A-42002-6B2B2	B	2	B	2		
PRELIMINARY	A-42002-6C2B2	C	2	B	2		
IO-84-4094	A-42002-9A1B1	9	A	1	B	1	.17/(4,3)
IO-84-4095	A-42002-9B1B1		B	1	B	1	
IO-84-5092	A-42002-9C1B1		C	1	B	1	
IO-84-4096	A-42002-9A2B1		A	2	B	1	
IO-84-4097	A-42002-9B2B1		B	2	B	1	
IO-84-5093	A-42002-9C2B1		C	2	B	1	
PRELIMINARY	A-42002-9A1B2		A	1	B	2	.23/(5,8)
PRELIMINARY	A-42002-9B1B2		B	1	B	2	
PRELIMINARY	A-42002-9C1B2		C	1	B	2	
PRELIMINARY	A-42002-9A2B2		A	2	B	2	
PRELIMINARY	A-42002-9B2B2	B	2	B	2		
PRELIMINARY	A-42002-9C2B2	C	2	B	2		



EC NO. 12005-0180 DRAWN BY: SSUDHIR 2006/01/20 CHECKED BY: CHIKKOSUDHIR 2006/01/20 APPROVED BY: (APPROPRIATE)	QUALITY SYMBOLS ▽=0 ▽=0	GENERAL TOLERANCES (UNLESS SPECIFIED) .mm INCH		DIMENSION STYLE IN/MM		SCALE: 1:1	DESIGN UNITS: INCH	THIRD ANGLE PROJECTION
		4 PLACES ± --- ± --- 3 PLACES ± --- ± --- 2 PLACES ± --- ± --- 1 PLACE ± --- ± ---	DRAWN BY: SSUDHIR 2004/06/08 CHECKED BY: GJLOWE 2004/06/08 APPROVED BY: GJLOWE 2004/06/08	TITLE: ASSEMBLY, PIN AND SOCKET HEADERS .084/(2.13) DIA. SERIES			MATERIAL NO. SDA-42002-***** DOCUMENT NO.	SHEET NO. 4 OF 5
DRAFT WHERE APPLICABLE MUST REMAIN WITHIN DIMENSIONS		SEE CHART		THIS DRAWING CONTAINS INFORMATION THAT IS PROPRIETARY TO MOLEX INCORPORATED AND SHOULD NOT BE USED WITHOUT WRITTEN PERMISSION				

20	19	18	17	16	15	14	13	12	11	10	9	8	7	6	5	4	3	2	1
PART NO.	ENG. NO.	CIRCUIT SIZE	HOUSING MATERIAL (SEE NOTE 1)	PIN (1) OR SOCKET (2) TERMINALS	TERMINAL PLATING (SEE NOTE 2)	TERMINAL LENGTH (SEE NOTE 3)	'A' DIM ±.015												
IO-84-4I24	A-42002-12A1B1	12	A	1	B	1	.17/(4,3)												
IO-84-4I25	A-42002-12B1B1		B	1	B	1													
IO-84-5I22	A-42002-12C1B1		C	1	B	1													
IO-84-4I26	A-42002-12A2B1		A	2	B	1													
IO-84-4I27	A-42002-12B2B1		B	2	B	1													
IO-84-5I23	A-42002-12C2B1		C	2	B	1													
PRELIMINARY	A-42002-12A1B2		A	1	B	2	.23/(5,8)												
PRELIMINARY	A-42002-12B1B2		B	1	B	2													
PRELIMINARY	A-42002-12C1B2		C	1	B	2													
PRELIMINARY	A-42002-12A2B2	A	2	B	2														
PRELIMINARY	A-42002-12B2B2	B	2	B	2														
PRELIMINARY	A-42002-12C2B2	C	2	B	2														
IO-84-4I54	A-42002-15A1B1	15	A	1	B	1	.17/(4,3)												
IO-84-4I55	A-42002-15B1B1		B	1	B	1													
IO-84-5I52	A-42002-15C1B1		C	1	B	1													
IO-84-4I56	A-42002-15A2B1		A	2	B	1													
IO-84-4I57	A-42002-15B2B1		B	2	B	1													
IO-84-5I53	A-42002-15C2B1		C	2	B	1													
PRELIMINARY	A-42002-15A1B2		A	1	B	2	.23/(5,8)												
PRELIMINARY	A-42002-15B1B2		B	1	B	2													
PRELIMINARY	A-42002-15C1B2		C	1	B	2													
PRELIMINARY	A-42002-15A2B2	A	2	B	2														
PRELIMINARY	A-42002-15B2B2	B	2	B	2														
PRELIMINARY	A-42002-15C2B2	C	2	B	2														

**LEGEND:**



EC NO. 12005-0180 DRAWINGSDHIR 2006/01/20 CHKDCSSDHIR 2006/01/20 APPROVEDASD 2006/01/20	QUALITY SYMBOLS 	GENERAL TOLERANCES (UNLESS SPECIFIED)		DIMENSION STYLE	SCALE	DESIGN UNITS	THIRD ANGLE PROJECTION
		mm	INCH	IN/MM	1:1	INCH	
DRAFT WHERE APPLICABLE MUST REMAIN WITHIN DIMENSIONS	SIZE A 1	4 PLACES ±	±	DRAWN BY	DATE	TITLE	ASSEMBLY, PIN AND SOCKET HEADERS .084/(2.13) DIA. SERIES MOLEX INCORPORATED
		3 PLACES ±	±	SSUDHIR	2004/06/08	SDA-42002-***** SHEET NO. 5 OF 5	
		2 PLACES ±	±	CHECKED BY	DATE		
		1 PLACE ±	±	GJLOWE	2004/06/08		
ANGULAR ±1/2°		APPROVED BY	DATE				
				GJLOWE	2004/06/08		