

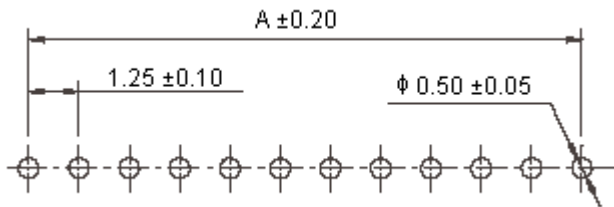
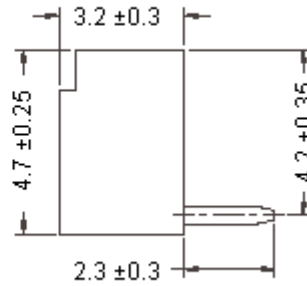
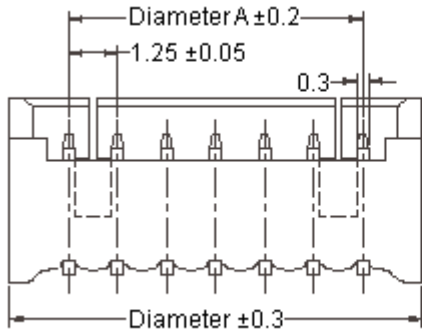


PART NO.

1251RM-10

REVISIONS

ECN #	REV	DESCRIPTION	DRAWN	DATE	CHECKD	DATE	APPRVD	DATE
-	A	RELEASED	Veena	02/8/08	Suresh	02/8/08	G. C	17/8/08



Dimensions : Millimetres

Specifications:

- Current rating : 1.0A ac/dc.
- Voltage rating : 125V ac/dc.
- Maximum contact resistance : 20mΩ.
- Minimum insulation resistance : 1000MΩ.
- Withstanding voltage : 250V ac for one minute.
- Operating temperature range : -40°C to +85°C.
- Application : Wire AWG 30 to 32.

Material and Finish:

- Housing insulator : Nylon66.
- Crimp terminal : Phosphor bronze tin plated.
- Wafer insulator : Nylon66.
- Contact pin : Phosphor bronze tin plated.

Connection:

1250HM Mates with 1251S(R)M-XX.

Engineering Dimension

Number of Positions	A	B	Part Number
10	11.25	14.25	1251RM-10

Dimensions : Millimetres

<http://www.farnell.com>

<http://www.newark.com>

<http://www.cpc.co.uk>

This data sheet and its contents (the "Information") belong to the Premier Farnell Group (the "Group") or are licensed to it. No licence is granted for the use of it other than for information purposes in connection with the products to which it relates. No licence of any intellectual property rights is granted. The Information is subject to change without notice and replaces all data sheets previously supplied. The Information supplied is believed to be accurate but the Group assumes no responsibility for its accuracy or completeness, any error in or omission from it or for any use made of it. Users of this data sheet should check for themselves the Information and the suitability of the products for their purpose and not make any assumptions based on information included or omitted. Liability for loss or damage resulting from any reliance on the Information or use of it (including liability resulting from negligence or where the Group was aware of the possibility of such loss or damage arising) is excluded. This will not operate to limit or restrict the Group's liability for death or personal injury resulting from its negligence. SPC MULTICOMP is the registered trademark of the Group. © Premier Farnell plc 2008.

TOLERANCES:

UNLESS OTHERWISE SPECIFIED, DIMENSIONS ARE FOR REFERENCE PURPOSES ONLY.

DRAWN BY:	DATE:
Veena	02/08/08
CHECKED BY:	DATE:
Suresh	02/08/08
APPROVED BY:	DATE:
G.Cook	17/08/08

DRAWING TITLE:

Wire to Board Connectors - 10 Way

SIZE A	DWG NO. M10001395	ELECTRONIC FILE 118--1251S(R)M-XX_9_DWG	REV A
SCALE: NTS		U.O.M.: mm	SHEET: 1 OF 1