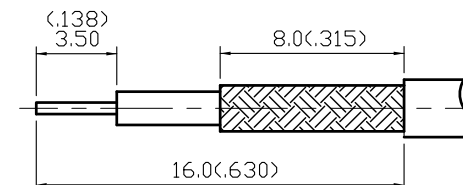
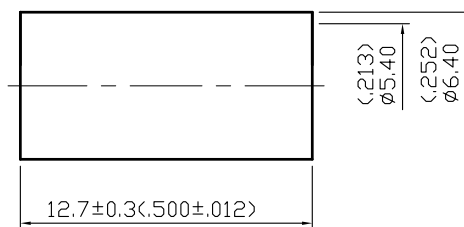
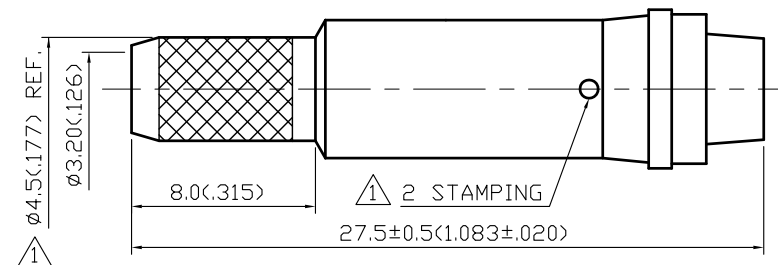
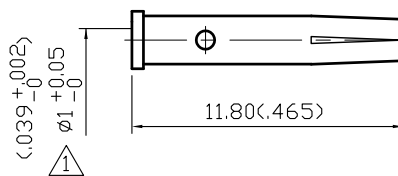
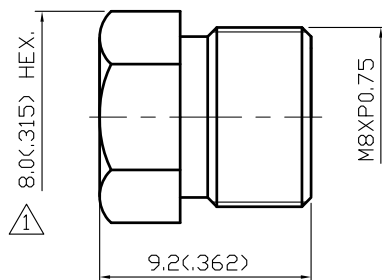


NO	DESCRIPTION	DATE
①	BACKGROUND FORMAT UPDATED ADD STRIPPING DIMENSION ADD 2 STAMPING DEL PIN CHUCK, (ø2.5), (2) H8 REF. → 8.0 HEX. ø1 +0.1 → ø1 +0.05 -0 → -0 ø4.5 +0.15 → ø4.5 REF. -0.05	12.22.08'



① STRIPPING DIMENSION

1.0 ELECTRICAL

- 1.1 FREQUENCY RANGE: DC-900 MHz
- 1.2 NOMINAL IMPEDANCE: 50 OHM

2.0 MATERIALS

- 2.1 BODIES: BRASS PER JIS-C3604
- 2.2 CENTER CONTACT: BRASS PER JIS-C3604
- 2.3 CRIMP FERRULE: BRASS PER JIS-C2700

3.0 FINISHES AND OTHERS

- 3.1 SEE BELOW TABLE FOR DETAILS.

4.0 MECHANICAL

- 4.1 FOR USE WITH RG58U OR SIMILAR STYLE CABLE
- 4.2 CABLE ATTACHMENT: OUTER: CRIMP, INNER: SOLDER/CRIMP
- 4.3 CRIMP SIZE REQUIRED: CONTACT: SOLDER/1.8(ø.071) HEX. CRIMP TOOL
FERRULE: 5.5(ø.215) HEX. CRIMP TOOL

5.0 ENVIRONMENTAL

- 5.1 OPERATING TEMPERATURE RANGE: -40° C TO +60° C

NO	DESCRIPTION	MATERIAL	Q'TY	FINISH
5	CRIMP FERRULE	BRASS	1	NICKEL
4	CENTER CONTACT	BRASS	1	GOLD
3	NUT	BRASS	1	NICKEL 100μ" MIN.
2	INSULATION	POM	1	NONE
1	BODY	BRASS	1	NICKEL 100μ" MIN.

APPROVED

by _____ DATE: _____

DESCRIPTION		FME STRAIGHT JACK CRIMP							
製圖	DRAWN	TOLERANCE	品名	23-02-5	D.G.N	58U	DATE	版次	REV.
	Yoko			\ROHS COMPLIANT					
檢圖	CHECK	UNIT	單位	DWG.NO.	23-0008				
	Monica								
認定	APPROVAL	SCALE	比例	佳楠精密電子股份有限公司 CHIN NAN PRECISION ELECTRONICS CO.,LTD.					
	Monica								