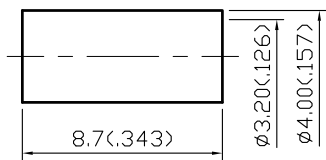
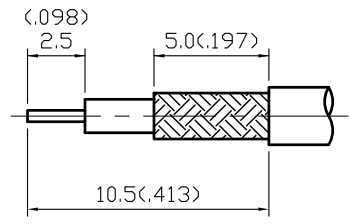
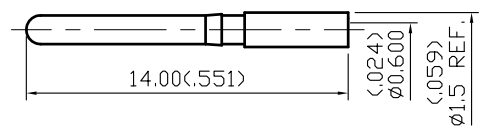
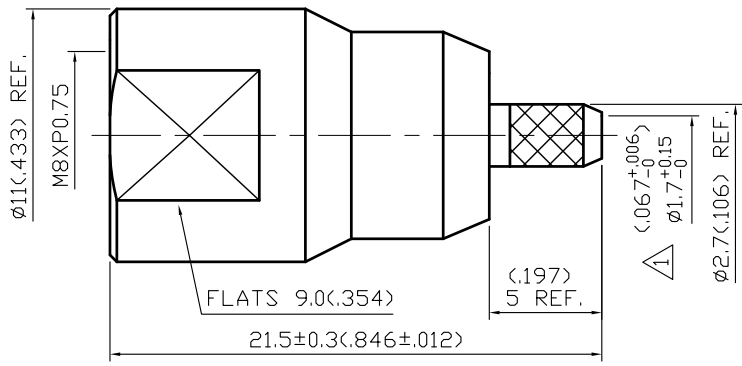


NO	DESCRIPTION	DATE
1	$\phi 1.70 \rightarrow \phi 1.7 \begin{smallmatrix} +0.15 \\ -0 \end{smallmatrix}$	04.27.98
2	BACKGROUND FORMAT UPDATED ADD STRIPPING DIMENSION	03.09.09'



1.0 ELECTRICAL

- 1.1 FREQUENCY RANGE: DC-1.8 GHz
- 1.2 NOMINAL IMPEDANCE: 50 OHM

2.0 MATERIALS

- 2.1 BODIES: BRASS PER JIS-C3604
- 2.2 CENTER CONTACT: BRASS PER JIS-C3604
- 2.3 INSULATION: TEFLON PER ASTM D1457 AND ASTM D1710
- 2.4 CRIMP FERRULE: BRASS PER JIS-C2700

3.0 FINISHES AND OTHERS

- 3.1 SEE BELOW TABLE FOR DETAILS.

4.0 MECHANICAL

- 4.1 FOR USE WITH RG174U OR SIMILAR STYLE CABLE
- 4.2 CABLE ATTACHMENT: OUTER: CRIMP, INNER: CRIMP
- 4.3 CABLE RETENTION 15 lbs MIN.
- 4.4 CRIMP SIZE REQUIRED: CONTACT: 1.06(.042) SQ. CRIMP TOOL
FERRULE: 3.5(.138) HEX. CRIMP TOOL

5.0 ENVIRONMENTAL

- 5.1 OPERATING TEMPERATURE RANGE: -55° C TO +125° C

STRIPPING DIMENSION

APPROVED by _____ DATE: _____

NO	DESCRIPTION	MATERIAL	Q'TY	FINISH
5	CRIMP FERRULE	BRASS	1	NICKEL
4	CENTER CONTACT	BRASS	1	GOLD
3	CHASSIS	BRASS	1	NICKEL 100μ" MIN.
2	INSULATION	TEFLON	1	NONE
1	BODY	BRASS	1	NICKEL 100μ" MIN.

DESCRIPTION		FME STRAIGHT PLUG CRIMP								
製圖	DRAWN	TOLERANCE	品名	23-07-5	T.G.N	174U	日期	DATE	版次	REV.
	Yoko	.X ±0.2	TITLE	\ROHS COMPLIANT (50Ω)			04.18.97'	A-2		
檢圖	CHECK	.XX ±0.1	單位	UNIT	DWG.NO.		23-0083			
	Jocky	.XXX ±0.05	mm(in)							
認定	APPROVAL	.XXX ±0.05	比例	SCALE	佳楠精密電子股份有限公司					
	Lewis	ANGLE ±5°	4:1	CHIN NAN PRECISION ELECTRONICS CO.,LTD.						