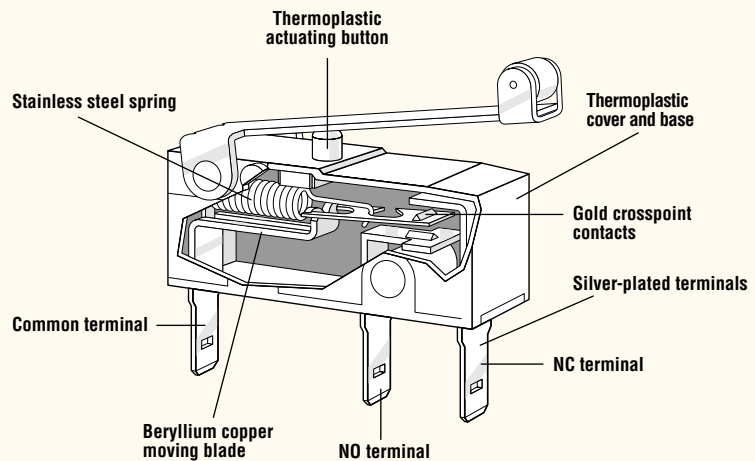


# SUBMINIATURE DA Series

## Features

- Long life coil spring construction
- Standard gold crosspoint contacts (0.1 amp) for low level switching applications
- Silver contact low voltage DAB version also available. Consult factory.
- Five standard terminals to choose from
- Automated assembly insures high quality and reliability
- Choice of external snap-on actuators
- Custom actuators available
- VDE approved



## Electrical Ratings

Switch Series	EN61058 Rating	UL1054 Rating	Electrical Life at Rated Load	
			According to VDE (Min. Operations)	According to UL (Min. Operations)
DA3	0.1(0.05)A, 50VAC	0.1A, 125VAC	50,000	100,000
DAB	N/A	5A, 24VDC	N/A	6,000

## Specifications

### Electrical

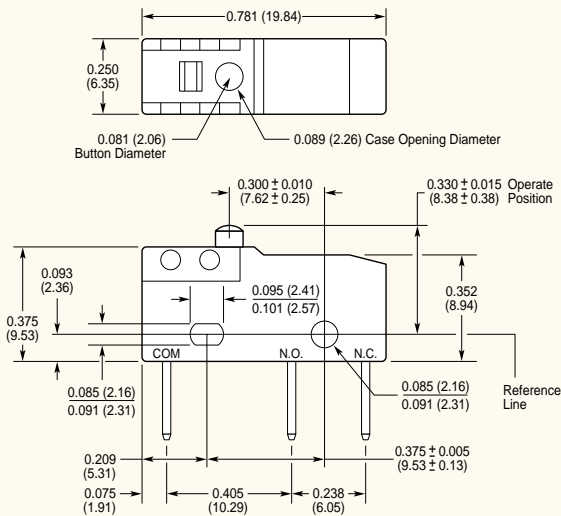
Temperature Rating:	-40° to +85°C
Flammability Rating:	UL94V-O

### Materials

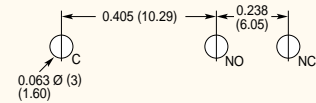
Case:	Thermoplastic Polyester
Actuating Button:	Thermoplastic Acetal
Terminals:	Silver-Plated Bronze
Moving Blade:	Silver-Plated Beryllium Copper
Spring:	Copper-Coated Stainless Steel
Auxiliary Actuator:	Stainless Steel
Roller:	Stainless Steel
Contacts:	Gold Crosspoint (DA3), Silver (DAB)



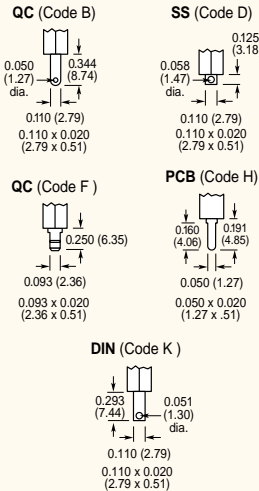
## Dimensions inches (mm)



## PCB Footprint

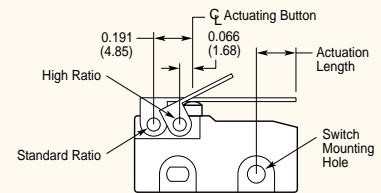


### Terminals



## Actuators

Many special forms and lengths of actuators are available. External actuators can be snapped on in either of two locations (standard lever ratio or high lever ratio). Actuation lengths are dimensioned from centerline of switch mounting hole (see drawing).

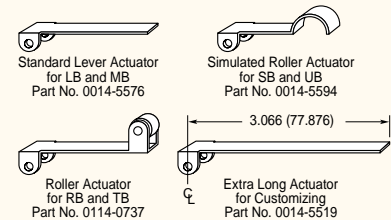


## Actuator Specifications

Actuator Type	Switch Type	Maximum Operating Force (gms.)	Maximum Pre-Travel inches (mm)	Operating Point inches (mm)	Minimum Over-Travel inches (mm)	Max. Movement Differential inches (mm)	Actuation Length inches (mm)
-AA		90	0.030 (0.76)	0.330±0.015 (8.38±0.38)	0.035 (0.89)	0.007 (0.18)	—
-LB		27	0.144 (3.66)	0.348±0.060 (8.84±1.52)	0.054 (1.37)	0.028 (0.71)	0.271 (6.88)
-MB		9	0.416 (10.57)	0.350±0.173 (8.90±4.39)	0.078 (1.98)	0.081 (2.06)	0.396 (10.06)
-RB		30	0.131 (3.33)	0.571±0.054 (14.50±1.37)	0.046 (1.17)	0.025 (0.64)	0.201 (5.11)
-TB		10	0.379 (9.63)	0.571±0.173 (14.50±4.39)	0.067 (1.70)	0.074 (1.88)	0.326 (8.28)
-SB		30	0.131 (3.33)	0.571±0.054 (14.50±1.37)	0.046 (1.17)	0.025 (0.64)	0.197 (5.00)
-UB		10	0.379 (9.63)	0.571±0.173 (14.50±4.39)	0.067 (1.70)	0.074 (1.88)	0.322 (8.18)

## Ordering Actuators Separately

There are three standard actuators available, plus an extra long actuator which may be used for customizing forms and lengths. To order actuators for the DA3 Series Subminiature Switch, use the actuator part number shown. Actuators may be ordered separately and installed on switches as required.



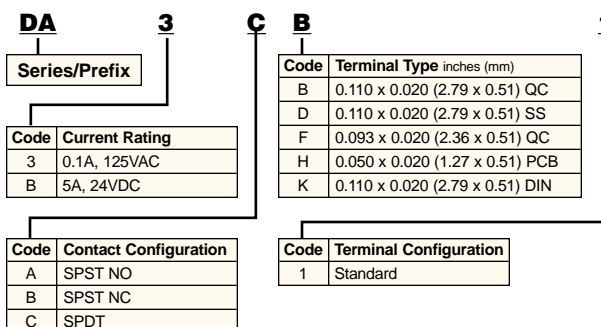
## Circuitry

Contact arrangement available in choice of single pole double throw, or single pole single throw, either normally open or normally closed.

## Mounting

Recommended mounting screw size: #2-56 round head. Recommended torque on screw: 2 inch lbs. max. (with flat washer min. 0.240" [6.10mm] outside diameter).

## Ordering Information



Code	Actuator Type	Actuation Length inches (mm)		
		A	B	C
AA	Button	—	—	—
L	Lever Standard Ratio	0.154 (3.91)	0.271 (6.88)	0.403 (10.24)
M	Lever High Ratio	0.279 (7.09)	0.396 (10.06)	0.528 (13.41)
R	Roller Standard Ratio	-0.061 (-1.55)	0.201 (5.11)	0.330 (8.38)
T	Roller High Ratio	0.064 (1.63)	0.326 (8.28)	0.455 (11.56)
S	Simulated Roller Standard Ratio	0.110 (2.79)	0.197 (5.00)	0.258 (6.55)
U	Simulated Roller High Ratio	0.235 (5.97)	0.322 (8.18)	0.383 (9.73)

Actuation lengths are dimensioned from center line of switch mounting hole. Refer to dimensional drawing.