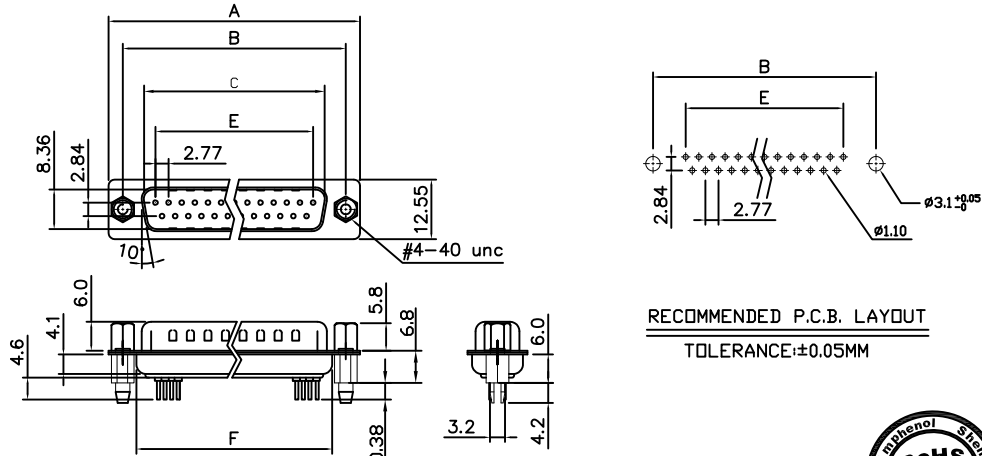
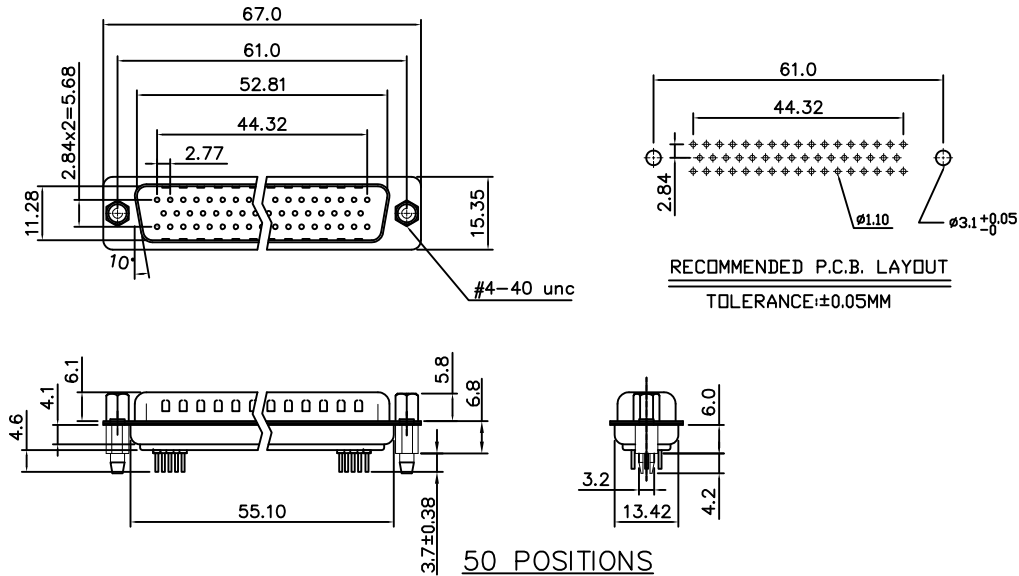


This document is the property of Amphenol Corporation and is delivered on the express condition that it is not to be disclosed, reproduced or used, in whole or in part, for manufacture or sale by anyone other than Amphenol Corporation without its prior consent, & that no right is granted to disclose or to use any information in this document.

Customer Drawing



09,15,25,37 POSITIONS



50 POSITIONS

Dimensions

| Positions | A | B | C | E | F |
|-----------|-------|-------|-------|-------|-------|
| 9 | 30.81 | 24.99 | 16.92 | 11.08 | 19.20 |
| 15 | 39.20 | 33.30 | 25.25 | 19.39 | 27.70 |
| 25 | 53.04 | 47.04 | 38.96 | 33.24 | 41.10 |
| 37 | 69.40 | 63.50 | 55.42 | 49.86 | 57.30 |

REVISIONS

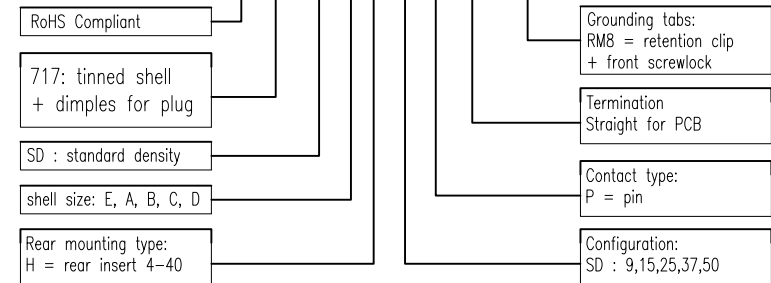
| SYM | ECN | DESCRIPTION | DATE | APPROVED |
|-----|------|-----------------------|----------|----------|
| 1 | HK-- | First Release Drawing | 11/27/08 | IP |
| 2 | HK-- | Update the Drawing | 05/10/13 | IP |
| 3 | HK-- | Update the Drawing | 11/18/14 | IP |
| 4 | HK-- | Add dimension 6.8 | 12/08/15 | IP |

D-SUB TECHNICAL DATA

SHELL : Steel, 100u" Tin over 50u" min nickel over 50u" min Copper
 BODY : Glass-Filled Thermoplastic PBT, UL94V-0 , Black
 CONTACTS : Copper alloy
 Gold flash over 50u" nickel on mating area
 100u" tin over 50u" nickel on solder area
 BOARDLOCK: Brass, Tin Plated.
 SCREWLOCK: Brass, Nickel Plated.
 ELECTRICAL: Voltage Rating 250 V
 Current Rating 3 AMP
 Withstanding Voltage >1000 V RMS
 Insulation Resistance >1000 M Ohms
 Contact Resistance 20 mOhms max.
 MARKING: Amphenol...(Series No.)
 Commercial Reference
 Manufacturing Date

PRODUCT CODE

L 717 SD X H XX P OL2 RM8



| UNLESS OTHERWISE SPECIFIED TOLERANCES | APPROVAL | | DATE |
|---------------------------------------|---------------------|-------|----------|
| | DRAWN | FILED | DATE |
| U.S. METRIC | | | 12/08/15 |
| .X +/- | | | 12/08/15 |
| .XX +/- | | | |
| .XXX +/- | | | |
| FRACTIONS +/- | | | |
| ANGLES +/- | | | |
| FOR MATERIALS AND FINISHES SEE NOTES | DRAWING FILE : | | |
| REMOVE SHARP EDGES | ANGLE OF PROJECTION | | |
| DIMENSIONS | U.S. INCHES | | |
| U.S. INCHES | METRIC MM | | |

| | | |
|-------------------------------------|-------------------|--------------|
| Amphenol | | |
| TITLE D-SUB connector, SD Series | | |
| SIZE | DRAWING NO. | REV. |
| A4 | L717SDXHXXPOL2RM8 | 4 |
| SCALE | NONE | SHEET 1 OF 1 |