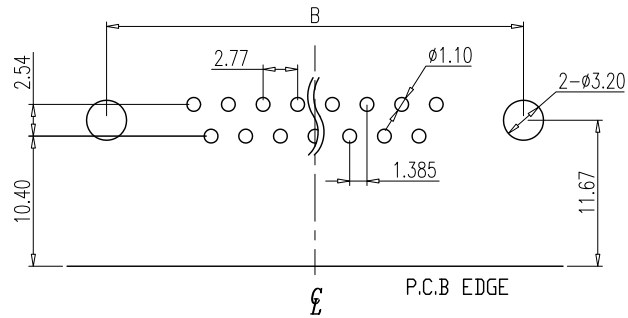
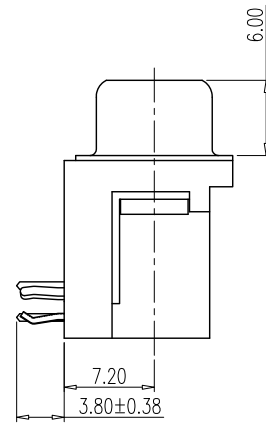
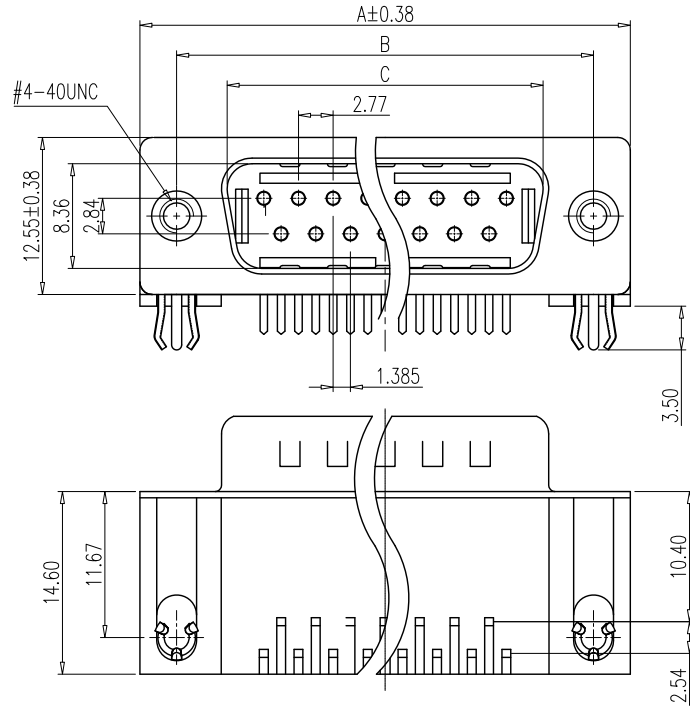


This document is the property of Amphenol Corporation and is delivered on the express condition that it is not to be disclosed, reproduced or used, in whole or in part, for manufacture or sale by anyone other than Amphenol Corporation without its prior consent, & that no right is granted to disclose or to use any information in this document.

Customer drawing



RECOMMENDED P.C.B LAYOUT
TOLERANCE ±0.05

DIM.S	SHELL	A	B	C
9		30.81	24.98	16.92
15		39.19	33.32	25.25
25		53.04	47.04	38.96
37		69.32	63.50	55.42



REVISIONS

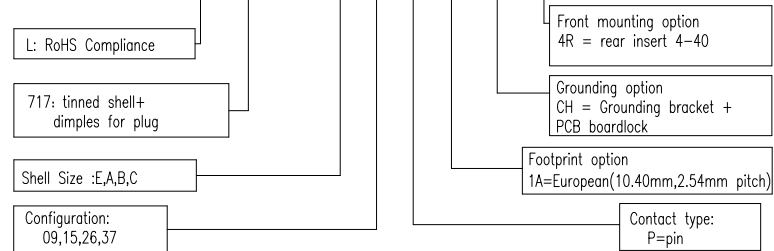
SYM	ECN	DESCRIPTION	DATE	APPROVED
1	HK--	First Release Drawing	05/02/08	IP
2	HK--	Modify the dimension	08/21/11	IP
3	HK--	Modify the current	04/28/12	IP
4	HK--	Update the Drawing	11/26/13	IP

D-SUB TECHNICAL DATA

SHELL : SPCC, 100u" min tin over 50u" min nickel over 50u" copper
 BODY : Class-Filled Thermoplastic PBT UL 94V-0 Rated,Black
 CONTACTS : Copper Alloy
 Gold flash over 50u" min nickel on mating area.
 100u" min tin over 50u" min nickel on solder area.
 BOARDLOCK: Copper Alloy, Tin plated.
 RIVET : Copper Alloy, Nickel plated.
 ELECTRICAL : Voltage rating 250 V Rms to 50 Hz
 Current rating 3A.
 Withstanding Voltage >1000 V Rms to 50 Hz for one minute
 Insulation resistance >1000 M Ohms
 Contact resistance 25 mOhms max.
 MARKING : Amphenol...(Series No.)
 Commercial reference
 Manufacturing date

PRODUCT CODE

L 717 SD X XX P 1A CH 4R



UNLESS OTHERWISE SPECIFIED TOLERANCES		APPROVAL		DATE
U.S.	METRIC	DRAWN	Checked	DATE
.X +/-	0.50	Felix Liu		11/26/13
.XX +/-	0.30	Tony Tang		11/26/13
.XXX +/-	0.20	CHECKED		
FRACTIONS +/-	5'	DRAWING FILE :		
ANGLES +/-		ANGLE OF PROJECTION		
REMOVE SHARP EDGES		DIMENSIONS		
		U.S. INCHES		
		METRIC MM		

Amphenol		Amphenol East Asia Limited	
TITLE			
D-SUB connector, SD series			
SIZE	DRAWING NO.	REV.	
A4	C L717SDXXXP1ACH4R	4	
SCALE	NONE	SHEET 1 OF 1	