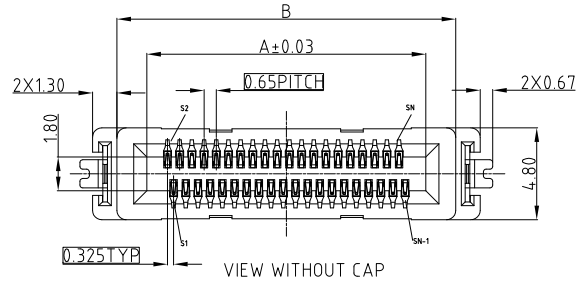


This document is the property of Amphenol Corporation and is delivered on the express condition that it is not to be disclosed, reproduced or used, in whole or in part, for manufacture or sale by anyone other than Amphenol Corporation without its prior consent, & that no right is granted to disclose or to use any information in this document.

CUSTOMER DRAWING

REVISIONS				
SYM	ECN	DESCRIPTION	DATE	APPROVED
10	CDXXXX	ADD CORE OUT	May.02,2018	YH
11	CDXXXX	ADD KEEP OUT ZONE ON MATING CARD	Aug.14,2018	YH
12	CDXXXX	ADD MISS DIM	Aug.31,2018	YH
13	CD1702	ADD PICK UP CAP	Apr.26,2019	YH
14	CDXXXX	ADD CORE OUT ON PAGE 8	Dec.27,2019	YH

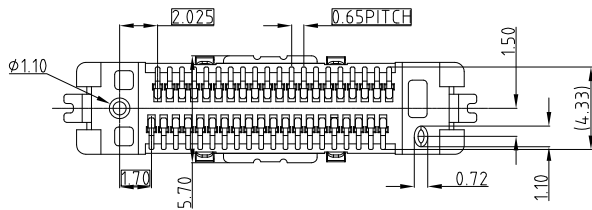
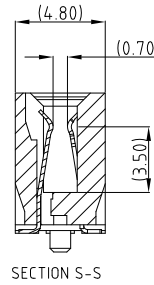
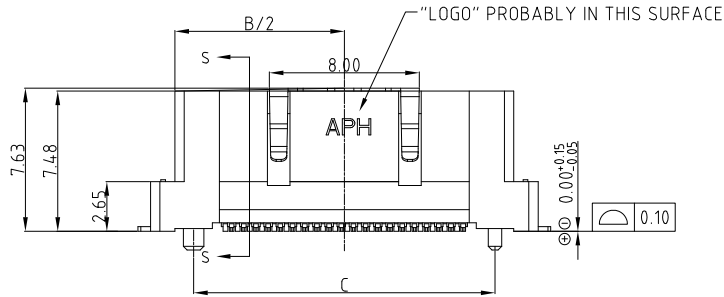


PIN COUNT	DIMENSION			
	N	A	B	D
20	8.375	11.575	9.575	8.275
40	14.875	18.075	16.075	14.775

DIM SHEET FOR SIGNAL ONLY WITHOUT KEY

PN SYSTEM:

- SE 1 X XXX 2311111 X
- SIGNAL PIN
 - 020: 20PINS
 - 040: 40PINS
 -
 - 200: 200PINS
 - POWER PIN
 - 0: 0PINS
 - 4: 4PINS
 - 8: 8PINS
 - B: 12PINS
- PLATING SPEC
- 1 0.76um Au
 - 2 0.38um Au
 - 3 GOLD FLASH
 - 4 0.76um PdNi+GOLD FLASH



NOTE:

- MATERIAL:
 - HOUSING: HIGH TEMPERATURE THERMOPLASTIC, BLACK, UL94-V0
 - SIGNAL CONTACT: COPPER ALLOY
 - BOARD LOCK: COPPER ALLOY
 - PICK UP CAP: SUS
- PLATING:
 - SIGNAL CONTACT :
 - MATING AREA: REFER TO PN SYSTEM OVER 1.27-2.54 UM NICKEL UNDERPLATED
 - SOLDER AREA: 1.27UM MIN MATTE TIN OVER 1.27-2.54 UM NICKEL UNDERPLATED
 - BOARD LOCK : 1.27UM MIN MATTE TIN OVER 1.27-2.54 UM NICKEL UNDERPLATED
- ELECTRICAL PERFORMANCE:
 - RATED CURRENT FOR SIGNAL PIN: PLEASE REFER TO APPLICATION SPEC
- MATERIAL SHOULD BE FULFILLED AMPHENOL SPEC # SSN002
- ORDER P/N : REFER TO PN SYSTEM

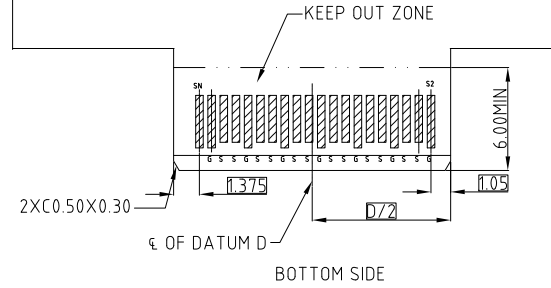
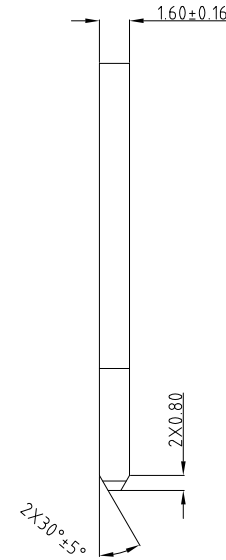
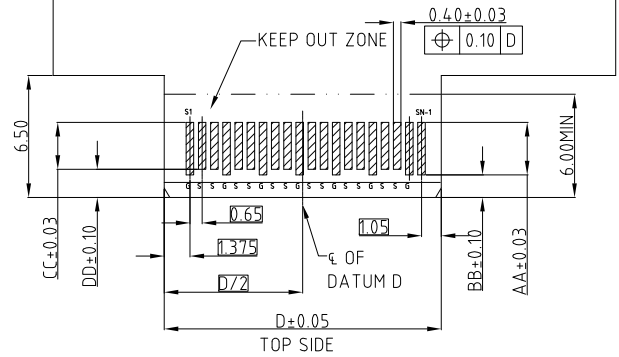
SIGNAL ONLY WITHOUT KEY

UNLESS OTHERWISE SPECIFIED TOLERANCES U.S. METRIC .X +/- 0.25 .XX +/- 0.20 .XXX +/- 0.20 FRACTIONS +/- ANGLES +/- 5° FOR MATERIALS AND FINISHES SEE NOTES	APPROVAL	DATE			
	DRAWN	MATT			Dec.27,2019
	CHECKED				
	APPROVED				
REMOVE SHARP EDGES	ANGLE OF PROJECTION		TITLE		
DIMENSIONS			SLIM COOL EDGE		
U.S. INCHES			0.65MM PITCH		
(METRIC) (mm)			SIZE	DRAWING NO.	REV.
			A3	C SE1XXXX2311111X	14
	SCALE	NONE	SHEET 1 OF 9		

This document is the property of Amphenol Corporation and is delivered on the express condition that it is not to be disclosed, reproduced or used, in whole or in part, for manufacture or sale by anyone other than Amphenol Corporation without its prior consent, & that no right is granted to disclose or to use any information in this document.

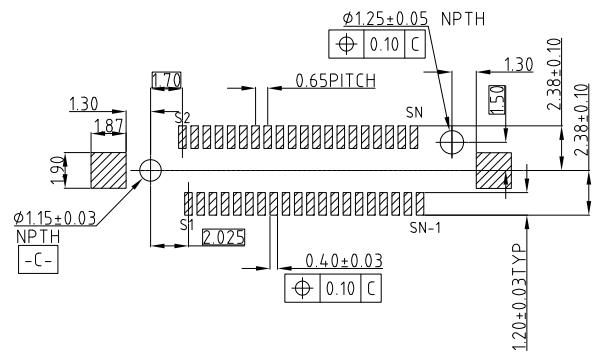
CUSTOMER DRAWING

REVISIONS				
SYM	ECN	DESCRIPTION	DATE	APPROVED
		SEE SHEET 1		



RECOMMEND LAYOUT FOR MATING CARD
GENERAL TOLERANCE ±0.10

RESISTANCE (OHM)	DIMENSION			
	AA	BB	CC	DD
85	2.80	1.20	2.50	1.50
100	2.30	1.70	2.00	2.00



RECOMMEND LAYOUT FOR SOLDER PCB
GENERAL TOLERANCE ±0.10

PCB LAYOUT FOR SIGNAL ONLY WITHOUT KEY



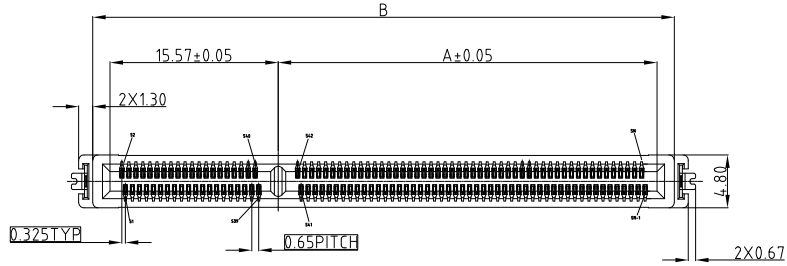
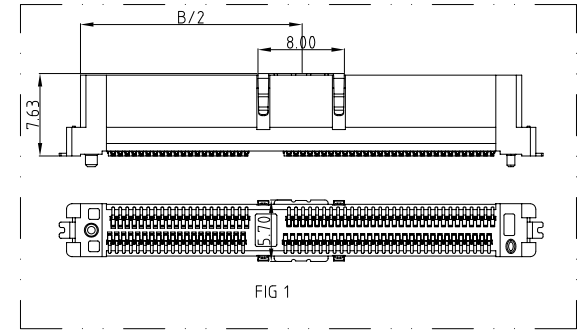
UNLESS OTHERWISE SPECIFIED TOLERANCES U.S. METRIC .X +/- 0.25 .XX +/- 0.20 .XXX +/- 0.20 FRACTIONS +/- 1/7 ANGLES +/- 5° FOR MATERIALS AND FINISHES SEE NOTES REMOVE SHARP EDGES DIMENSIONS U.S. INCHES (METRIC) (mm)	APPROVAL	DATE	Amphenol TITLE SLIM COOL EDGE 0.65MM PITCH SIZE DRAWING NO. REV. A3 C SE1XXXX2311111X 14 SCALE NONE SHEET 2 OF 9		
	DRAWN	MATT			Dec.27,2019
	CHECKED				
	APPROVED				
	DRAWING FILE :				
	INTERNAL\DRAWING\CE\C SE1XXXX2311111X				
	ANGLE OF PROJECTION				

This document is the property of Amphenol Corporation and is delivered on the express condition that it is not to be disclosed, reproduced or used, in whole or in part, for manufacture or sale by anyone other than Amphenol Corporation without its prior consent, & that no right is granted to disclose or to use any information in this document.

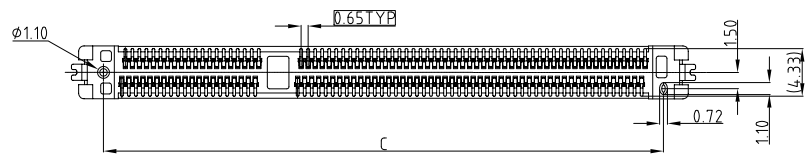
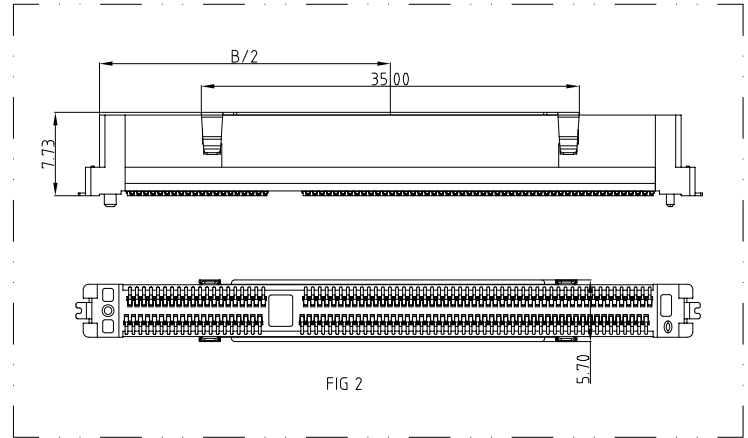
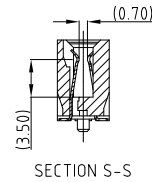
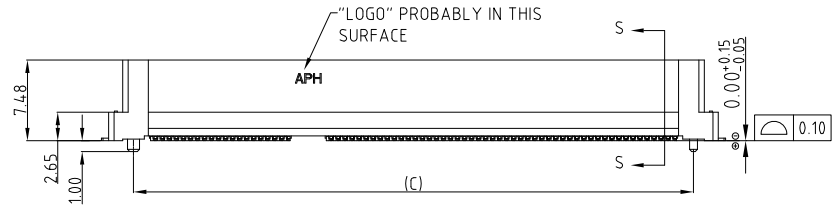
CUSTOMER DRAWING

REVISIONS				
SYM	ECN	DESCRIPTION	DATE	APPROVED
		SEE SHEET 1		

PIN COUNT N(SIGNAL)	DIMENSION				CAP TYPE
	A	B	C	D	
60	9.075	27.85	25.85	8.925	FIG 1
80	15.575	34.350	32.350	15.425	
100	22.075	40.850	38.850	21.925	
120	28.575	47.350	45.350	28.425	
140	35.075	53.850	51.850	34.925	FIG 2
160	41.575	60.350	58.350	41.425	
180	48.075	66.850	64.850	47.925	
200	54.575	73.350	71.350	54.425	



DIM SHEET FOR SIGNAL ONLY WITH KEY



SIGNAL ONLY WITH KEY
VIEW WITHOUT CAP AND FIX FEATURE



UNLESS OTHERWISE SPECIFIED TOLERANCES	
U.S.	METRIC
.X +/-	0.3
.XX +/-	0.20
.XXX +/-	0.20
FRACTIONS +/-	
ANGLES +/-	5°
FOR MATERIALS AND FINISHES SEE NOTES	
REMOVE SHARP EDGES	ANGLE OF PROJECTION
DIMENSIONS	
—U.S.—	INCHES
(METRIC)	(mm)

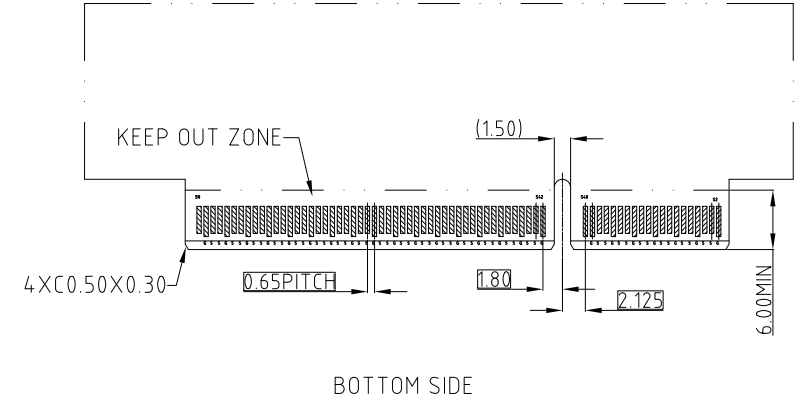
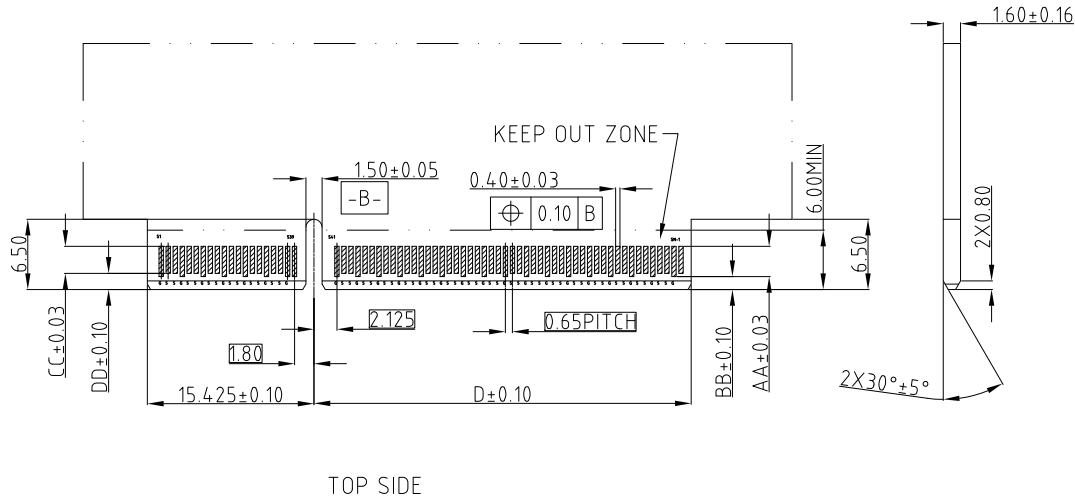
APPROVAL	DATE
DRAWN MATT	Dec.27,2019
CHECKED	
APPROVED	
DRAWING FILE :	
INTERNAL_DRAWING_CEC_C SE1XXXX2311111X	

Amphenol		
TITLE SLIM COOL EDGE 0.65MM PITCH		
SIZE	DRAWING NO.	REV.
A3	C SE1XXXX2311111X	14
SCALE	NONE	SHEET 3 OF 9

This document is the property of Amphenol Corporation and is delivered on the express condition that it is not to be disclosed, reproduced or used, in whole or in part, for manufacture or sale by anyone other than Amphenol Corporation without its prior consent, & that no right is granted to disclose or to use any information in this document.

CUSTOMER DRAWING

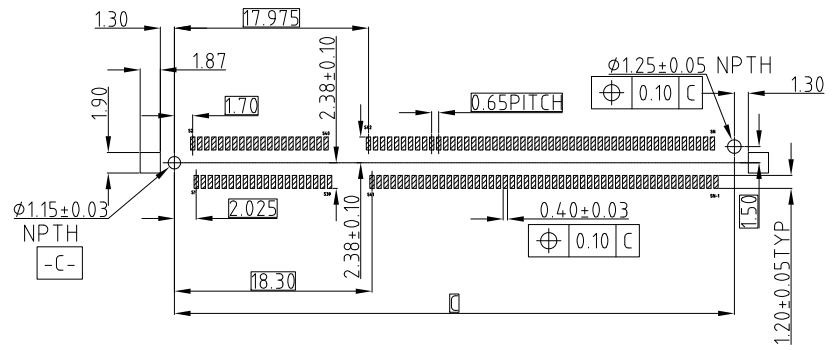
REVISIONS				
SYM	ECN	DESCRIPTION	DATE	APPROVED
		SEE SHEET 1		



TOP SIDE

BOTTOM SIDE

RECOMMEND LAYOUT FOR MATING CARD
GENERAL TOLERANCE ±0.10



RECOMMEND LAYOUT FOR SOLDER PCB
GENERAL TOLERANCE ±0.10

RESISTANCE (OHM)	DIMENSION			
	AA	BB	CC	DD
85	2.80	1.20	2.50	1.50
100	2.30	1.70	2.00	2.00



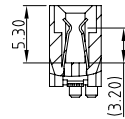
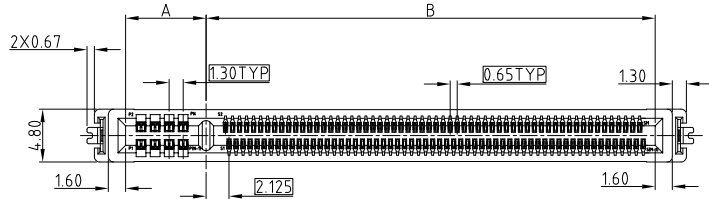
PCB LAYOUT FOR SIGNAL ONLY WITH KEY

UNLESS OTHERWISE SPECIFIED TOLERANCES U.S. METRIC X +/- 0.3 .XX +/- 0.20 .XXX +/- 0.20 FRACTIONS +/- 1/16 ANGLES +/- 5° FOR MATERIALS AND FINISHES SEE NOTES REMOVE SHARP EDGES DIMENSIONS U.S. INCHES (METRIC) (mm)	APPROVAL	DATE	Amphenol TITLE SLIM COOL EDGE 0.65MM PITCH SIZE DRAWING NO. REV. A3 C SE1XXXX2311111X 14 SCALE NONE SHEET 4 OF 9
	DRAWN MATT	Dec.27,2019	
	CHECKED		
	APPROVED		
	DRAWING FILE :	INTERNAL_DRAWING\CEVC SE1XXXX2311111X	
	ANGLE OF PROJECTION		

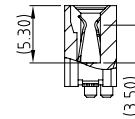
This document is the property of Amphenol Corporation and is delivered on the express condition that it is not to be disclosed, reproduced or used, in whole or in part, for manufacture or sale by anyone other than Amphenol Corporation without its prior consent, & that no right is granted to disclose or to use any information in this document.

CUSTOMER DRAWING

REVISIONS				
SYM	ECN	DESCRIPTION	DATE	APPROVED
		SEE SHEET 1		



SECTION S-S



SECTION T-T

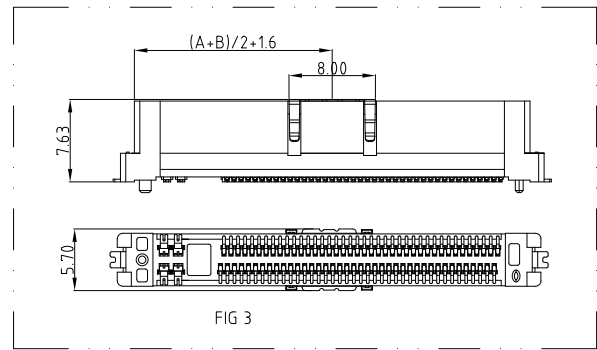


FIG 3

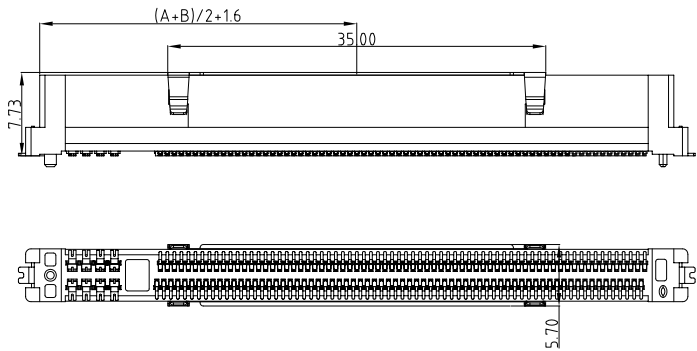
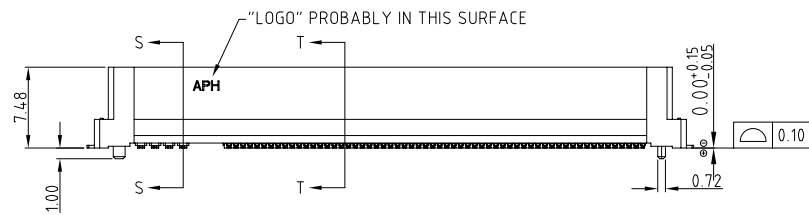
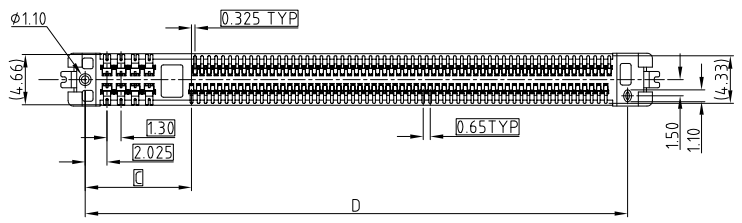


FIG 4



HYBRID(POWER+SIGNAL)
VIEW WITHOUT CAP AND FIX FEATURE

UNLESS OTHERWISE SPECIFIED TOLERANCES	
U.S.	METRIC
.X +/-	0.3
.XX +/-	0.20
.XXX +/-	0.20
FRACTIONS +/-	
ANGLES +/-	5°
FOR MATERIALS AND FINISHES SEE NOTES	
REMOVE SHARP EDGES	ANGLE OF PROJECTION
DIMENSIONS	
—U.S.—	INCHES
(METRIC)	(mm)

APPROVAL	DATE
DRAWN MATT	Dec.27,2019
CHECKED	
APPROVED	
DRAWING FILE :	
INTERNAL_DRAWING_CEC_C SE1XXXX2311111X	

Amphenol		
TITLE HYBRID SLIM COOL EDGE 0.65MM PITCH		
SIZE	DRAWING NO.	REV.
A3	C SE1XXXX2311111X	14
SCALE	NONE	SHEET 5 OF 9

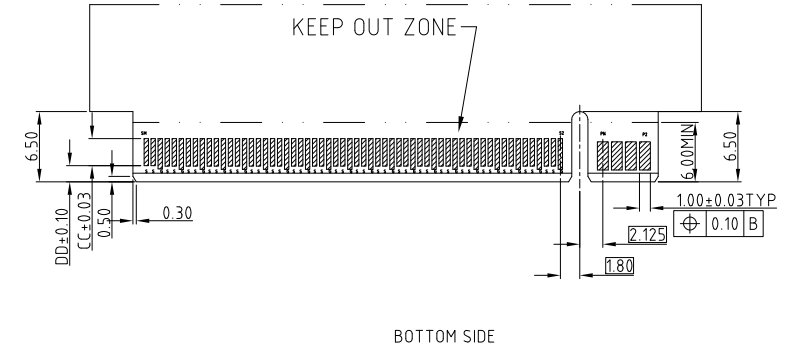
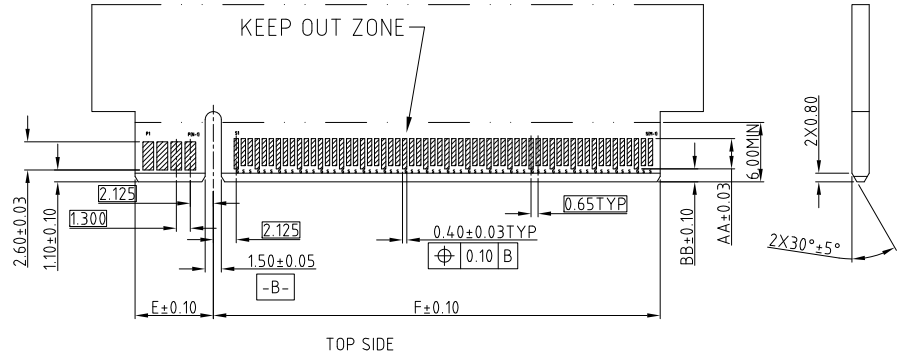
D
C
B
A

D
C
B
A

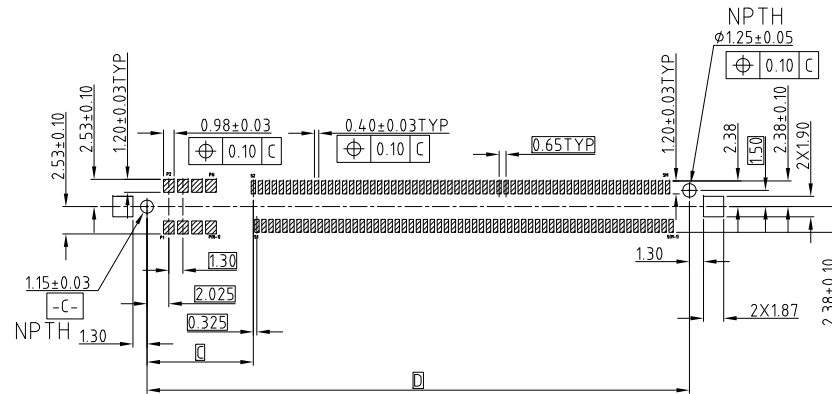
This document is the property of Amphenol Corporation and is delivered on the express condition that it is not to be disclosed, reproduced or used, in whole or in part, for manufacture or sale by anyone other than Amphenol Corporation without its prior consent, & that no right is granted to disclose or to use any information in this document.

CUSTOMER DRAWING

REVISIONS				
SYM	ECN	DESCRIPTION	DATE	APPROVED
SEE SHEET 1				



RECOMMENDED LAY OUT FOR MATING CARD, T=1.60±0.16
GENERAL TOLERANCE ±0.10



RECOMMENDED FOOTPRINT LAYOUT
GENERAL TOLERANCE ±0.10

RESISTANCE (OHM)	DIMENSION			
	AA	BB	CC	DD
85	2.80	1.20	2.50	1.50
100	2.30	1.70	2.00	2.00

PCB LAYOUT FOR HYBRID(POWER+SIGNAL)



UNLESS OTHERWISE SPECIFIED TOLERANCES		APPROVAL	DATE	Amphenol		
	U.S. METRIC	DRAWN	MATT			Dec.27,2019
X	+/- 0.3	CHECKED				
.XX	+/- 0.20	APPROVED				
.XXX	+/- 0.20	DRAWING FILE :		TITLE		
FRACTIONS +/-	5°	INTERNAL_DRAWING\CEVC SE1XXXX231111X		HYBRID SLIM COOL EDGE 0.65MM PITCH		
ANGLES +/-		ANGLE OF PROJECTION		SIZE	DRAWING NO.	
REMOVE SHARP EDGES				A3	C SE1XXXX231111X	
DIMENSIONS				SCALE	REV.	
—U.S.—	INCHES			NONE	14	
(METRIC)	(mm)			SHEET 6 OF 9		

This document is the property of Amphenol Corporation and is delivered on the express condition that it is not to be disclosed, reproduced or used, in whole or in part, for manufacture or sale by anyone other than Amphenol Corporation without its prior consent, & that no right is granted to disclose or to use any information in this document.

CUSTOMER DRAWING

REVISIONS				
SYM	ECN	DESCRIPTION	DATE	APPROVED
		SEE SHEET 1		

PIN COUNT		DIMENSION						CAP TYPE
N(POWER)	M(SIGNAL)	A	B	C	D	E	F	
4	20	4.850	9.075	7.250	15.125	4.650	8.875	FIG 3
	40	4.850	15.575	7.250	21.625	4.650	15.375	
	60	4.850	22.075	7.250	28.125	4.650	21.875	
	80	4.850	28.575	7.250	34.625	4.650	28.375	
	100	4.850	35.075	7.250	41.125	4.650	34.875	
	120	4.850	41.575	7.250	47.625	4.650	41.375	
	140	4.850	48.075	7.250	54.125	4.650	47.875	FIG 4
	160	4.850	54.575	7.250	60.625	4.650	54.375	

PIN COUNT		DIMENSION						CAP TYPE
N(POWER)	M(SIGNAL)	A	B	C	D	E	F	
8	20	7.450	9.075	9.850	17.725	7.250	8.875	FIG 3
	40	7.450	15.575	9.850	24.225	7.250	15.375	
	60	7.450	22.075	9.850	30.725	7.250	21.875	
	80	7.450	28.575	9.850	37.225	7.250	28.375	
	100	7.450	35.075	9.850	43.725	7.250	34.875	
	120	7.450	41.575	9.850	50.225	7.250	41.375	
	140	7.450	48.075	9.850	56.725	7.250	47.875	FIG 4
	160	7.450	54.575	9.850	63.225	7.250	54.375	

PIN COUNT		DIMENSION						CAP TYPE
N(POWER)	M(SIGNAL)	A	B	C	D	E	F	
12	20	10.050	9.075	12.450	20.325	9.850	8.875	FIG 3
	40	10.050	15.575	12.450	26.825	9.850	15.375	
	60	10.050	22.075	12.450	33.325	9.850	21.875	
	80	10.050	28.575	12.450	39.825	9.850	28.375	
	100	10.050	35.075	12.450	46.325	9.850	34.875	
	120	10.050	41.575	12.450	52.825	9.850	41.375	
	140	10.050	48.075	12.450	59.325	9.850	47.875	FIG 4
	160	10.050	54.575	12.450	65.825	9.850	54.375	

DIM SHEET FOR HYBRID(POWER+SIGNAL)



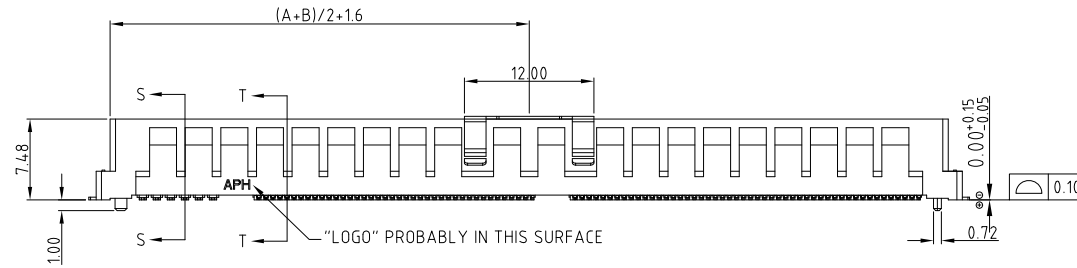
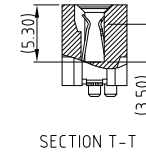
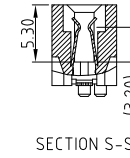
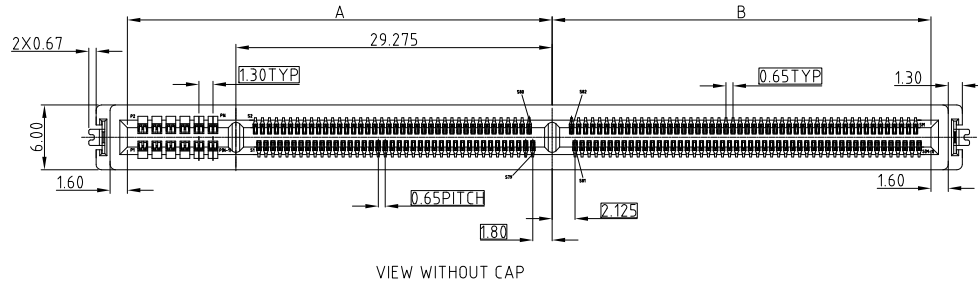
UNLESS OTHERWISE SPECIFIED TOLERANCES		APPROVAL		DATE	Amphenol	
	U.S.	DRAWN	MATT	Dec.27,2019		
.X	+/-	CHECKED				
.XX	+/-	APPROVED				
.XXX	+/-	DRAWING FILE :			TITLE	
FRACTIONS	+/-	INTERNAL_DRAWING\CEVC SE1XXXX231111X			HYBRID SLIM COOL EDGE	
ANGLES	+/-	ANGLE OF PROJECTION			0.65MM PITCH	
5°		REMOVE SHARP EDGES			SIZE	
FOR MATERIALS AND FINISHES SEE NOTES		DIMENSIONS			DRAWING NO.	
		—U.S.— INCHES			A3	
		(METRIC) (mm)			C SE1XXXX231111X	
		SCALE			NONE	
		SHEET 7 OF 9			REV. 14	

This document is the property of Amphenol Corporation and is delivered on the express condition that it is not to be disclosed, reproduced or used, in whole or in part, for manufacture or sale by anyone other than Amphenol Corporation without its prior consent, & that no right is granted to disclose or to use any information in this document.

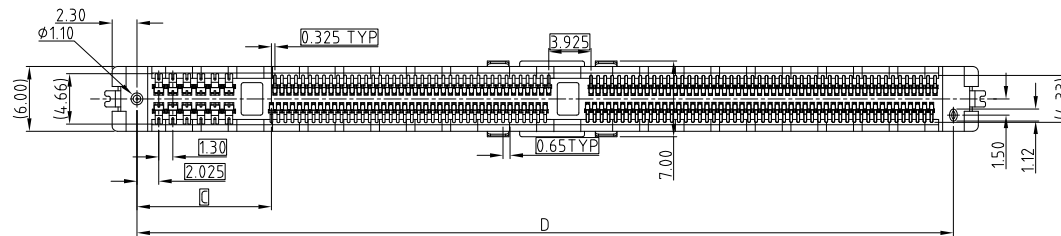
CUSTOMER DRAWING

REVISIONS

SYM	ECN	DESCRIPTION	DATE	APPROVED
		SEE SHEET 1		



PIN COUNT		DIMENSION					
N(POWER)	M(SIGNAL)	A	B	C	D	E	F
4	180	34.125	35.075	7.250	70.400	33.925	34.875
	200	34.125	41.575	7.250	76.900	33.925	41.375
8	180	36.725	35.075	9.850	73.000	36.525	34.875
	200	36.725	41.575	9.850	79.500	36.525	41.375
12	180	39.325	35.075	12.450	75.600	39.125	34.875



HYBRID(POWER+SIGNAL)



UNLESS OTHERWISE SPECIFIED TOLERANCES

	U.S.	METRIC
X +/-		0.3
.XX +/-		0.20
.XXX +/-		0.20
FRACTIONS +/-		5'
ANGLES +/-		

FOR MATERIALS AND FINISHES SEE NOTES

REMOVE SHARP EDGES	ANGLE OF PROJECTION
DIMENSIONS	
—U.S.—	INCHES
(METRIC)	(mm)

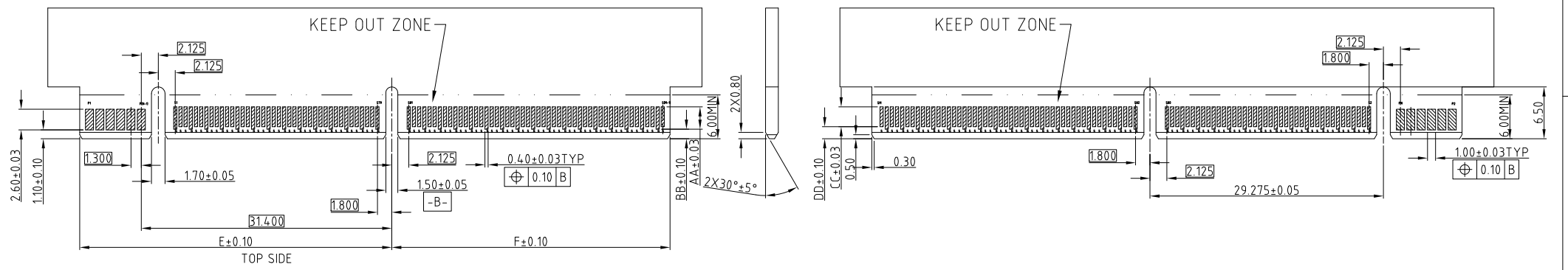
APPROVAL		DATE
DRAWN	MATT	Dec.27,2019
CHECKED		
APPROVED		
DRAWING FILE :		
INTERNAL_DRAWING\CFC\SE1XXXX231111X		

Amphenol		
TITLE HYBRID SLIM COOL EDGE 0.65MM PITCH		
SIZE	DRAWING NO.	REV.
A3	C SE1XXXX231111X	14
SCALE	NONE	SHEET 8 OF 9

This document is the property of Amphenol Corporation and is delivered on the express condition that it is not to be disclosed, reproduced or used, in whole or in part, for manufacture or sale by anyone other than Amphenol Corporation without its prior consent, & that no right is granted to disclose or to use any information in this document.

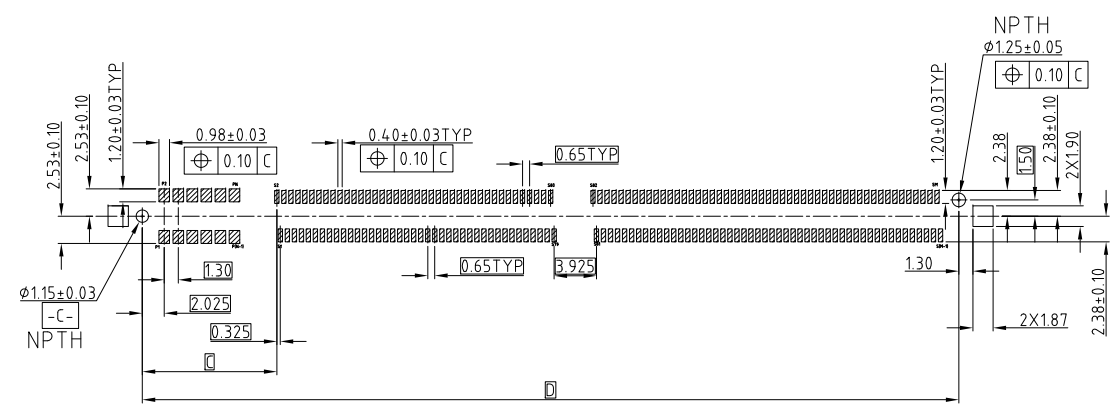
CUSTOMER DRAWING

REVISIONS				
SYM	ECN	DESCRIPTION	DATE	APPROVED
SEE SHEET 1				



RECOMMENDED LAY OUT FOR MATING CARD, T=1.60±0.16
GENERAL TOLERANCE ±0.10

RESISTANCE (OHM)	DIMENSION			
	AA	BB	CC	DD
85	2.80	1.20	2.50	1.50
100	2.30	1.70	2.00	2.00



RECOMMENDED FOOTPRINT LAYOUT
GENERAL TOLERANCE ±0.10

PCB LAYOUT FOR HYBRID(POWER+SIGNAL)



UNLESS OTHERWISE SPECIFIED TOLERANCES U.S. METRIC X +/- 0.3 .XX +/- 0.20 .XXX +/- 0.20 FRACTIONS +/- 5' ANGLES +/- 5' FOR MATERIALS AND FINISHES SEE NOTES	APPROVAL	DATE	Amphenol		
	DRAWN MATT	Dec.27,2019			
	CHECKED		TITLE HYBRID SLIM COOL EDGE 0.65MM PITCH		
	APPROVED				
REMOVE SHARP EDGES	DRAWING FILE :		SIZE	DRAWING NO.	REV.
DIMENSIONS	INTERNAL_DRAWING_CEC_C SE1XXXX231111X		A3	C SE1XXXX231111X	14
—U.S.— INCHES	ANGLE OF PROJECTION		SCALE	NONE	SHEET 9 OF 9
(METRIC) (mm)					