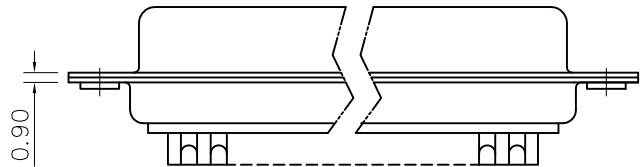
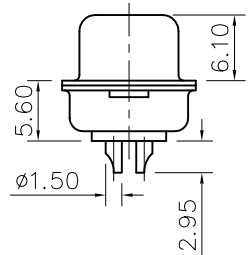
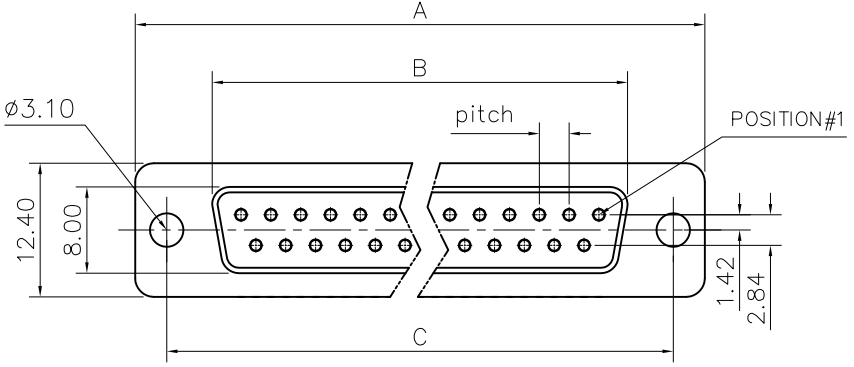


This document is the property of Amphenol Corporation and is delivered on the express condition that it is not to be disclosed, reproduced or used, in whole or in part, for manufacture or sale by anyone other than Amphenol Corporation without its prior consent, & that no right is granted to disclose or to use any information in this document.



Customer Drawing

DIM.S SHELL	A	B	C	Pitch
09	30.70	16.40	25.00	2.74
15	39.00	24.80	33.30	2.74
25	52.90	38.50	47.00	2.77
37	69.20	54.90	63.50	2.77

REVISIONS				
SYM	ECN	DESCRIPTION	DATE	APPROVED
1	HK--	First Release Drawing	03/18/08	IP

D-SUB TECHNICAL DATA

SHELL : Steel 2.5um(100u") min tin over 1.25um(50u") min nickel
 BODY : Glass filled thermoplastic.
 Flame retardant to UL94 V-0, Color Black
 CONTACTS : Brass
 0.40um(15u") min gold over 1.25um(50u") min nickel
 ELECTRICAL : Voltage rating :300 V RMS at 50 Hz
 Current rating 7.5A.
 Insulation resistance >5000 M Ohms
 Withstanding voltage 1000V AC for one minute
 Contact resistance 20 mOhms max.
 CLIMATIC : Temperature range -55 °C up to +125°C
 Damp heat 21 days(40 °C-95% HR)
 MARKING : Amphenol...(Series No.)
 Commercial reference
 Manufacturing date

PRODUCT CODE

L 177D X XX S

L: RoHS Compliance

177D: tinned shell for receptacle

Shell Size :E,A,B,C

Contact type: S: Socket

Configuration: 09,15,25,37

UNLESS OTHERWISE SPECIFIED TOLERANCES		APPROVAL		DATE
U.S.	METRIC	DRAWN	Checked	
.X +/-	0.50	Christina.ou		03/18/08
.XX +/-	0.30	CHECKED	lik.wang	03/18/08
.XXX +/-	0.20	CHECKED		
FRACTIONS +/-	5'	DRAWING FILE :		
ANGLES +/-		ANGLE OF PROJECTION		
FOR MATERIALS AND FINISHES SEE NOTES		REMOVE SHARP EDGES		
DIMENSIONS		U.S. INCHES		
METRIC MM				

Amphenol		
TITLE Machined contacts connector, D series		
SIZE	DRAWING NO.	REV.
A4	C L177DXXXX	1
SCALE	NONE	SHEET 1 OF 1