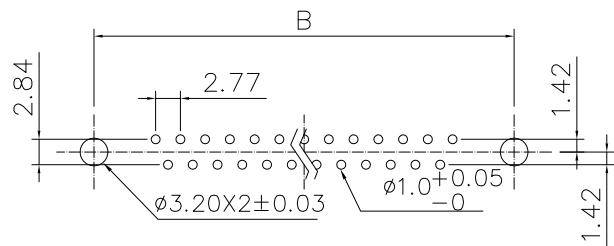
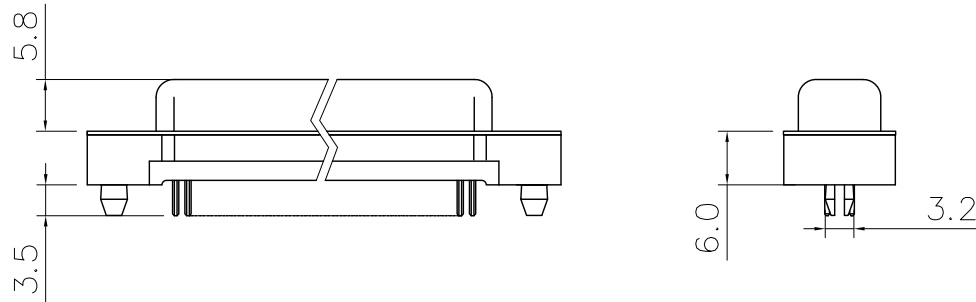
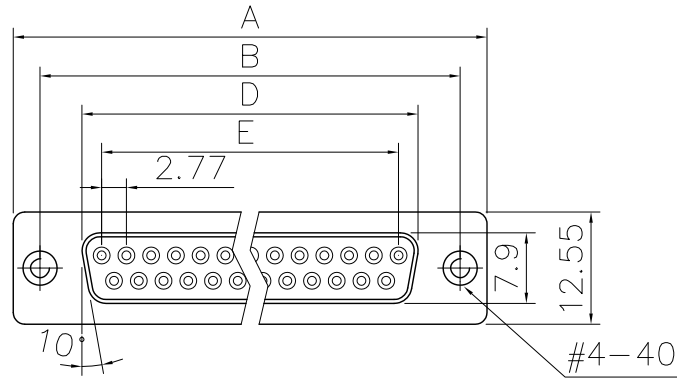


This document is the property of Amphenol Corporation and is delivered on the express condition that it is not to be disclosed, reproduced or used, in whole or in part, for manufacture or sale by anyone other than Amphenol Corporation without its prior consent, & that no right is granted to disclose or to use any information in this document.

# Customer drawing



Recommended PCB Layout  
Tolerance:  $\pm 0.05\text{mm}$



## Dimensions

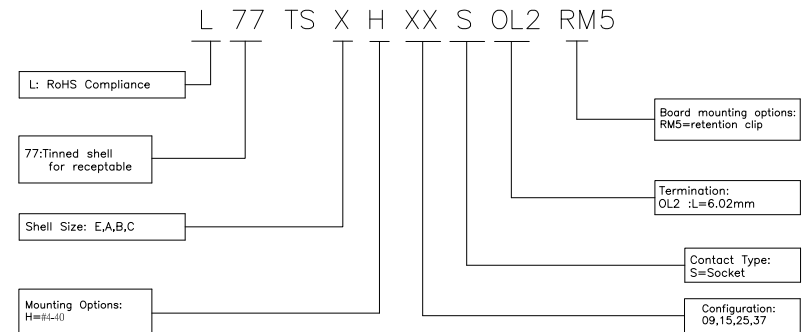
Positions	A	B	D	E
9	30.81	24.99	16.33	11.08
15	39.20	33.30	24.70	19.39
25	53.05	47.04	38.40	33.24
37	69.40	63.50	54.80	49.86

REVISIONS				
SYM	ECN	DESCRIPTION	DATE	APPROVED
1	HK--	First Release Drawing	01/17/08	IP
2	HK--	Update the Drawing	05/23/13	IP

## D-SUB TECHNICAL DATA

SHELL : Steel 100u" min tin over 50u" min nickel over 50u" min copper  
 BODY : Glass filled thermoplastic, PBT UL94 V-0, Color Black  
 CONTACTS : Copper Alloy  
           gold flash over 50u" nickel on mating area  
           100u" tin over 50u" nickel on solder area  
 BOARDLOCK: Brass. 100u" min tin over 50u" min nickel  
 ELECTRICAL : Voltage rating 250 V Rms to 60 Hz  
               Current rating 3A  
               Withstanding Voltage >1000 V Rms to 60 Hz for one minute  
               Insulation resistance >1000 M Ohms  
               Contact resistance 20 mOhms max.  
 MARKING : Amphenol-...(Series No.)  
               Commercial reference  
               Manufacturing date

## PRODUCT CODE



UNLESS OTHERWISE SPECIFIED TOLERANCES		APPROVAL		DATE
U.S.	METRIC	DRAWN	Checked	DATE
.X +/-	0.50	Felix Liu		05/23/13
.XX +/-	0.30	Tony Tang		05/23/13
.XXX +/-	0.20	CHECKED		
FRACTIONS +/-		DRAWING FILE :		
ANGLES +/-	5°	ANGLE OF PROJECTION		
FOR MATERIALS AND FINISHES SEE NOTES				
REMOVE SHARP EDGES				
DIMENSIONS				
U.S.	INCHES			
METRIC	MM			

Amphenol	
Amphenol East Asia Limited	
TITLE D-SUB connector, TS series	
SIZE A4	DRAWING NO. C L77TSXHXXSOL2RM5
SCALE NONE	REV. 2
SHEET 1 OF 1	