This document is the property of Amphenol Corporation and is delivered on the express condition that it is not to be disclosed, reproduced or used, in whole or in part, for manufacture or sale by anyone other than Amphenol Corporation without its prior concert, & that no right is granted to disclose or to use any information in this document.

REVISIONS				
SYM	ECN	DESCRIPTION	DATE	APPROVED
1			05/27/08	

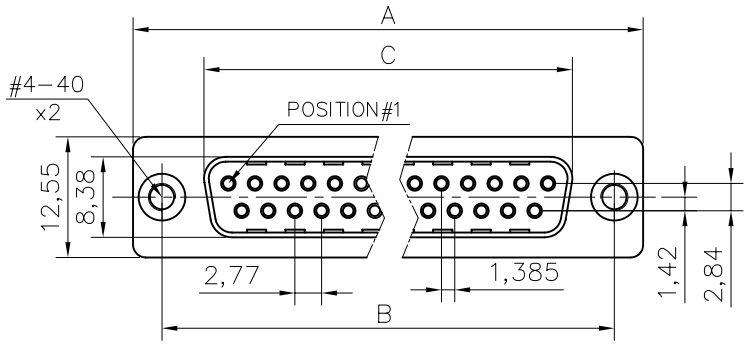

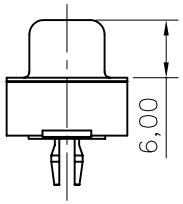

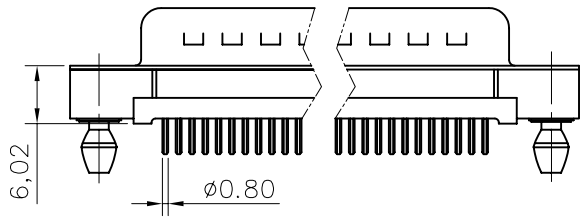

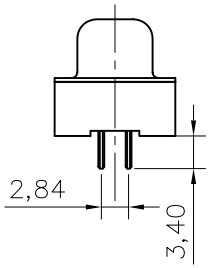

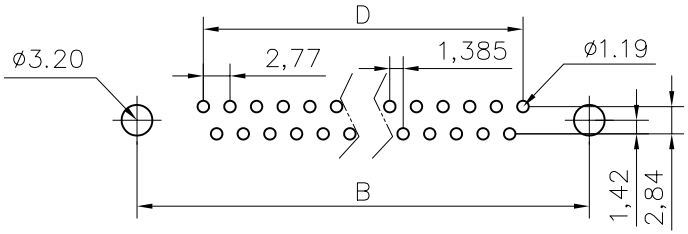

RECOMMENDED P.C.B LAYOUT
(TOLERANCE +/-0.03)

Customer drawing

D-SUB TECHNICAL DATA

SHELL : Steel 2.5um(100u") min tin over 1.25um(50u") min nickel
BODY : Glass filled thermoplastic.
Flame retardant to UL94 V-0 Color Black
CONTACTS : Brass
Gold flash over 1.25um(50u") min. nickel
BOARDLOCK : Brass,100u" min. tin over 50u" min. nickel
ELECTRICAL : Voltage rating : 600 V RMS at 50 Hz
Current rating : 5A.
Insulation resistance >5000 M Ohms
Contact resistance 20mOhms max.
CLIMATIC : Temperature range -55 °C up to 125°C
MARKING : Amphenol-...(Series No.)
Commercial reference
Manufacturing date

PRODUCT CODE

L 717TS X H XX P OL2 RM5

- L: RoHS Compliance
- 717TS: tinned shell + dimples for plug
- Shell Size: E,A,B.C
- Mounting options: H=4-40
- Configuration: 09,15,25,37
- Grounding tabs: RM8=retention clip
- Termination: OL2: L=6.02mm
- Contact type: P=Pin

DIM.S / SHELL	A	B	C	D
09	30.84	24.99	16.92	11.08
15	39.24	33.32	25.25	19.39
25	53.04	47.04	38.96	33.24
37	69.34	63.50	55.42	49.86

UNLESS OTHERWISE SPECIFIED TOLERANCES

	U.S.	METRIC
.X +/-		0.50
.XX +/-		0.30
.XXX +/-		0.20
FRACTIONS +/-		
ANGLES +/-		2°

FOR MATERIALS AND FINISHES SEE NOTES
REMOVE SHARP EDGES
DIMENSIONS: U.S. INCHES / METRIC MM

APPROVAL		DATE
DRAWN	Christina.cui	05/27/08
CHECKED	lili.wang	05/27/08
CHECKED		

DRAWING FILE :
ANGLE OF PROJECTION

Amphenol®

TITLE: D-SUB connectors, TS series

SIZE	DRAWING NO.	REV.
A4	C L717TSXHXXP0L2RM5	1
SCALE NONE	SHEET 1 OF 1	