

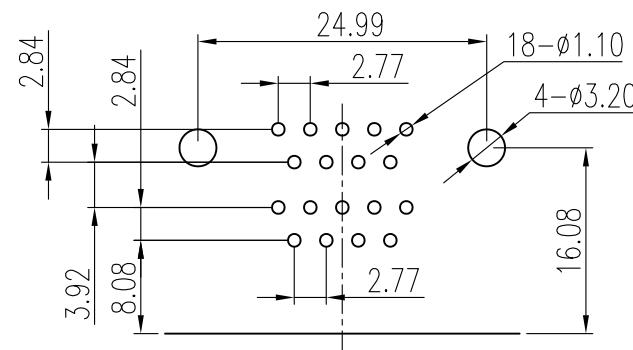
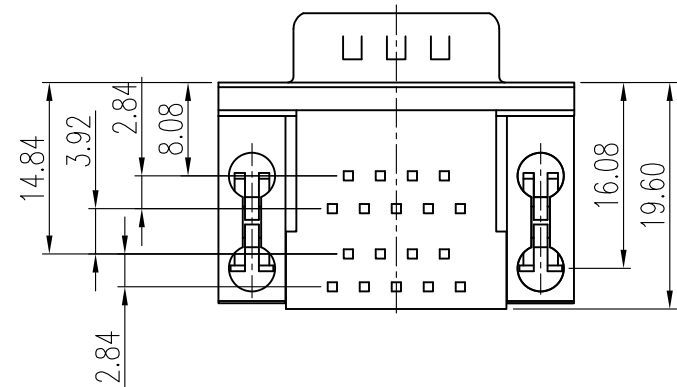
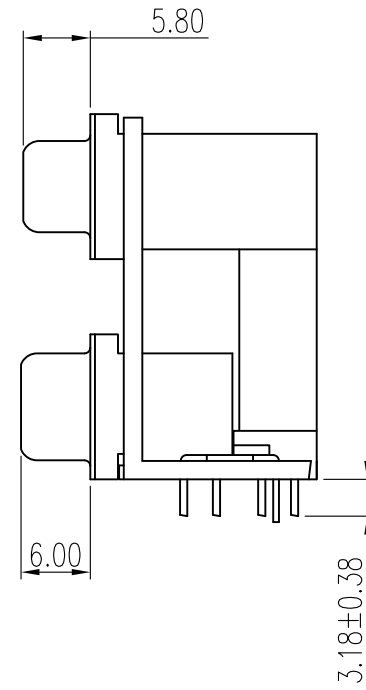
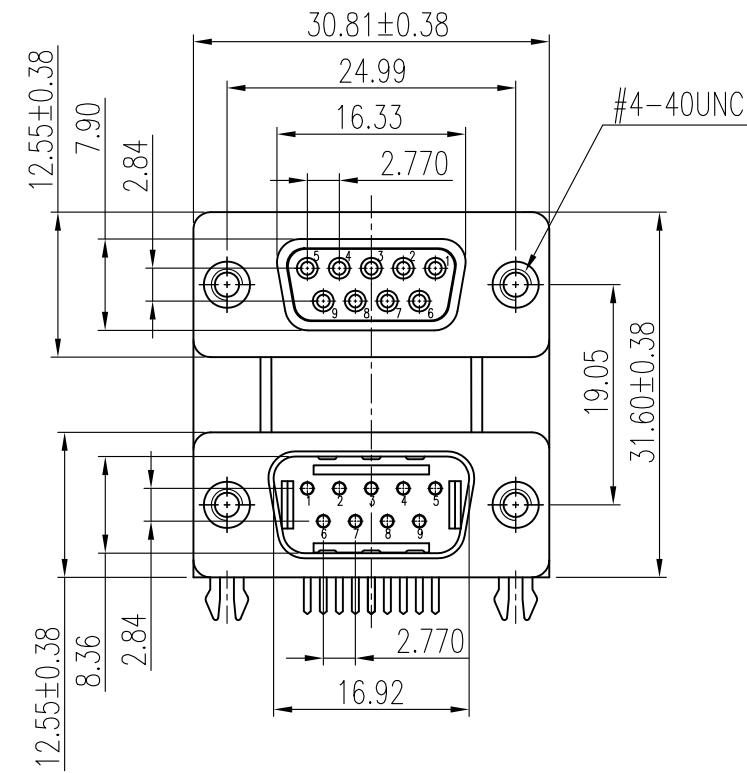
This document is the property of Amphenol Corporation and is delivered on the express condition that it is not to be disclosed, reproduced or used, in whole or in part, for manufacture or sale by anyone other than Amphenol Corporation without its prior consent, & that no right is granted to disclose or to use any information in this document.

Customer drawing

REVISIONS				
SYM	ECN	DESCRIPTION	DATE	APPROVED
1	HK--	First Release Drawing	7/31/15	IP

D-SUB TECHNICAL DATA

- SHELL : SPCC, 100u" min Tin over 50u" min Nickel over 50U" min Copper
- BODY : PBT, UL 94V-0, Color:Black.
- CONTACTS : Copper Alloy
Gold Flash plated over 50u" nickel on mating area
100u" tin plated over 50u" nickel on solder area
- BRACKET : Zinc Alloy ,Nickel plated
- BOARDLOCK: Copper Alloy.Tin plated
- ELECTRICAL : Voltage rating 250V AC(RMS)
Current rating 3A
Withstanding Voltage >1000 V AC(RMS)
Insulation resistance >1000 M Ohms
Contact resistance 25 mOhms max.

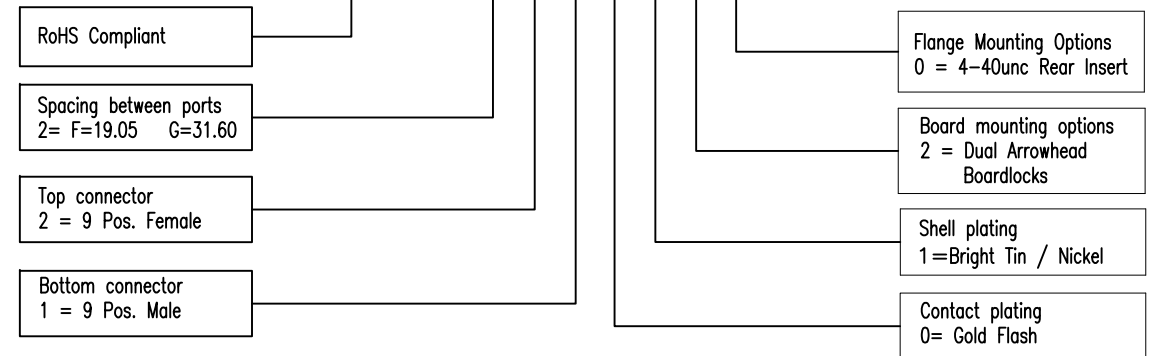


RECOMMENDED P.C.B LAYOUT
TOLERANCE:±0.05MM



PRODUCT CODE

L 17H 22 10 1 20



UNLESS OTHERWISE SPECIFIED TOLERANCES		APPROVAL		DATE
	U.S.	METRIC	DRAWN	xs.cuo
.X	+/-	0.50	CHECKED	Tomy.Tang
.XX	+/-	0.30	CHECKED	
.XXX	+/-	0.20		
FRACTIONS	+/-			
ANGLES	+/-	5°		
FOR MATERIALS AND FINISHES SEE NOTES		DRAWING FILE :		
REMOVE SHARP EDGES		ANGLE OF PROJECTION		
DIMENSIONS				
U.S.	INCHES			
METRIC	MM			

Amphenol		
Amphenol East Asia Limited		
TITLE Dual ports D-SUB,L17H Series		
SIZE	DRAWING NO.	REV.
A4	L17H2210120	1
SCALE	NONE	SHEET 1 OF 1