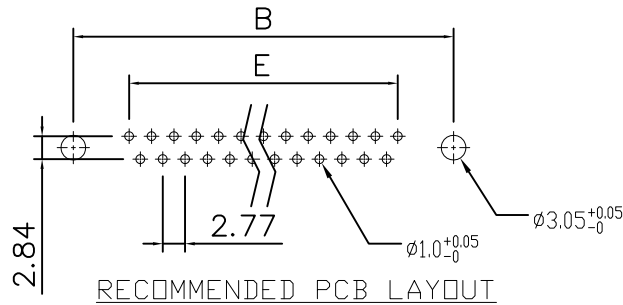
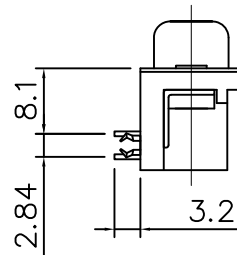
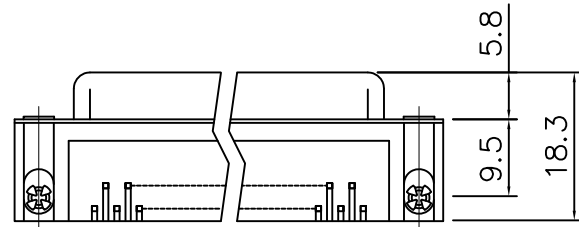
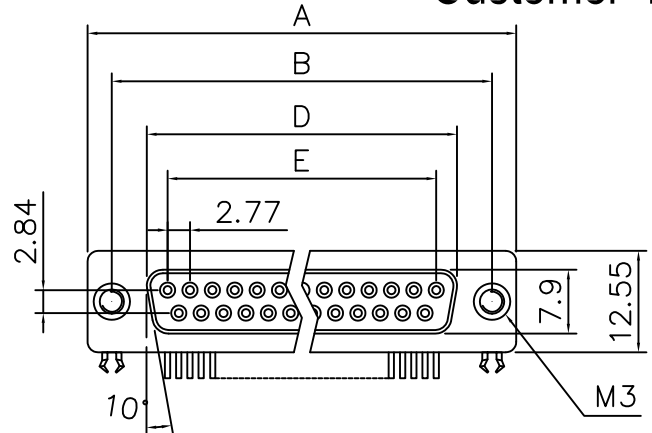


This document is the property of Amphenol Corporation and is delivered on the express condition that it is not to be disclosed, reproduced or used, in whole or in part, for manufacture or sale by anyone other than Amphenol Corporation without its prior consent, & that no right is granted to disclose or to use any information in this document.

# Customer Drawing



## Dimensions

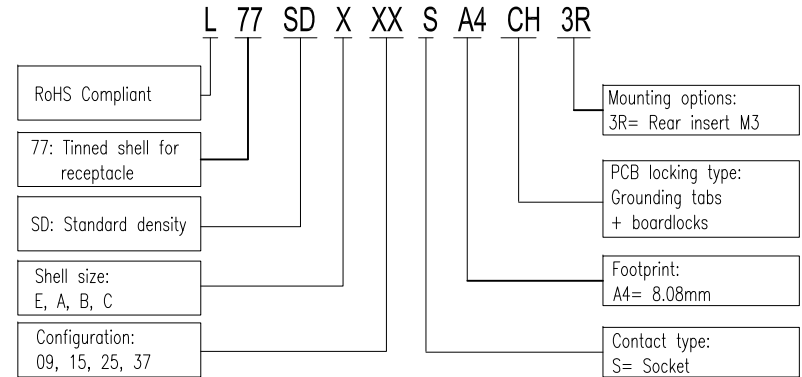
Shell size	Positions	A	B	D	E
E	9	30.81	24.99	16.33	11.08
A	15	39.20	33.30	24.70	19.39
B	25	53.05	47.04	38.40	33.24
C	37	69.40	63.50	54.80	49.86

REVISIONS				
SYM	ECN	DESCRIPTION	DATE	APPROVED
1	HK--	First Release Drawing	04/11/19	IP

## D-SUB TECHNICAL DATA

SHELL : SPCC, 100u" min Tin over 30u" min Nickel over 50u" min Copper  
 BODY : PBT UL 94V-0 Color: Black  
 CONTACTS : Copper Alloy  
 Gold flash over 50u" min Nickel on mating area.  
 100u" min Tin over 50u" min Nickel on solder area.  
 BOARDLOCK: Copper alloy, Tin plated.  
 REAR NUT: Copper alloy, Nickel plated.  
 ELECTRICAL : Voltage rating 250 V Rms Max.  
 Current rating 3A.  
 Withstanding Voltage >1000 V Rms  
 Insulation resistance >1000 M Ohms  
 Contact resistance 20 mOhms max.  
 MARKING : Amphenol...(Series No.)  
 Commercial reference  
 Manufacturing date

## PRODUCT CODE



UNLESS OTHERWISE SPECIFIED TOLERANCES		APPROVAL		DATE
U.S.	METRIC	DRAWN	Checked	04/11/19
.X +/-	0.50	Simon.Chen		
.XX +/-	0.30			
.XXX +/-	0.20	Checked Tony.Tang		04/11/19
FRACTIONS +/-				
ANGLES +/-	5°			
FOR MATERIALS AND FINISHES SEE NOTES		DRAWING FILE :		
REMOVE SHARP EDGES		ANGLE OF PROJECTION		
DIMENSIONS				
U.S.	INCHES			
METRIC	MM			

Amphenol		
TITLE D-SUB connector, R/A Series		
SIZE	DRAWING NO.	REV.
A4	L77SDXXXSA4CH3R	1
SCALE	NONE	SHEET 1 OF 1