

**AMPHENOL PART NUMBER CONFIGURATION**

UE36 - E 1 6 2 X X - X X XX X

**UE36 - DD QSFP**

**STYLE(ASSEMBLY)**

E - STACKED 2xN CONNECTOR/CAGE COMBO

**NUMBER OF PORTS PER ROW**

1 -NX1 PORTS

**EMI TYPE**

6 - SPRING FINGER

**TERMINATION**

2 - ALL PRESS FIT

**OPTIONS**

0 - STANDARD

**VENTING**

0 - STANDARD

**PACKAGING**

1 - TRAY PACKAGE

**HEAT SINK**

00 - NO HEATSINK/NOHOLE

01- NO HEATSINK WITH QSFP PAD OPENING

03- NO HEATSINK WITH QSFP-DD OPENING

BA- FIN STYLE- FRONT TO BACK, STANDARD FIN SIZE and QTY, QSFP-DD PAD, NICKEL

(H=4.2mm, W=X, L=Standard), (2 Bar or Dual 2 Bar Clip)

BB- FIN STYLE- FRONT TO BACK, STANDARD FIN SIZE and QTY, QSFP-DD PAD, NICKEL

(H=6.5mm, W=X, L=Standard), (2 Bar or Dual 2 Bar Clip)

BC- FIN STYLE- FRONT TO BACK, STANDARD FIN SIZE and QTY, QSFP-DD PAD, NICKEL

(H=13.5mm, W=X, L=Standard), (2 Bar or Dual 2 Bar Clip)

BE- FIN STYLE- FRONT TO BACK, STANDARD FIN SIZE and QTY, QSFP-DD PAD, NICKEL

(H=9.0mm, W=X, L=80mm), (2 Bar or Dual 2 Bar Clip)

C3- FIN STYLE- LEFT TO RIGHT, STANDARD FIN SIZE and QTY, QSFP-DD PAD, NICKEL

(H=3.6mm, W=X, L=Standard), (2 Bar or Dual 2 Bar Clip)

CA- FIN STYLE- LEFT TO RIGHT, STANDARD FIN SIZE and QTY, QSFP-DD PAD, NICKEL

(H=4.2mm, W=X, L=Standard), (2 Bar or Dual 2 Bar Clip)

CB- FIN STYLE- LEFT TO RIGHT, STANDARD FIN SIZE and QTY, QSFP-DD PAD, NICKEL

(H=6.5mm, W=X, L=Standard), (2 Bar or Dual 2 Bar Clip)

CC- FIN STYLE- LEFT TO RIGHT, STANDARD FIN SIZE and QTY, QSFP-DD PAD, NICKEL

(H=13.5mm, W=X, L=Standard), (2 Bar or Dual 2 Bar Clip)



14- FIN STYLE- FRONT TO BACK, STANDARD FIN SIZE and QTY, QSFP-DD PAD, BLACK HARD COAT ANODIZED

(H=9.0mm, W=X, L=80mm), (2 Bar or Dual 2 Bar Clip)

**CAGE PLATING**

2 - NICKEL

**PLATING FOR MATING CONTACT - PRESS FIT**

LETTER	PLATING FOR MATING CONTACT - INTERFACE	PLATING FOR MATING CONTACT - TERMINATION
0	UNPLATED	
3	0.76µm MIN. HARD GOLD	0.5-1.5µm MATTE TIN PLATING
C	GXT 0.76µm MIN. GXT	

**NOTES:**

1) MATERIAL:

CAGE-PRESS FIT: COPPER ALLOY

EMI FINGERS: COPPER ALLOY

CAGE PLATING: 2.54µm MIN NICKEL

HOUSING: SOLDER REFLOW PROCESS COMPATIBLE LCP, UL 94 V-0

CONTACTS: COPPER ALLOY

HEAT SINK: ALUMINUM, PLATING NICKEL OR ANODIZED

2) ROHS COMPLIANT

3) TRAY PACKAGE

4) COMPLIES WITH QSFP-DD MSA.

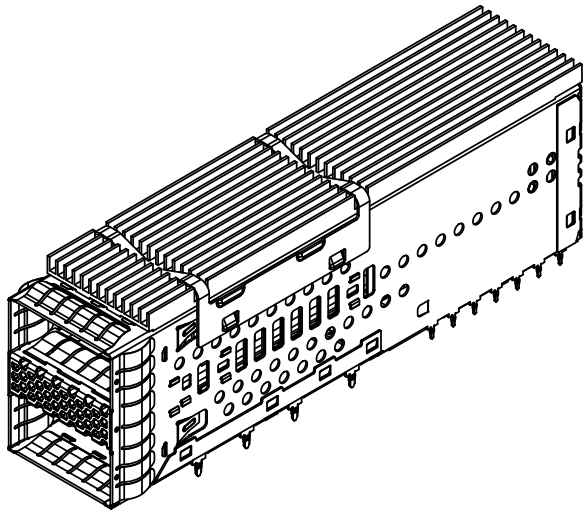


UNLESS SPECIFIED OTHERWISE		DRAWN	JEREMY.S	MAR. 31, 17
PRIMARY UNITS	MILLIMETERS	CHECKED	Michael.Sc	NOV. 14, 17
SECONDARY	MILLIMETERS	M.E. APP'D	-	NOV. 14, 17
REFERENCE IN PARENTHESES		Q.A. APP'D	-	NOV. 14, 17
GENERAL TOLERANCES		DWG. APP'D	Michael.Sc	NOV. 14, 17
1 DECIMAL PLACE	±0.25	ENG. REL. NO.		
2 DECIMAL PLACES	±0.15	REF.		
ANGULAR DEGREES	±0.5°	THIRD ANGLE PROJECTION		

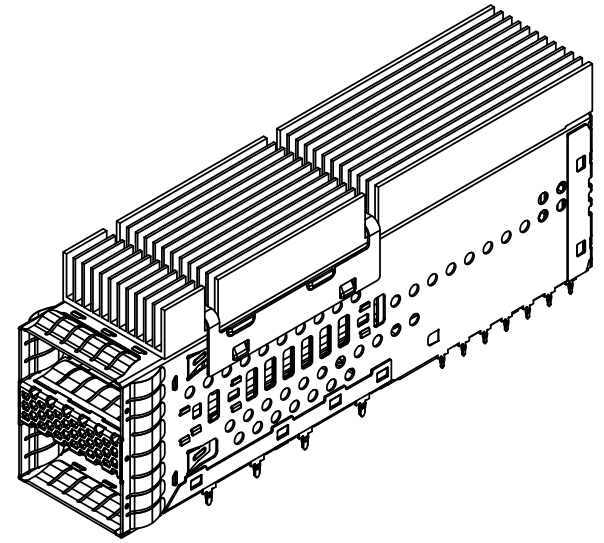
**Amphenol High Speed Interconnects**  
A Division of Amphenol Corp. [www.amphenol-highspeed.com](http://www.amphenol-highspeed.com)

**DD QSFP STACKED  
2x1 CAGE&CONNECTOR COMBO**

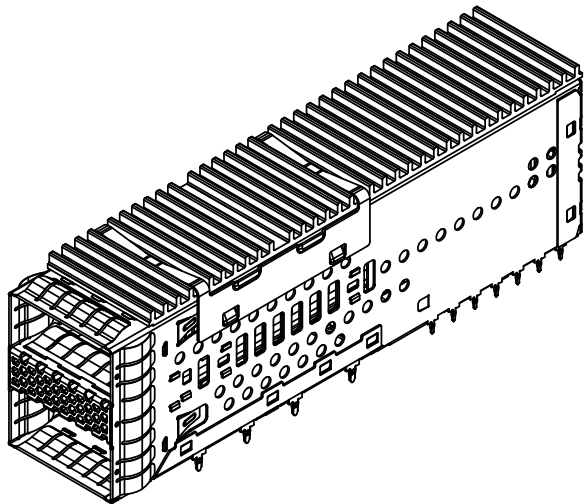
DWG. NO.	<b>P-UE36-E162XX-XXXXX</b>		REV	<b>G</b>
CODE ID. NO.	<b>03554</b>	DWG. SIZE:	<b>C</b>	SCALE:
		<b>2:1</b>	SHEET <b>1</b> OF <b>6</b>	



UE36-E16200-XXBA1 SHOWN



UE36-E16200-XXBE1 (HEATSINK WITH NICKEL PLATING) SHOWN  
UE36-E16200-XX141 (HEATSINK WITH BLACK ANODIZE) SHOWN



UE36-E16200-XXC31 SHOWN

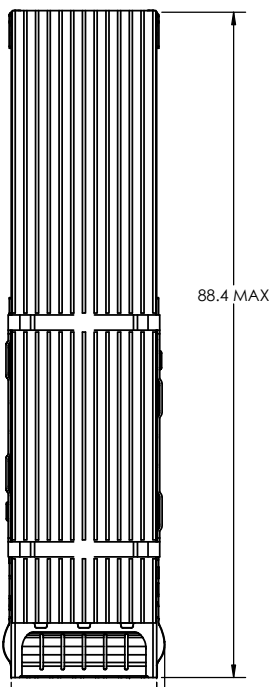
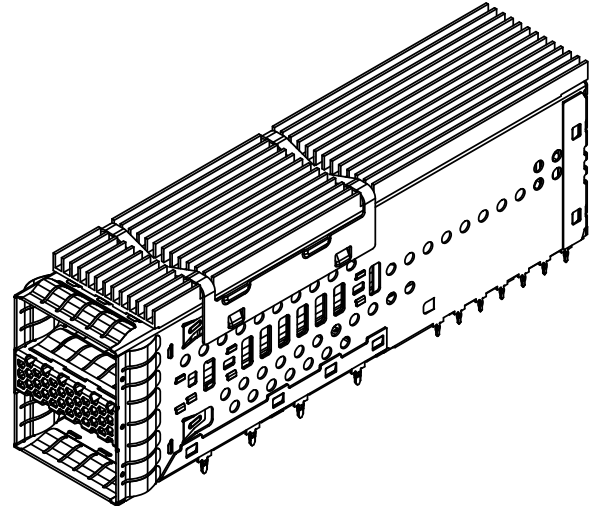
UNLESS SPECIFIED OTHERWISE		DRAWN	JEREMY.S	MAR. 31, 17
PRIMARY UNITS	MILLIMETERS	CHECKED	Michael.Sc	NOV. 14, 17
SECONDARY	MILLIMETERS	M.E. APP'D	-	NOV. 14, 17
REFERENCE IN PARENTHESES		Q.A. APP'D	-	NOV. 14, 17
GENERAL TOLERANCES		DWG. APP'D	Michael.Sc	NOV. 14, 17
1 DECIMAL PLACE	±0.25	ENG. REL. NO.		
2 DECIMAL PLACES	±0.15	REF.		
ANGULAR DEGREES	±0.5°	THIRD ANGLE PROJECTION		DO NOT SCALE DRAWING

**Amphenol High Speed Interconnects**  
 A Division of Amphenol Corp. [www.amphenol-highspeed.com](http://www.amphenol-highspeed.com)

**DD QSFP STACKED  
 2x1 CAGE&CONNECTOR COMBO**

DWG. NO.	P-UE36-E162XX-XXXXX	REV	G
CODE ID NO.	03554	DWG SIZE:	C
SCALE:	2:1	SHEET	2 OF 6

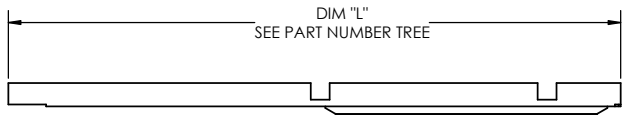
UE36-E16200-XXBA1 SHOWN



88.4 MAX

19.25  
(THE CAGE WIDTH)

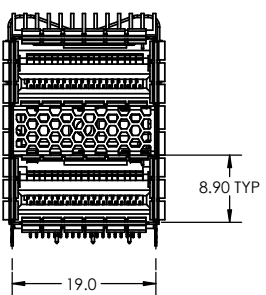
1.6 MAX.(2X)



DIM "L"  
SEE PART NUMBER TREE

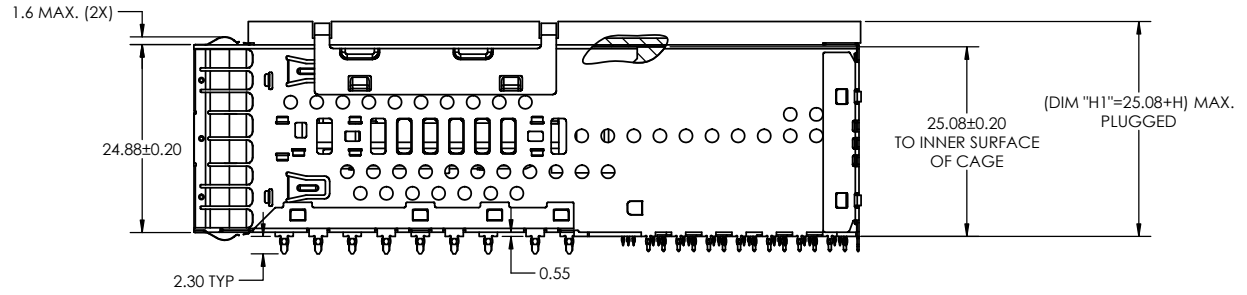
DIM "H"  
SEE PART NUMBER TREE

HEAT SINK VIEW



8.90 TYP

19.0



24.88±0.20

2.30 TYP

0.55

25.08±0.20  
TO INNER SURFACE  
OF CAGE

(DIM "H1")=25.08+H) MAX.  
PLUGGED

THIS DOCUMENT CONTAINS PROPRIETARY INFORMATION AND SUCH INFORMATION MAY NOT BE DISCLOSED TO OTHERS FOR ANY PURPOSE OR USED FOR MANUFACTURING PURPOSES WITHOUT WRITTEN PERMISSION FROM AMPHENOL CANADA CORP.

UNLESS SPECIFIED OTHERWISE		DRAWN	JEREMY.S	MAR. 31, 17
PRIMARY UNITS	MILLIMETERS	CHECKED	Michael.Sc	NOV. 14, 17
SECONDARY	MILLIMETERS	M.E. APP'D	-	NOV. 14, 17
REFERENCE IN PARENTHESES		Q.A. APP'D	-	NOV. 14, 17
GENERAL TOLERANCES		DWG. APP'D	Michael.Sc	NOV. 14, 17
1 DECIMAL PLACE	±0.25	ENG. REL. NO.		
2 DECIMAL PLACES	±0.15	REF.		
ANGULAR DEGREES	±0.5°	THIRD ANGLE PROJECTION		
		DO NOT SCALE DRAWING		

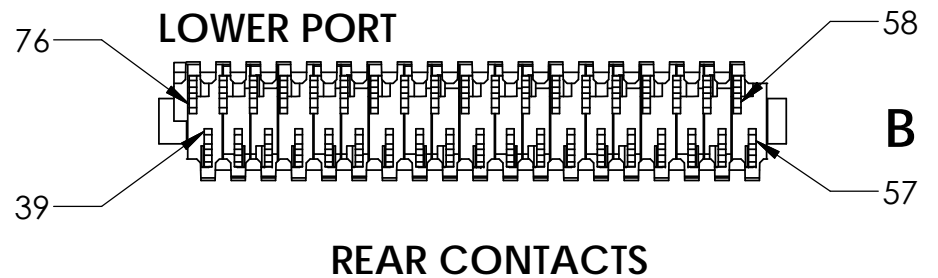
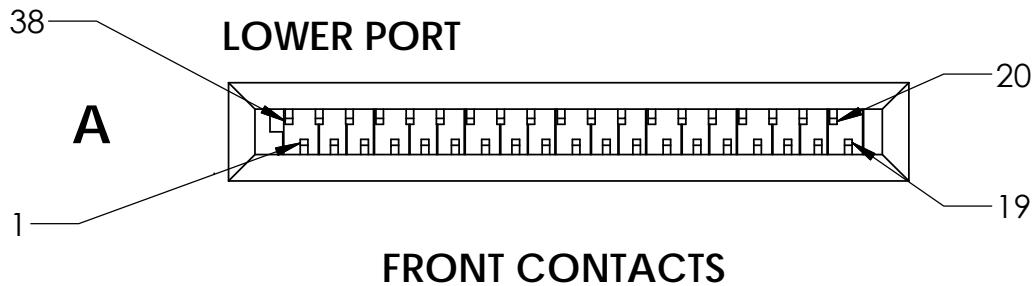
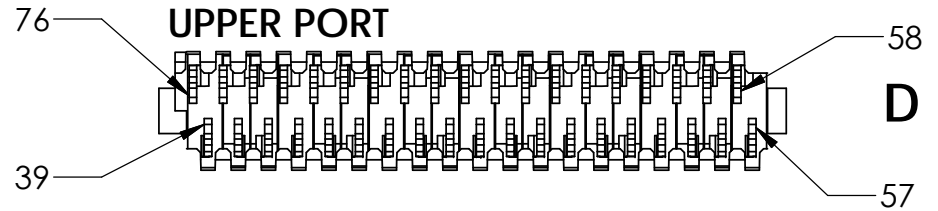
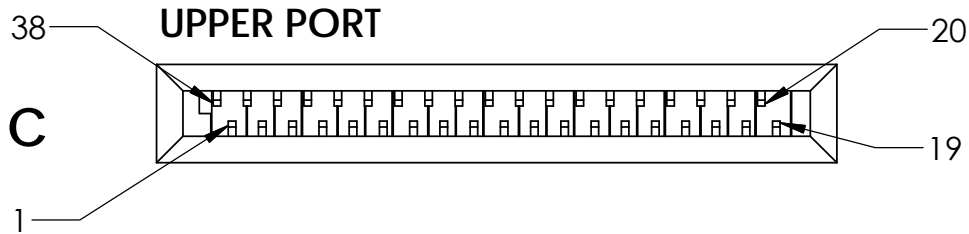
**Amphenol High Speed Interconnects**  
 A Division of Amphenol Corp. [www.amphenol-highspeed.com](http://www.amphenol-highspeed.com)

**DD QSFP STACKED  
 2x1 CAGE&CONNECTOR COMBO**

DWG. NO. **P-UE36-E162XX-XXXXX** REV **G**

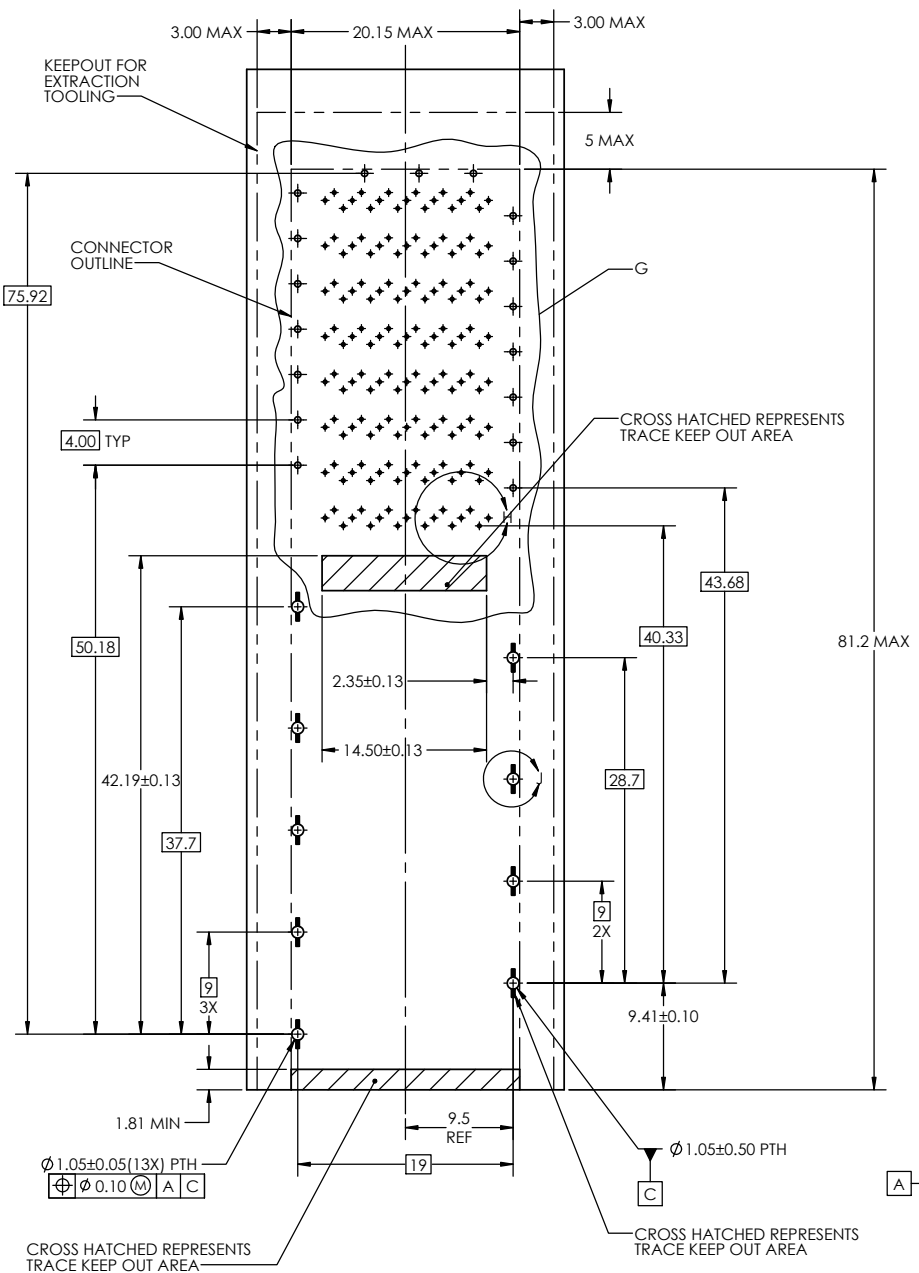
CODE ID. NO. **03554** DWG. SIZE: **C** SCALE: **2:1** SHEET **3** OF **6**

# CONNECTOR PINS IN 2X1 STACKED CAGE AS VIEWED FROM THE FRONT

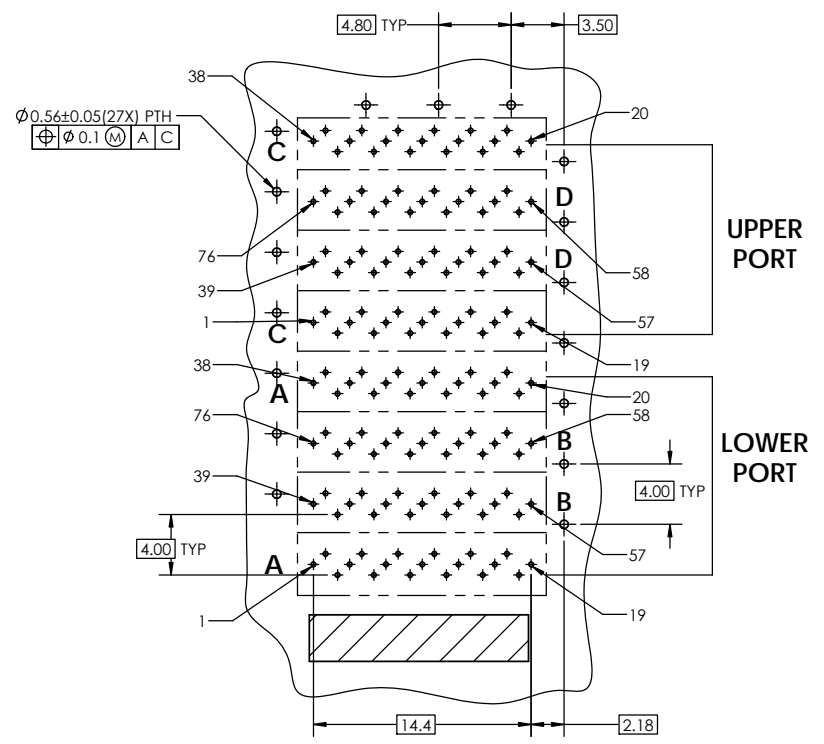


UNLESS SPECIFIED OTHERWISE		DRAWN	JEREMY.Sc	MAR. 31, 17
PRIMARY UNITS	MILLIMETERS	CHECKED	Michael.Sc	NOV. 14, 17
SECONDARY	MILLIMETERS	M.E. APP'D	-	NOV. 14, 17
REFERENCE IN PARENTHESES		Q.A. APP'D	-	NOV. 14, 17
GENERAL TOLERANCES		DWG. APP'D	Michael.Sc	NOV. 14, 17
1 DECIMAL PLACE	±0.25	ENG. REL. NO.		
2 DECIMAL PLACES	±0.15	REF.		
ANGULAR DEGREES	±0.5°	THIRD ANGLE PROJECTION		DO NOT SCALE DRAWING

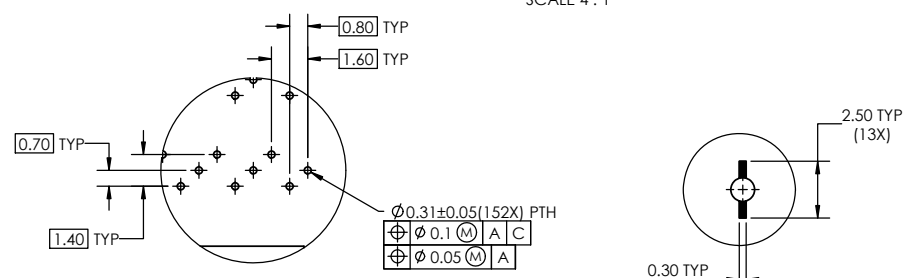
<b>Amphenol High Speed Interconnects</b> <small>A Division of Amphenol Corp. <a href="http://www.amphenol-highspeed.com">www.amphenol-highspeed.com</a></small>		
<b>DD QSFP STACKED 2x1 CAGE&amp;CONNECTOR COMBO</b>		
DWG. NO.	<b>P-UE36-E162XX-XXXXX</b>	REV <b>G</b>
CODE ID. NO.	<b>03554</b>	DWG. SIZE: <b>C</b> SCALE: 1:1 SHEET 4 OF 6



RECOMMENDED PCB BOARD LAYOUT  
COMPONENT SIDE SHOWN



DETAIL G  
SCALE 4 : 1



DETAIL H  
SCALE 6 : 1

DETAIL J  
SCALE 6 : 1

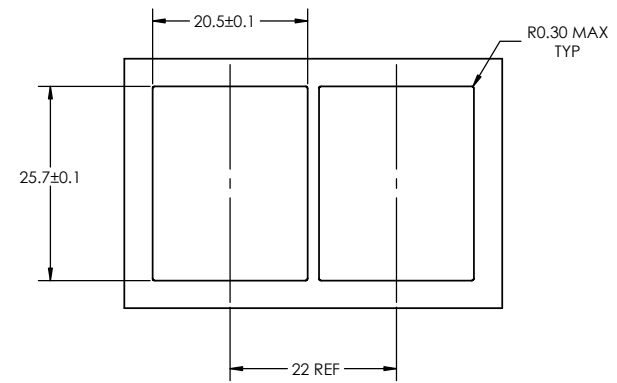
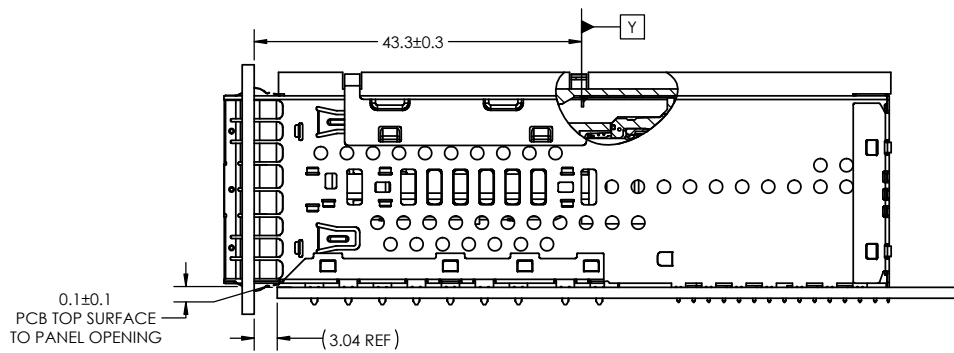
UNLESS SPECIFIED OTHERWISE		DRAWN	JEREMY.S	MAR. 31, 17
PRIMARY UNITS	MILLIMETERS	CHECKED	Michael.Sc	NOV. 14, 17
SECONDARY	MILLIMETERS	M.E. APP'D	-	NOV. 14, 17
REFERENCE IN PARENTHESES		Q.A. APP'D	-	NOV. 14, 17
GENERAL TOLERANCES		DWG. APP'D	Michael.Sc	NOV. 14, 17
1 DECIMAL PLACE	$\pm 0.25$	ENG. REL. NO.		
2 DECIMAL PLACES	$\pm 0.15$	REF.		
ANGULAR DEGREES	$\pm 0.5^\circ$	THIRD ANGLE PROJECTION		DO NOT SCALE DRAWING

**Amphenol High Speed Interconnects**  
A Division of Amphenol Corp. [www.amphenol-highspeed.com](http://www.amphenol-highspeed.com)

**DD QSFP STACKED  
2x1 CAGE&CONNECTOR COMBO**

DWG. NO. **P-UE36-E162XX-XXXXX** REV **G**

CODE ID NO. **03554** DWG SIZE: **C** SCALE: **2:1** SHEET **5** OF **6**



**PANEL OPENINGS**  
SCALE 2 : 1

UNLESS SPECIFIED OTHERWISE		DRAWN	JEREMY.S	MAR. 31, 17
PRIMARY UNITS	MILLIMETERS	CHECKED	Michael.Sc	NOV. 14, 17
SECONDARY	MILLIMETERS	M.E. APP'D	-	NOV. 14, 17
REFERENCE IN PARENTHESES		Q.A. APP'D	-	NOV. 14, 17
GENERAL TOLERANCES		DWG. APP'D	Michael.Sc	NOV. 14, 17
1 DECIMAL PLACE	±0.25	ENG. REL. NO.		
2 DECIMAL PLACES	±0.15	REF.		
ANGULAR DEGREES	±0.5°	THIRD ANGLE PROJECTION		DO NOT SCALE DRAWING

**Amphenol High Speed Interconnects**  
A Division of Amphenol Corp. [www.amphenol-highspeed.com](http://www.amphenol-highspeed.com)

**DD QSFP STACKED  
2x1 CAGE&CONNECTOR COMBO**

DWG. NO.	P-UE36-E162XX-XXXXX			REV	G
CODE ID NO.	03554	DWG SIZE:	C	SCALE:	1:1
			SHEET	6	OF 6

THIS DOCUMENT CONTAINS PROPRIETARY INFORMATION AND SUCH INFORMATION MAY NOT BE DISCLOSED TO OTHERS FOR ANY PURPOSE OR USED FOR MANUFACTURING PURPOSES WITHOUT WRITTEN PERMISSION FROM AMPHENOL CANADA CORP.