


8 7 6 5 4 3 2 1

THE INFORMATION CONTAINED IN THIS DRAWING IS THE SOLE PROPERTY OF L-COM, INC.. ANY REPRODUCTION IN PART OR WHOLE WITHOUT THE WRITTEN PERMISSION OF L-COM, INC. IS PROHIBITED.

REVISIONS			
REV	DESCRIPTION	DATE	CHANGED BY
A	INITIAL RELEASE	11/23/04	DFP
B	ECN 3164: REDRAW WIRING MAP FOR EASIER CLARIFICATION. ADDED SHT. 2	1/18/08	D.CASTRO
C	ECN 3172: DELETED 24 AWG FROM CABLE NOTES	1/23/08	D.CASTRO

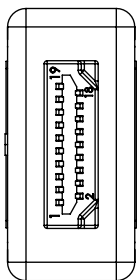


Component Specifications

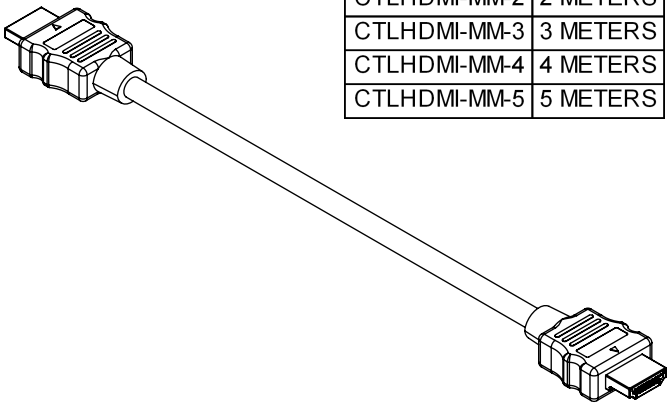
Material	
Connector	Zinc Alloy
Contacts	Phosphor Bronze
Insulator	High Temperature Plastic, Color: Black
Overmold	PVC, Color: Black
Cable	UL Style 20276, VW-1 (A) Four 28AWG individually shielded twisted pairs (B) One 30AWG twisted pair (C) Five 28AWG conductors
Shielding	Inner shield for four pairs: Aluminized Mylar with drain wire. Overall shield: Aluminized Mylar plus braided tinned copper with drain wire.
Jacket	80°C PVC, Color: Black
Finish	
Connector	Gold over Nickel
Contacts	50 μinches Gold (in contact area) over Nickel
Electrical	
Contact Resistance	3 Ω max
Insulator Resistance	20 MΩ min @ 300 VDC
Conductor Resistance	(A) 237 Ω/km @ 20°C max (B) 376 Ω/km @ 20°C max (C) 237 Ω/km @ 20°C max
Insulation Resistance	(All) 100M Ω-km @20°C
Dielectric Test	(All) 500VAC 1 min; No Breakdown
Nominal Impedance	100 Ω ± 6 Ω
Environmental	
Operating Temperature	-20°C to 80°C

TABLE

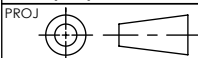
MODEL	DIM "L"
CTLHDMI-MM-1	1 METER
CTLHDMI-MM-2	2 METERS
CTLHDMI-MM-3	3 METERS
CTLHDMI-MM-4	4 METERS
CTLHDMI-MM-5	5 METERS



DETAIL A
SCALE 2 : 1.25



UNLESS OTHERWISE SPECIFIED,
DIMENSIONS ARE IN INCHES [mm]
TOLERANCES TO BE:
.X ±.1 [2.5] ANGLES ±2°
.XX ±.01 [.25]
.XXX ±.005 [.13]
OVERALL CABLE LENGTH TOL:
≤ 60 [1524] +3 [76.2] / - 0
> 60 [1524] +5% / -0%



APPROVALS		DATE
DRAWN BY	D. PARHAM	11/9/2004
CHECKED BY	ENG	11/9/2004
APPROVED BY	C. McCORMICK	11/10/2004

CONFIGURATION DETAILS OF
UNDIMENSIONED FEATURES
MAY VARY

L-com
CONNECTIVITY
PRODUCTS

45 BEECHWOOD DRIVE
NORTH ANDOVER, MA
01845

CATEGORY
HDMI MALE TO MALE CABLE ASSEMBLY

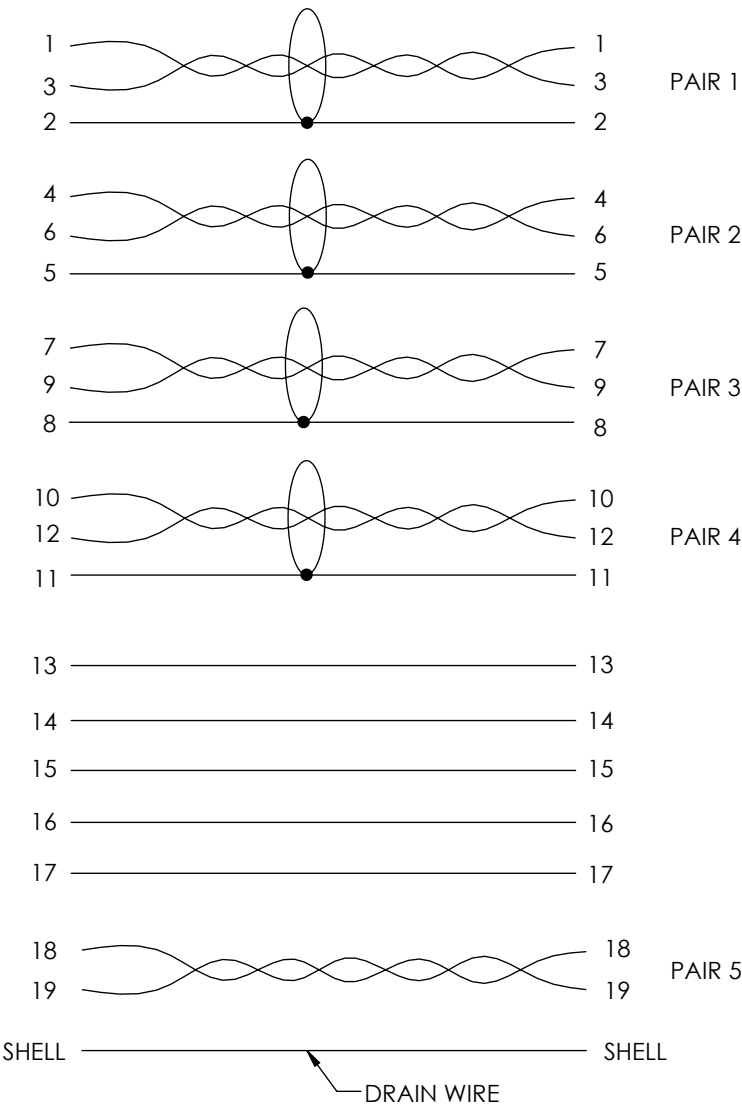
PRODUCT DESCRIPTION

OUTLINE DRAWING

SIZE	FSCM NO.	DWG. NO.	REV.
A	43321	CTLHDMI-MM-1	C
SCALE: NONE		CAD FILE: CTLHDMI-MM-1.SLDDRW	SHEET 1 OF 2

THE INFORMATION CONTAINED IN THIS DRAWING IS THE SOLE
PROPERTY OF L-COM, INC.. ANY REPRODUCTION IN PART OR WHOLE
WITHOUT THE WRITTEN PERMISSION OF L-COM, INC. IS PROHIBITED.

WIRING MAP



45 BEECHWOOD DRIVE
NORTH ANDOVER, MA
01845

CATEGORY
HDMI MALE TO MALE CABLE ASSEMBLY

PRODUCT DESCRIPTION
OUTLINE DRAWING

SIZE A	FSCM NO. 43321	DWG. NO. CTLHDMI-MM-1	REV. C
SCALE: NONE		CAD FILE: CTLHDMI-MM-1.SLDDRW	SHEET 2 OF 2