



Table of Contents

PPAP Package for:

**Newark Electronics
Customer Part Number: 84AC8518
(TE Connectivity Part Number): 1-2296704-1
Aug-2020**

Section A	<u>Nondisclosure Agreement</u>
Section # 1	<u>Design Records</u>
Section # 2	<u>Engineering Change Documents</u>
Section # 3	<u>Customer Engineering Approval</u>
Section # 4	<u>Design FMEA</u>
Section # 5	<u>Process Flow Diagrams</u>
Section # 6	<u>Process FMEA</u>
Section # 7	<u>Control Plan</u>
Section # 8	<u>Measurement Systems Analysis Studies</u>
Section # 9	<u>Dimensional Results</u>
Section # 10	<u>Material, Performance Test Results</u>
Section # 11	<u>Initial Process Study</u>
Section # 12	<u>Qualified Laboratory Documentation</u>
Section # 13	<u>Appearance Approval Report</u>
Section # 14	<u>Sample Product</u>
Section # 15	<u>Master Sample</u>
Section # 16	<u>Checking Aids</u>
Section # 17	<u>Records Of Compliance With Customer-Specific Requirements</u>
Section # 18	<u>Part Submission Warrant</u>
Section # 18a	<u>Bulk Material Requirements</u>



Nondisclosure Agreement

If a nondisclosure agreement has been reached with your company, it will be included on the following page(s). Please review the terms of this agreement to ensure that further actions associated with information contained within this PPAP package do not violate these terms.

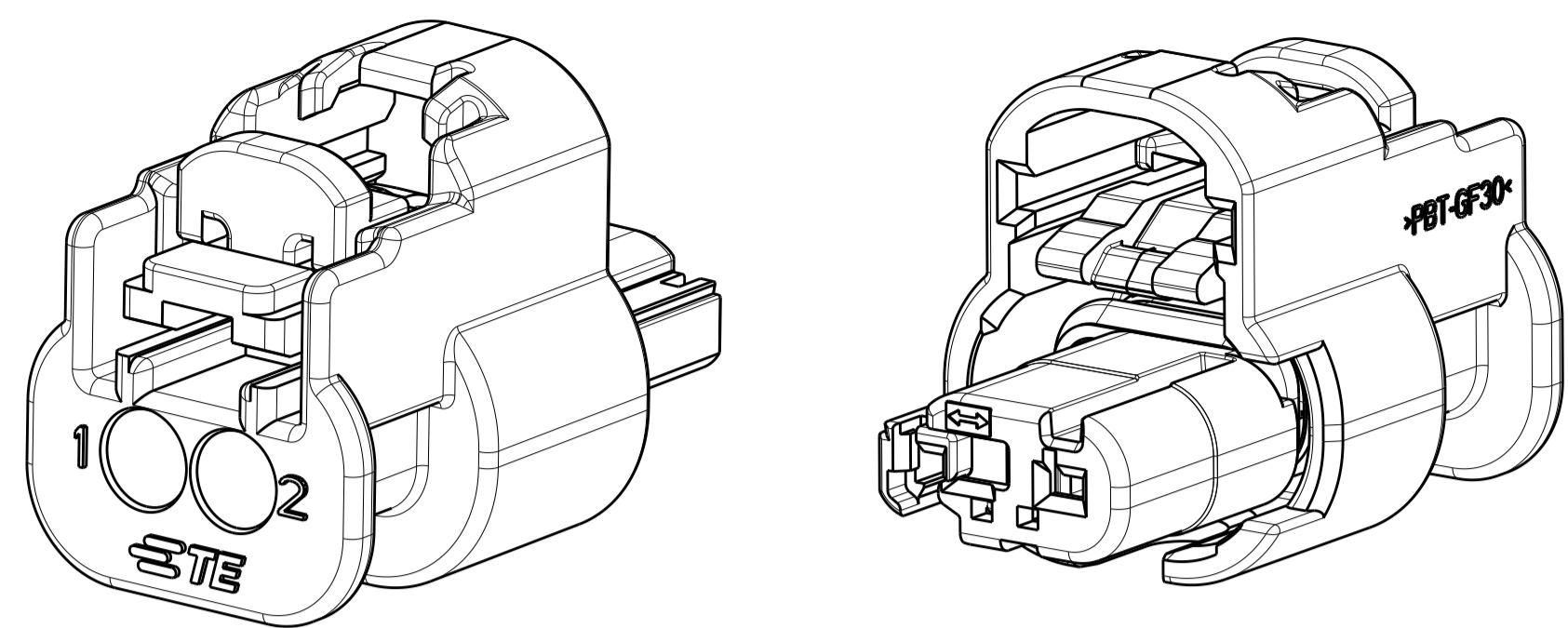
If a nondisclosure agreement HAS NOT been reached, certain documents deemed confidential by TE Connectivity will not be included in this PPAP package. These documents include but are not limited to the Design FMEA, the Process Flow Diagram, the Process FMEA and the Control Plan. These documents can be reviewed by you company but cannot be retained.



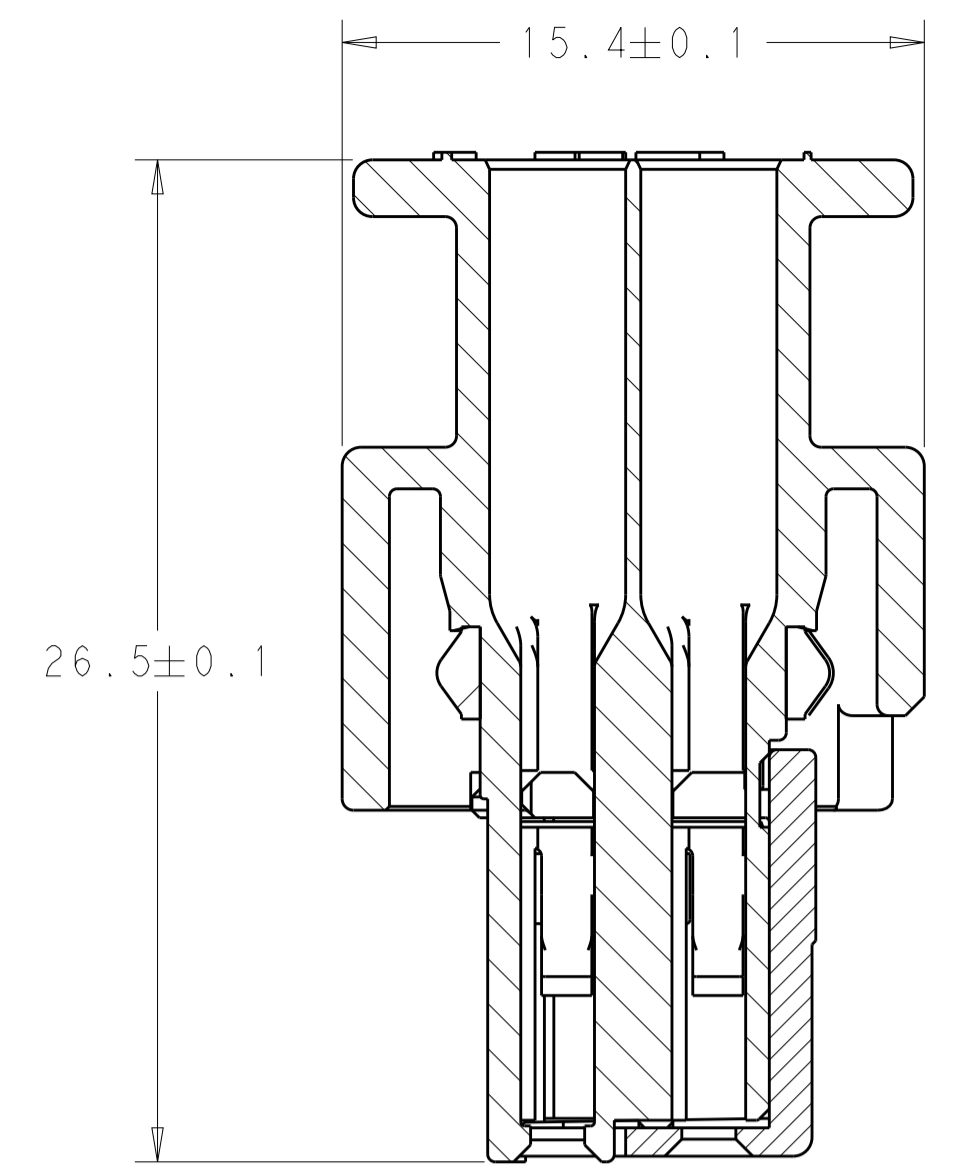
Section 1

Design Records

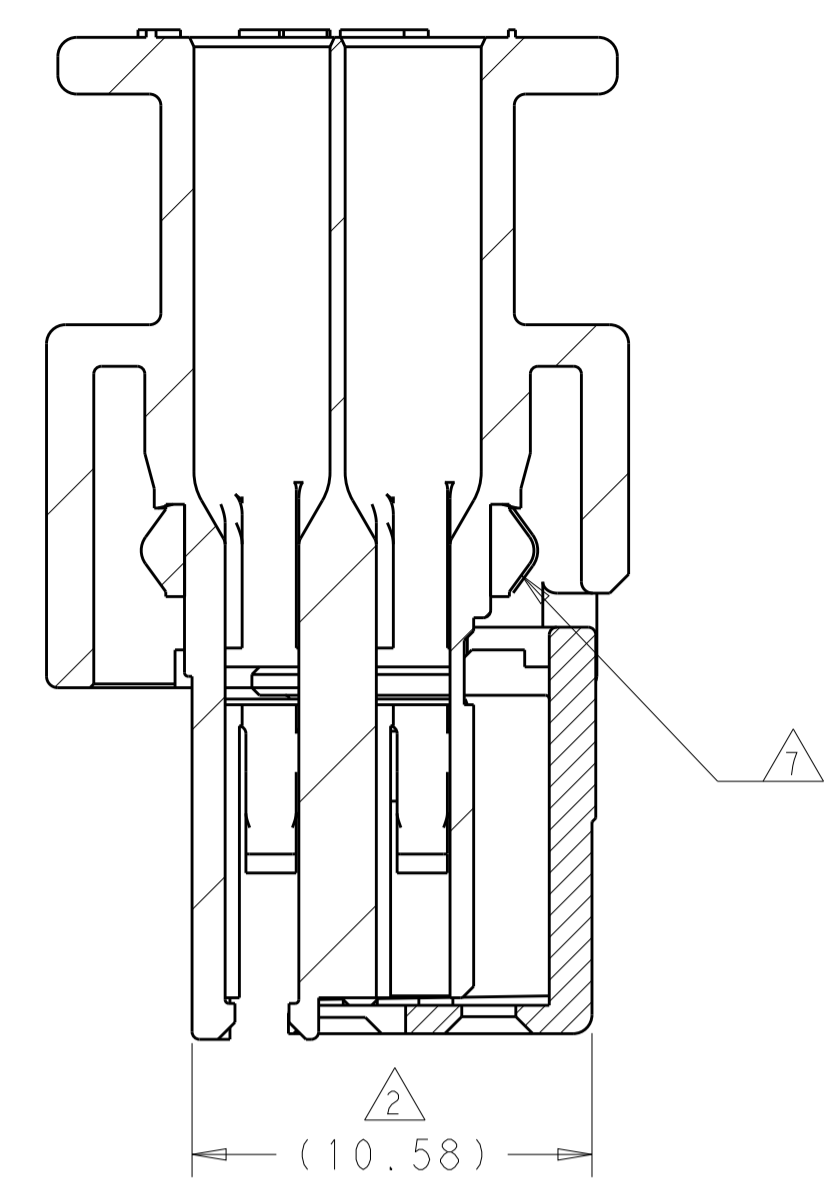
REVISIONS				
P.	LTN	DESCRIPTION	DATE	OWN APVD
A		RELEASED PER ECO-16-004253	18MAR2016	DLD MDB
A1		REVISED PER ECO-16-006018	19APR2016	DLD MDB



REF VIEW
SCALE 4:1

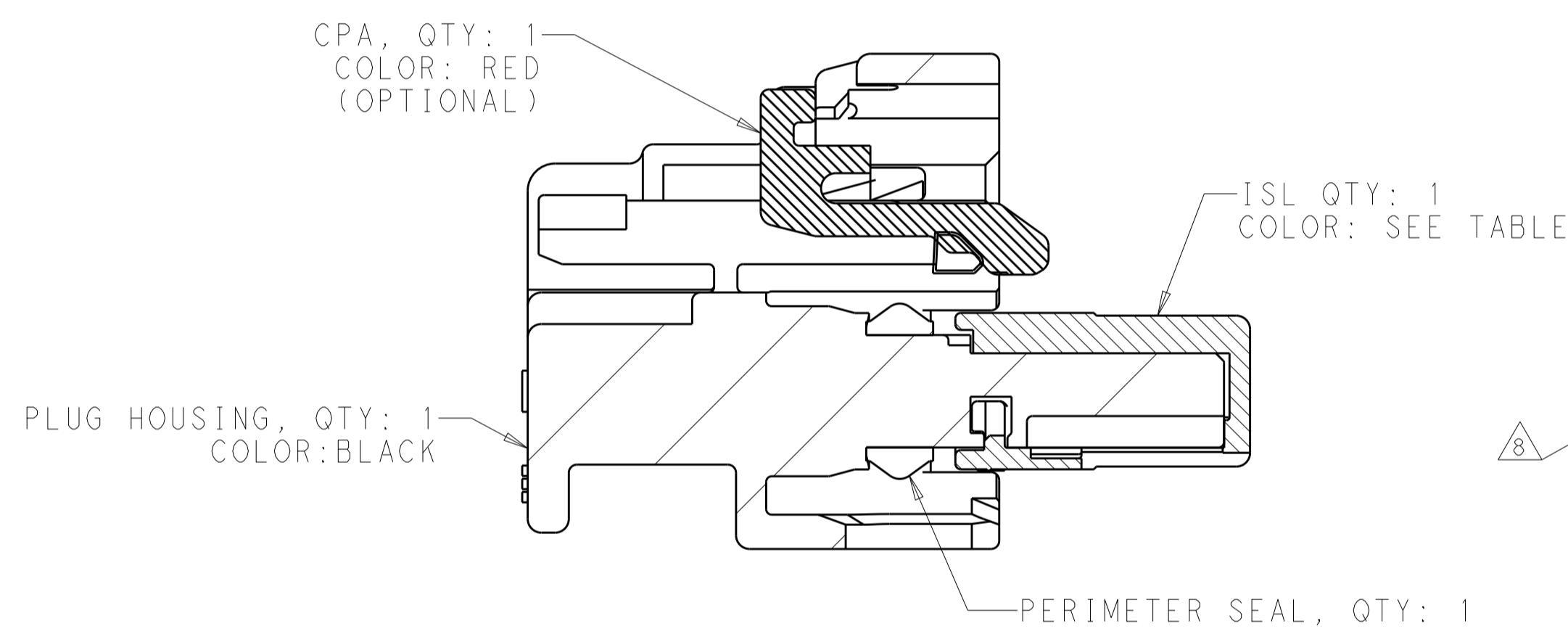


SECTION E-E
SHOWN WITH ISL IN
FINAL POSITION

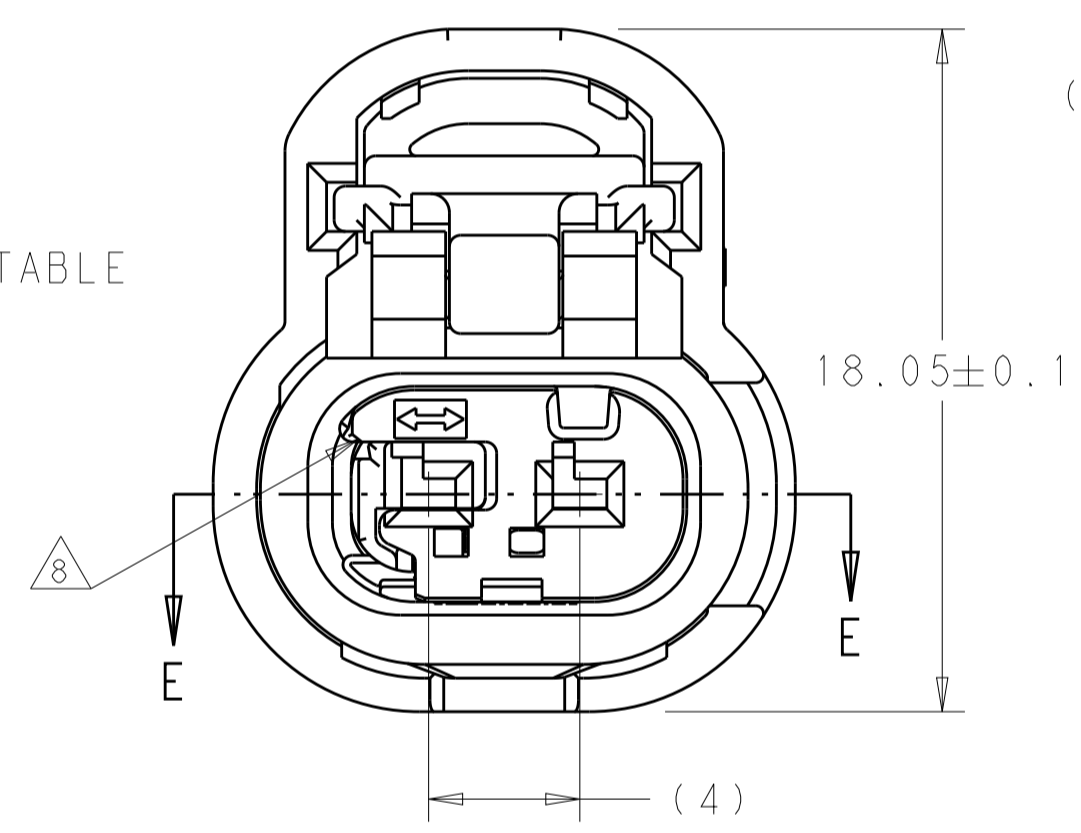


SECTION E-E
SHOWN WITH ISL IN
SHIPPING POSITION

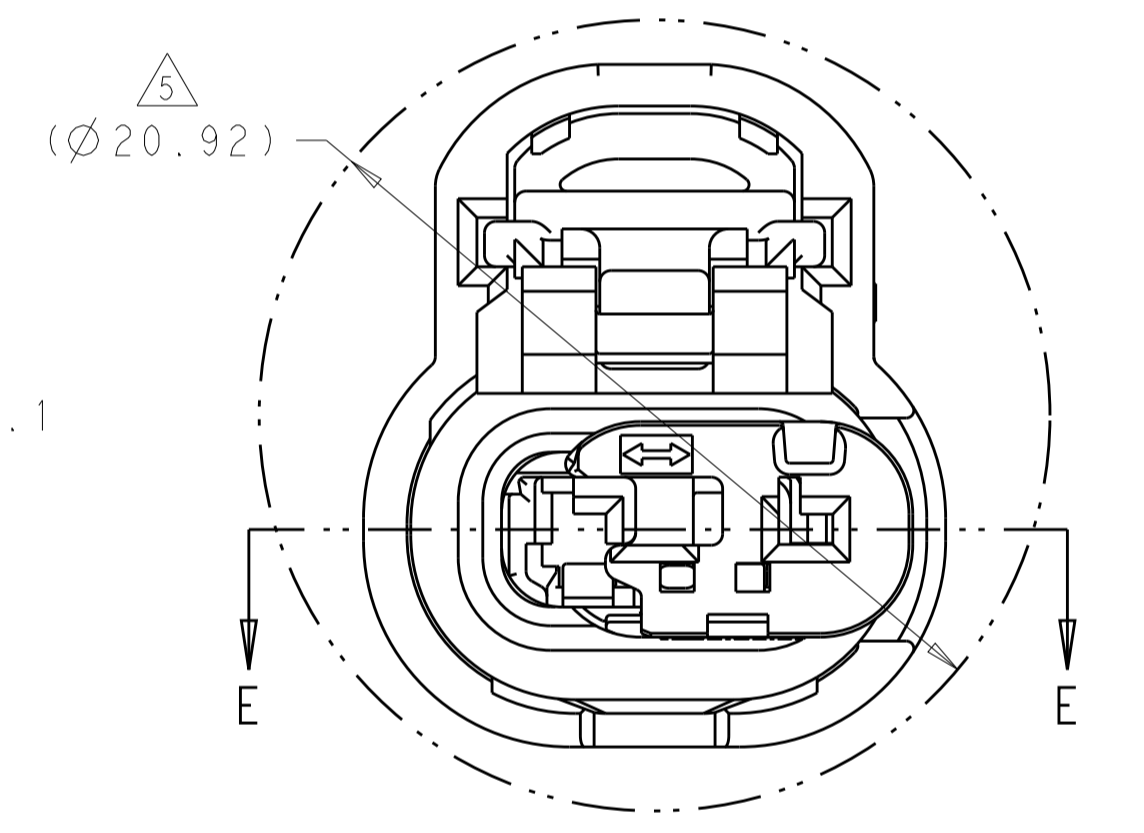
- PART NUMBER 1-2296704-1 SHOWN ON DRAWING.
- TPA AND CPA (OPTIONAL) ARE SHIPPED IN THEIR PRE-LATCHED POSITIONS. SEE INSTRUCTION SHEET 408-8968 FOR DIRECTIONS ON MOVING THE CPA AND TPA TO THE PRE-LATCHED POSITION, IF NECESSARY.
- TERMINALS SOLD SEPARATELY. FOR USE WITH TE MCON 1.2mm CLEAN BODY CONTACT WITH WIRE SEAL. SEE TE MCON 1.2-CB (CLEAN BODY) APPLICATION SPEC 114-18464 FOR CRIMP DETAILS.
- SEE USCAR DRAWING 120-S-002-1-Z01 FOR MATING INTERFACE DETAILS.
- MINIMUM FEED THROUGH CONDITION WITH 1.0mm CLEARANCE ALL AROUND.
- CONNECTOR APPLICATION ENVIRONMENT IS SUBMERSION IN ENGINE OIL. FOR REQUIRED MECHANICAL STABILITY AND FLUID COMPATIBILITY, INDIVIDUAL WIRE SEALS PRODUCED FROM ETHYLENE/ACRYLIC (AEM) BASE MATERIALS ARE REQUIRED PER TERMINAL P/N TABLE.
- CONNECTOR HAS FLUOROSILICONE SEAL INTENDED TO PERFORM IN AN OIL ENVIRONMENT VIBRATION DAMPENING. SEAL CONTAINS LESS THAN 1% SILICONE VOLATILES BY WEIGHT. SEAL IS COATED WITH OSIXO DRY LUBRICANT FOR MATING PURPOSES. SEALING IS NOT GUARANTEED.
- LIFT ISL AND AWAY FROM PLUG AND MOVE THE RIGHT 2.0mm.
- NOTE REMOVED
- MATES WITH STRAIGHT EXIT WIRE DRESS, TE PN 2272168-1 AND RIGHT ANGLE EXIT WIRE DRESS, TE PN 2272169-1
- CONNECTOR IS A ONE TIME MATE CONNECTOR. THE INTEGRITY OF THE SEAL COATING MUST BE PROTECTED, AND THUS SEAL MUST REMAIN UNTOUCHED UNTIL FINAL MATE.



SECTION D-D
SHOWN WITH CPA IN
LATCHED POSITION

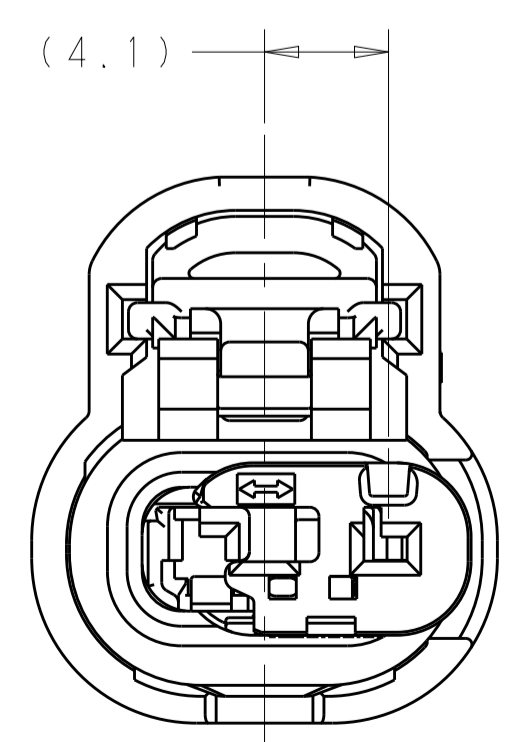


ISL SHOWN IN
FINAL POSITION



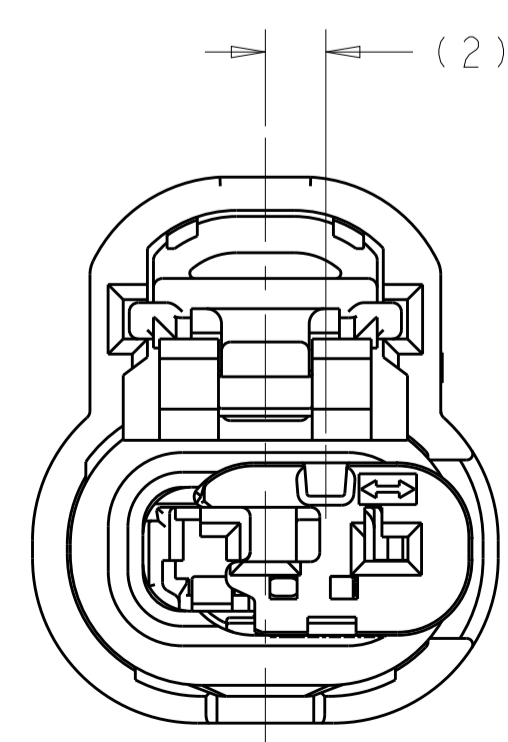
ISL SHOWN IN
PRE-LATCHED POSITION
REF ONLY

KEYING CONFIGURATIONS



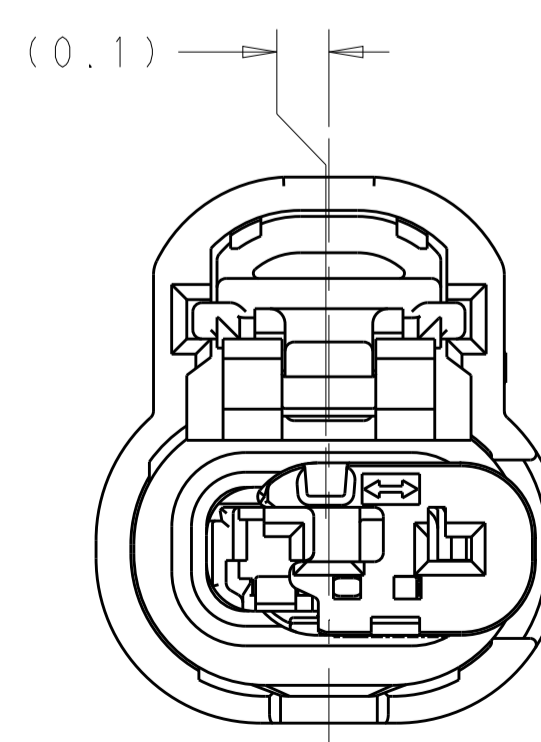
SCALE 4:1

KEYING OPTION A



SCALE 4:1

KEYING OPTION B



SCALE 4:1

KEYING OPTION C

TE MCON 1.2-CB (CLEAN BODY)		
1670146-3		
1670146-2	(0.5-0.75)	
1670146-1		
PART NUMBER	METRIC WIRE SIZE	APPLICABLE WIRE SEAL
		2138898-1

YES	DK GRAY	KEY CODE "C"	1-2296704-3
YES	LT GRAY	KEY CODE "B"	1-2296704-2
YES	BLUE	KEY CODE "A"	1-2296704-1
N/A	DK GRAY	KEY CODE "C"	2296704-3
N/A	LT GRAY	KEY CODE "B"	2296704-2
N/A	BLUE	KEY CODE "A"	2296704-1
CPA	ISL COLOR	KEY CONFIGURATION	PART NUMBER

THIS DRAWING IS A CONTROLLED DOCUMENT. OWN: M. HITCHCOCK, 05JUN2012. CHK: M.D. BROWN, 05JUN2012. APVD: M.D. BROWN, 05JUN2012.

STE TE Connectivity

NAME: PLUG ASSEMBLY, FEMALE, 2 POSITION, OIL SUBMERSIBLE

SIZE: A1, CAGE CODE: 2296704, DRAWING NO: 2296704, RESTRICTED TO: GM

RESTRICTED CUSTOMER. SCALE: 5:1, SHEET: 1 OF 1, REV: A1



Section 2

Engineering Change Documents



Product Change Notification

Current Date: 09-Oct-2019

TE Connectivity

Product Change Notification: P-19-018058

PCN Date: 08-OCT-19

TE would like to inform you of the following change(s) to the listed TE Connectivity Product. In case of any further questions about this change(s), please contact your TE Connectivity Sales Engineer. Affected part, drawing and/or specification numbers are listed on the attached sheet(s).

General Product Description:

Multiple Part numbers. Phase 1. Americas Footprint Optimization

Description of Changes

We hereby inform you about a transfer of tools and/or processes to further improve our Supply Chain towards our customers. The transfer follows a strict procedure, which fully maintains quality, ability to supply and form-fit-function of the concerned products. The receiving manufacturing location operates under a certified quality management system in accordance with standard automotive requirements. These moves will be validated not to affect product fit, form and function, tool geometry, quality performance or the quality management system TE will uphold our responsibility to internally validate and approve these tools among appropriate first article dimensional and capability analysis, comparative 2-sample T-tests before and after moves, before and after CT scans where needed, and PV testing as defined by TE product engineering. TE is willing to provide any such validation data to our customers as our joint non-disclosure agreement statuses allow.

Reason for Changes:

These changes are part of an overall effort from TE to improve our supply chain toward our customers, to focus each plant on core products and processes, and to provide an overall better experience from TE to our customer base. A TE-internal release test based on the relevant part specifications will be executed before delivery and this notification serves to fulfill our notification requirements as prescribed by AIAG 4th edition. This change notification document accompanies a letter sent to your organization on September 13, 2019 signed by our Vice President of Sales and Marketing. Follow up conversations can occur upon request with your sales contact within 14 calendar days after receipt of this PCN. TE can share validation data with your organization upon request. If you have any questions or needs from this move, please contact your sales engineer within 15 days of receipt of this letter.

Estimated Dates:

Last Order Date (Obsolete Parts Only):	First Date To Ship (Changed Parts Only):
	31-DEC-2019
Last Ship Date (Obsolete Parts Only):	Last Date for Mixed Shipments: (Changed Parts Only):
	No Mixed Shipments

Part Number(s) being Modified:

Part Number	Part Discontinued per PCN	Customer Drawing	Alias Part Number(s)	Substitute Part Number	Substitute Alias Part Number(s)	Description Of Difference
1-1419168-1	NO		"V23542-G1506-D101"			
1-1419168-2	NO		"V23542-G1506-D102"			
1-1419168-3	NO		"V23542-G1506-D103"			
1-1419168-5	NO					
1-1438153-1	NO					
1-1438153-2	NO					
1-1438153-3	NO					
1-1438153-4	NO					
1-1438153-5	NO					
1-1438153-6	NO					
1-1438153-7	NO					
1-1438153-8	NO					
1-1456426-1	NO					
1-1456426-2	NO					
1-1456426-5	NO					
1-1456426-6	NO					
1-1456985-0	NO					
1-1670915-1	NO					
1-1670916-1	NO					
1-1670917-1	NO					
1-1718643-1	NO		"EG9733-000", "AMP-1-1718643-1"			
1-1718643-3	NO					
1-1718644-1	NO					
1-1718644-2	NO					
1-1718644-5	NO					
1-1718888-1	NO					
1-1823608-1	NO					
1-1823608-4	NO					

Part Number	Part Discontinued per PCN	Customer Drawing	Alias Part Number(s)	Substitute Part Number	Substitute Alias Part Number(s)	Description Of Difference
1-1823608-5	NO					
1-1924067-1	NO					
1-1924067-2	NO					
1-1924067-3	NO					
1-1924067-4	NO					
1-1924067-5	NO					
1-1924067-6	NO					
1-1924067-9	NO					
1-2141523-4	NO					
1-2203138-1	NO					
1-2203312-1	NO					
1-2203312-2	NO					
1-2203312-3	NO					
1-2203316-1	NO					
1-2203316-2	NO					
1-2203316-3	NO					
1-2203320-1	NO					
1-2203320-2	NO					
1-2203320-3	NO					
1-2203529-2	NO					
1-2203529-5	NO					
1-2203663-0	NO					
1-2203663-4	NO					
1-2203663-6	NO					
1-2203663-7	NO					
1-2203769-1	NO					
1-2203769-2	NO					
1-2203769-3	NO					
1-2203771-1	NO					
1-2203771-3	NO					
1-2203773-1	NO					
1-2203773-2	NO					
1-2288986-1	NO					
1-2291436-1	NO					
1-2296694-1	NO					
1-2296694-2	NO					
1-2296694-3	NO					
1-2296695-1	NO					
1-2296695-2	NO					
1-2296695-3	NO					
1-2296695-4	NO					
1-2296696-1	NO					
1-2296696-2	NO					
1-2296696-3	NO					
1-2296696-6	NO					
1-2296696-7	NO					
1-2296702-1	NO					
1-2296702-2	NO					
1-2296704-1	NO					
1-2296704-2	NO					
1-2296704-3	NO					
1-2297114-1	NO					
1-2299071-1	NO					
1-2304514-1	NO					
1-2304514-2	NO					
1326942-1	NO					
1326942-2	NO					
1326942-3	NO					
1326942-4	NO					
1326942-7	NO					
1419168-7	NO		"V23542-G1506-A101"			
1438153-1	NO					
1438153-4	NO					
1438153-5	NO					
1438153-6	NO					
1438153-8	NO					

Part Number	Part Discontinued per PCN	Customer Drawing	Alias Part Number(s)	Substitute Part Number	Substitute Alias Part Number(s)	Description Of Difference
1456983-1	NO					
1456983-2	NO					
1456983-3	NO					
1456983-4	NO					
1456983-5	NO					
1456983-7	NO					
1456985-1	NO					
1456985-2	NO					
1456985-3	NO					
1456985-4	NO					
1456985-5	NO					
1456985-6	NO					
1456985-7	NO					
1456985-9	NO					
1488651-1	NO					
1488991-1	NO					
1488991-2	NO					
1488991-3	NO					
1488991-4	NO					
1488991-5	NO					
1488991-6	NO					
1488991-8	NO					
1488992-5	NO					
1488992-6	NO					
1587719-1	NO					
1670117-1	NO					
1732145-1	NO					
184139-1	NO					
184140-1	NO					
184141-1	NO					
1924311-1	NO					
1924957-2	NO					
2-1438153-1	NO					
2-1670917-1	NO					
2-1718643-1	NO					
2-1718643-2	NO					
2-1718644-1	NO					
2-1718644-2	NO					
2-1823608-1	NO					
2-1823608-4	NO					
2-1823608-5	NO					
2-1924067-0	NO					
2-2203663-6	NO					
2-2203663-8	NO					
2-2203663-9	NO					
2098204-2	NO					
2098541-1	NO					
2098541-2	NO					
2098541-5	NO					
2098541-6	NO					
2098546-1	NO					
2098557-1	NO					
2098557-4	NO					
2098557-7	NO					
2098641-1	NO					
2098641-5	NO					
2098641-6	NO					
2098641-7	NO					
2138041-1	NO					
2138041-2	NO					
2138042-3	NO					
2138042-6	NO					
2203109-1	NO					
2203109-2	NO					
2203109-6	NO					
2203109-7	NO					

Part Number	Part Discontinued per PCN	Customer Drawing	Alias Part Number(s)	Substitute Part Number	Substitute Alias Part Number(s)	Description Of Difference
2203332-1	NO					
2203663-5	NO					
2203663-6	NO					
2203663-7	NO					
2203769-1	NO					
2203771-1	NO					
2203773-1	NO					
2203773-2	NO					
2203773-7	NO					
2296694-1	NO					
2296694-2	NO					
2296695-1	NO					
2296695-2	NO					
2296695-4	NO					
2296698-1	NO					
2296698-2	NO					
2296700-3	NO					
2296700-6	NO					
2296702-1	NO					
2300498-1	NO					
2300498-2	NO					
2300498-6	NO					
2300498-7	NO					
2304514-1	NO					
2304514-2	NO					
3-2203663-1	NO					
3-2203663-3	NO					
3-2203663-5	NO					
4-1456426-1	NO					
4-1456426-2	NO					
4-1488991-1	NO					
4-1488991-2	NO					
4-1924067-1	NO					
4-1924067-2	NO					
4-2098541-1	NO					
4-2098541-2	NO					
4-2098557-1	NO					
4-2098641-1	NO					
4-2098641-2	NO					
4-2203663-4	NO					
4-2203663-5	NO					
4-2203663-6	NO					
4-2272003-1	NO					
4-2272003-2	NO					
4-2272003-3	NO					
4-2272003-4	NO					
4-2272003-5	NO					
4-2272004-1	NO					
4-2272004-2	NO					
4-2272005-1	NO					
4-2272005-2	NO					
5-2203663-3	NO					
5-2203663-7	NO					
6-2203663-6	NO					
6-2203663-7	NO					
6-2203663-8	NO					
828904-1	NO		"CF0547-000", "AMP-0-0828904-1", "80.264.00", "8202609390", "8202611101"			
828904-2	NO					
828922-1	NO		"EG9737-000", "AMP-0-0828922-1", "80.263.00", "820A-37376"			
963530-1	NO		"1072609867", "820P-37717", "820P-37904", "43119-000"			
963531-1	NO		"1072607258"			
964972-1	NO					
967067-1	NO					



Section 3

Customer Engineering Approval



Section 4

Design FMEA

See Section A for nondisclosure conditions.

The Design FMEA, if included, is a Class II confidential document belonging to TE Connectivity. A class II document may not be further distributed and is subject to the conditions of the nondisclosure agreement.



Section 5

Process Flow Diagram

See Section A for nondisclosure conditions.

The Process Flow Diagram, if included, is a Class II confidential document belonging to TE Connectivity. A class II document may not be further distributed and is subject to the conditions of the nondisclosure agreement.



Section 6

Process FMEA

See Section A for nondisclosure conditions.

The Process FMEA, if included, is a Class II confidential document belonging to TE Connectivity. A class II document may not be further distributed and is subject to the conditions of the nondisclosure agreement.



Section 7

Control Plan

**See Section A for nondisclosure conditions.
The Control Plan, if included, is a Class II confidential document
belonging to TE Connectivity. A class II document may not be
further distributed and is subject to the conditions of the
nondisclosure agreement.**

Section 8

Measurement System Analysis



DATA - GRR ATTRIBUTE STUDY

Empalme Site

DATE:	15-Aug-20
REQUEST:	Aldo Carlos
QUALITY ENGINEER:	Aldo Carlos
MANUFACTURE ENGINEER	Jesus Morales
PLANT:	Plant 2
SPC TECHNICIAN:	Victor Peralta
PART NUMBER:	1-2296704-1
COMMENT General:	TITAN

Work Center:	AA-8620
NUM. Gage-Fixture	TBD
OPERATOR 1	-OPERATOR 1
OPERATOR 2	-OPERATOR 2
OPERATOR 3	-OPERATOR 3
Standard Record	2020-0853

Known Population				-OPERATOR 1			Expert	-OPERATOR 2			Expert	-OPERATOR 3			Expert	OPER VS OPER	OPER VS SAMPLE
# ID	Num Sample	DETAILS	Standard	Try #1	Try #2	Try #3	Result	Try #1	Try #2	Try #3	Result	Try #1	Try #2	Try #3	Result	Agree	Agree
1	1	PIEZA BUENA	YES	YES	YES	YES	ACCEPTED	YES	YES	YES	ACCEPTED	YES	YES	YES	ACCEPTED	OK	OK
2	1	PIEZA BUENA	YES	YES	YES	YES	ACCEPTED	YES	YES	YES	ACCEPTED	YES	YES	YES	ACCEPTED	OK	OK
3	2	HOUSING EQUIVOCADO (AMARILLO)	NO	NO	NO	NO	ACCEPTED	NO	NO	NO	ACCEPTED	NO	NO	NO	ACCEPTED	OK	OK
4	4	LIGA FALTANTE	NO	NO	NO	NO	ACCEPTED	NO	NO	NO	ACCEPTED	NO	NO	NO	ACCEPTED	OK	OK
5	6	LIGA TORCIDA	NO	NO	NO	NO	ACCEPTED	NO	NO	NO	ACCEPTED	NO	NO	NO	ACCEPTED	OK	OK
6	10	ISL INCORRECTO	NO	NO	NO	NO	ACCEPTED	NO	NO	NO	ACCEPTED	NO	NO	NO	ACCEPTED	OK	OK
7	5	LIGA COLOR INCORRECTO	NO	NO	NO	NO	ACCEPTED	NO	NO	NO	ACCEPTED	NO	NO	NO	ACCEPTED	OK	OK
8	7	LIGA INVERTIDA	NO	NO	NO	NO	ACCEPTED	NO	NO	NO	ACCEPTED	NO	NO	NO	ACCEPTED	OK	OK
9	4	LIGA FALTANTE	NO	NO	NO	NO	ACCEPTED	NO	NO	NO	ACCEPTED	NO	NO	NO	ACCEPTED	OK	OK
10	11	ISL COLOR INCORRECTO	NO	NO	NO	NO	ACCEPTED	NO	NO	NO	ACCEPTED	NO	NO	NO	ACCEPTED	OK	OK
11	12	ISL FALTANTE	NO	NO	NO	NO	ACCEPTED	NO	NO	NO	ACCEPTED	NO	NO	NO	ACCEPTED	OK	OK
12	15	CPA FALTANTE	NO	NO	NO	NO	ACCEPTED	NO	NO	NO	ACCEPTED	NO	NO	NO	ACCEPTED	OK	OK
13	17	CPA COLOR INCORRECTO	NO	NO	NO	NO	ACCEPTED	NO	NO	NO	ACCEPTED	NO	NO	NO	ACCEPTED	OK	OK
14	16	CPA DOBLE	NO	NO	NO	NO	ACCEPTED	NO	NO	NO	ACCEPTED	NO	NO	NO	ACCEPTED	OK	OK
15	15	CPA FALTANTE	NO	NO	NO	NO	ACCEPTED	NO	NO	NO	ACCEPTED	NO	NO	NO	ACCEPTED	OK	OK
16	14	ISL MAL ENSAMBLADO	NO	NO	NO	NO	ACCEPTED	NO	NO	NO	ACCEPTED	NO	NO	NO	ACCEPTED	OK	OK
17	13	ISL CERRADO	NO	NO	NO	NO	ACCEPTED	NO	NO	NO	ACCEPTED	NO	NO	NO	ACCEPTED	OK	OK
18	1	PIEZA BUENA	YES	YES	YES	YES	ACCEPTED	YES	YES	YES	ACCEPTED	YES	YES	YES	ACCEPTED	OK	OK
19	1	PIEZA BUENA	YES	YES	YES	YES	ACCEPTED	YES	YES	YES	ACCEPTED	YES	YES	YES	ACCEPTED	OK	OK
20	14	ISL MAL ENSAMBLADO	NO	NO	NO	NO	ACCEPTED	NO	NO	NO	ACCEPTED	NO	NO	NO	ACCEPTED	OK	OK
21	4	LIGA FALTANTE	NO	NO	NO	NO	ACCEPTED	NO	NO	NO	ACCEPTED	NO	NO	NO	ACCEPTED	OK	OK
22	3	HOUSING EQUIVOCADO (AZUL)	NO	NO	NO	NO	ACCEPTED	NO	NO	NO	ACCEPTED	NO	NO	NO	ACCEPTED	OK	OK
23	5	LIGA COLOR INCORRECTO	NO	NO	NO	NO	ACCEPTED	NO	NO	NO	ACCEPTED	NO	NO	NO	ACCEPTED	OK	OK
24	6	LIGA TORCIDA	NO	NO	NO	NO	ACCEPTED	NO	NO	NO	ACCEPTED	NO	NO	NO	ACCEPTED	OK	OK
25	14	ISL MAL ENSAMBLADO	NO	NO	NO	NO	ACCEPTED	NO	NO	NO	ACCEPTED	NO	NO	NO	ACCEPTED	OK	OK
26	18	CPA MAL ENSAMBLADO	NO	NO	NO	NO	ACCEPTED	NO	NO	NO	ACCEPTED	NO	NO	NO	ACCEPTED	OK	OK
27	17	CPA COLOR INCORRECTO	NO	NO	NO	NO	ACCEPTED	NO	NO	NO	ACCEPTED	NO	NO	NO	ACCEPTED	OK	OK
28	1	PIEZA BUENA	YES	YES	YES	YES	ACCEPTED	YES	YES	YES	ACCEPTED	YES	YES	YES	ACCEPTED	OK	OK
29	1	PIEZA BUENA	YES	YES	YES	YES	ACCEPTED	YES	YES	YES	ACCEPTED	YES	YES	YES	ACCEPTED	OK	OK
30	15	CPA FALTANTE	NO	NO	NO	NO	ACCEPTED	NO	NO	NO	ACCEPTED	NO	NO	NO	ACCEPTED	OK	OK
31	2	HOUSING EQUIVOCADO (AMARILLO)	NO	NO	NO	NO	ACCEPTED	NO	NO	NO	ACCEPTED	NO	NO	NO	ACCEPTED	OK	OK
32	3	HOUSING EQUIVOCADO (AZUL)	NO	NO	NO	NO	ACCEPTED	NO	NO	NO	ACCEPTED	NO	NO	NO	ACCEPTED	OK	OK
33	10	ISL INCORRECTO	NO	NO	NO	NO	ACCEPTED	NO	NO	NO	ACCEPTED	NO	NO	NO	ACCEPTED	OK	OK
34	7	LIGA INVERTIDA	NO	NO	NO	NO	ACCEPTED	NO	NO	NO	ACCEPTED	NO	NO	NO	ACCEPTED	OK	OK
35	9	LIGA ALTA	NO	NO	NO	NO	ACCEPTED	NO	NO	NO	ACCEPTED	NO	NO	NO	ACCEPTED	OK	OK
36	1	PIEZA BUENA	YES	YES	YES	YES	ACCEPTED	YES	YES	YES	ACCEPTED	YES	YES	YES	ACCEPTED	OK	OK
37	8	DOBLE LIGA	NO	NO	NO	NO	ACCEPTED	NO	NO	NO	ACCEPTED	NO	NO	NO	ACCEPTED	OK	OK



DATA - GRR ATTRIBUTE STUDY

Empalme Site

DATE:	15-Aug-20
REQUEST:	Aldo Carlos
QUALITY ENGINEER:	Aldo Carlos
MANUFACTURE ENGINEER	Jesus Morales
PLANT:	Plant 2
SPC TECHNICIAN:	Victor Peralta
PART NUMBER:	1-2296704-1
COMMENT General:	TITAN

Work Center:	AA-8620
NUM. Gage-Fixture	TBD
OPERATOR 1	-OPERATOR 1
OPERATOR 2	-OPERATOR 2
OPERATOR 3	-OPERATOR 3
Standard Record	2020-0853

Known Population				-OPERATOR 1			Expert	-OPERATOR 2			Expert	-OPERATOR 3			Expert	OPER VS OPER	OPER VS SAMPLE
# ID	Num Sample	DETAILS	Standard	Try			Result	Try			Result	Try			Result	Agree	Agree
				#1	#2	#3		#1	#2	#3		#1	#2	#3			
38	1	PIEZA BUENA	YES	YES	YES	YES	ACCEPTED	YES	YES	YES	ACCEPTED	YES	YES	YES	ACCEPTED	OK	OK
39	9	LIGA ALTA	NO	NO	NO	NO	ACCEPTED	NO	NO	NO	ACCEPTED	NO	NO	NO	ACCEPTED	OK	OK
40	1	PIEZA BUENA	YES	YES	YES	YES	ACCEPTED	YES	YES	YES	ACCEPTED	YES	YES	YES	ACCEPTED	OK	OK
41	16	CPA DOBLE	NO	NO	NO	NO	ACCEPTED	NO	NO	NO	ACCEPTED	NO	NO	NO	ACCEPTED	OK	OK
42	11	ISL COLOR INCORRECTO	NO	NO	NO	NO	ACCEPTED	NO	NO	NO	ACCEPTED	NO	NO	NO	ACCEPTED	OK	OK
43	1	PIEZA BUENA	YES	YES	YES	YES	ACCEPTED	YES	YES	YES	ACCEPTED	YES	YES	YES	ACCEPTED	OK	OK
44	13	ISL CERRADO	NO	NO	NO	NO	ACCEPTED	NO	NO	NO	ACCEPTED	NO	NO	NO	ACCEPTED	OK	OK
45	1	PIEZA BUENA	YES	YES	YES	YES	ACCEPTED	YES	YES	YES	ACCEPTED	YES	YES	YES	ACCEPTED	OK	OK
46	8	DOBLE LIGA	NO	NO	NO	NO	ACCEPTED	NO	NO	NO	ACCEPTED	NO	NO	NO	ACCEPTED	OK	OK
47	7	LIGA INVERTIDA	NO	NO	NO	NO	ACCEPTED	NO	NO	NO	ACCEPTED	NO	NO	NO	ACCEPTED	OK	OK
48	12	ISL FALTANTE	NO	NO	NO	NO	ACCEPTED	NO	NO	NO	ACCEPTED	NO	NO	NO	ACCEPTED	OK	OK
49	10	ISL INCORRECTO	NO	NO	NO	NO	ACCEPTED	NO	NO	NO	ACCEPTED	NO	NO	NO	ACCEPTED	OK	OK
50	1	PIEZA BUENA	YES	YES	YES	YES	ACCEPTED	YES	YES	YES	ACCEPTED	YES	YES	YES	ACCEPTED	OK	OK

Final comments of the study:

SPC Technician: Must be sent to answer to request, quality engineer and manufacture engineer.



REPORT GRR ATTRIBUTE

DATE	15-Aug-20	ID - EQUIPMENT
STANDAR RECORD	2020-0853	TBD
Work Center:	AA-8620	
RESULT	ACCEPTED	

Operators

	% OPER VS OPER			% OPER VS SAMPLE		
	-	-	-	-	-	-
	OPERATO	OPERATOR	OPERATO	OPERATO	OPERATOR	OPERATO
	R 1	2	R 3	R 1	2	R 3
Inspected total	50	50	50	50	50	50
# Agreement	50	50	50	50	50	50
95% UCL	100.0%	100.0%	100.0%	100.0%	100.0%	100.0%
Calculated Score	100.0%	100.0%	100.0%	100.0%	100.0%	100.0%
95% LCL	94.18%	94.18%	94.18%	94.18%	94.18%	94.18%

Inspected total

Agreement

95% UCL

Calculated Score

95% LCL

Screen % Effective Score

Total Inspected	50
# coincidencias	50
95% UCL	100.0%
Calculated Score	100.0%
95% LCL	94.18%

Screen % Effective Score vs Standard

Total Inspected	50
# coincidencias	50
95% UCL	100.0%
Calculated Score	100.0%
95% LCL	94.18%

Total Inspected

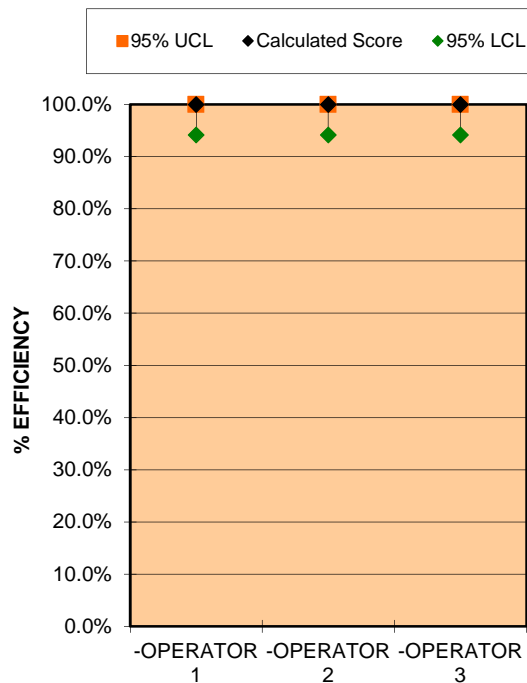
coincidencias

95% UCL

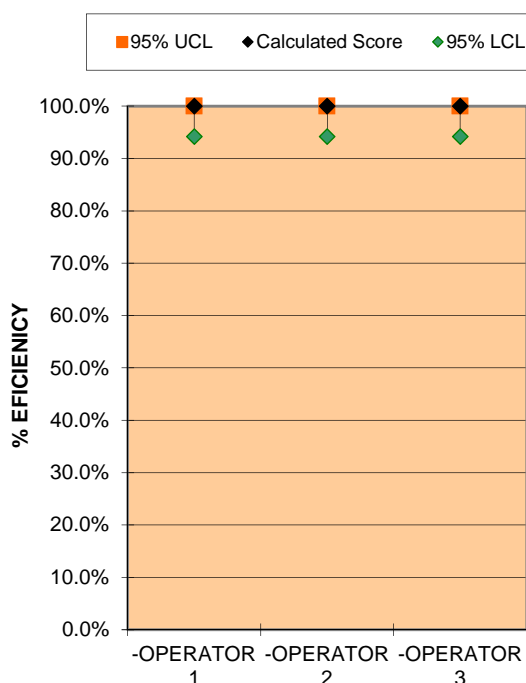
Calculated Score

95% LCL

% SAME OPERATOR



% OPERATOR VS SAMPLE



Section 9

Dimensional Results



Production Part Approval

DIMENSIONAL TEST RESULTS



TE Connectivity-Empalme is accredited by ANSI-ASQ National Accreditation Board for ISO/IEC 17025 under a defined calibration and/or testing scope.

Organization: TE Connectivity	Part Number: 1-2296704-1
Supplier/Vendor Code: N/A	Part Name: PLUG ASSEMBLY FEMALE, 2 POSITION, OIL SUBMURGIBLE
INSPECTION FACILITY: TE Connectivity Empalme Metrology lab	Design Record Change Level: DWG: C-2296704 REV. A1
	Engineering Change Documents: N/A
	# Folio: 51408 Page <u>1</u> of <u>2</u>

Item	Dim./Spec.	Spec. / Limits		Units	Organization Measurement Results (Data)						Ok	Not Ok	Instrument # ID
		tol +	tol -		SAMPLE 1	SAMPLE 2	SAMPLE 3	SAMPLE 4	SAMPLE 5	SAMPLE 6			
1	26.5	0.1	0.1	mm	26.497	26.511	26.482	26.486	26.515	26.504	✓		LMMC-010
2	15.4	0.1	0.1	mm	15.346	15.393	15.360	15.368	15.354	15.365	✓		LMMC-010
3	18.05	0.1	0.1	mm	17.953	17.958	17.956	17.989	17.959	17.978	✓		LMMC-010
4	10.58	REFERENCE		mm	10.633	10.613	10.625	10.648	10.645	10.632	✓		LMMC-010
5	4	REFERENCE		mm	4.016	4.037	3.970	3.973	3.971	3.982	✓		LMMC-010
6	4.1	REFERENCE		mm	4.110	4.135	4.143	4.156	4.106	4.149	✓		LMMC-010
7	20.92	MINIMUM		mm	OK	OK	OK	OK	OK	OK	✓		
8	ISL QTY: 1 COLOR SEE TABLE				OK	OK	OK	OK	OK	OK	✓		
9	CPA QTY: 1 COLOR: RED (OPTIONAL)				OK	OK	OK	OK	OK	OK	✓		
10	PLUG HOUSING QTY: 1 COLOR BLACK				OK	OK	OK	OK	OK	OK	✓		
11	PERIMETER SEAL, QTY: 1				OK	OK	OK	OK	OK	OK	✓		
NOTES:													
1	PART NUMBER 1-2296704-1 SHWN ON DRAWING.				OK	OK	OK	OK	OK	OK	✓		
2	TPA AND CPA (OPTIONAL) ARE SHIPPED IN THEIR PRE - LATCHED POSITIONS SEE INTRUCTION SHEET 408-8968 FOR DIRECTIONS ON MOVING THE CPA AND TPA TO THE PRE - LATCHED POSITION IF NECESSARY.				NOTED PER APQP TEAM						✓		
3	TERMINALS SOLD SEPARATELY FOR USE WITH TE MCON 1.2mm CLEAN BODY CONTACT WITH WIRE SEAL SEE TE MCON 1.2-CB (CLEAN BODY) APPLICATION SPEC 114-18464 FOR CRIMP DETAILS.				NOTED PER APQP TEAM						✓		
4	SEE USCAR DRAWING 120-S-002-1-Z01 FOR MATING INTERFACE DETAILS.				NOTED PER APQP TEAM						✓		
5	MINIMUM FEED THROUGH CONDITION WITH 1.0mm CLEARANCE ALL AROUND.				NOTED PER APQP TEAM						✓		
6	CONNECTOR APPLICATION ENVIRONMENT IS SUBMERSSION IN ENGINE OIL FOR REQUIRED MECHANICAL STABILITY AND FLUID COMPATIBILITY INDIVIDUAL WIRE SEALS PRODUCED FROM ETHYLENE / ACRYLIC (AEM)BASE MATERIALS ARE REQUIRED PER TERMINAL P/N TABLE.				NOTED PER APQP TEAM						✓		

March 2006 CFG-1003

AEF004J-EG Rev: J

SIGNATURE Omar Sánchez	TITLE Metrology Chief	DATE August 15, 2020
----------------------------------	---------------------------------	--------------------------------



Production Part Approval

DIMENSIONAL TEST RESULTS



TE Connectivity-Empalme is accredited by ANSI-ASQ National Accreditation Board for ISO/IEC 17025 under a defined calibration and/or testing scope.

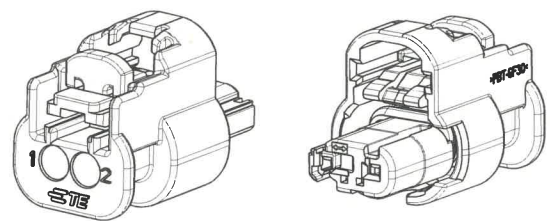
Organization: TE Connectivity	Part Number: 1-2296704-1
Supplier/Vendor Code: N/A	Part Name: PLUG ASSEMBLY FEMALE, 2 POSITION, OIL SUBMURGIBLE
INSPECTION FACILITY: TE Connectivity Empalme Metrology lab	Design Record Change Level: DWG: C-2296704 REV. A1
	Engineering Change Documents: N/A
	# Folio: 51408 Page <u>2</u> of <u>2</u>

Item	Dim./Spec.	Spec. / Limits		Units	Organization Measurement Results (Data)						Ok	Not Ok	Instrument # ID
		tol +	tol -		SAMPLE 1	SAMPLE 2	SAMPLE 3	SAMPLE 4	SAMPLE 5	SAMPLE 6			
9	NOTE REMOVED.				OK	OK	OK	OK	OK	OK	✓		
7	CONNECTOR HAS FLUOROSILICONE SEAL INTENDED TO PERFORM IN AN OIL ENVIRONMENT VIBRATION DAMPENING SEAL CONTAINS LESS THA 1% SILICONE VOLATILES BY WEIGHT SEAL IS COATED WITH OSIXO DRY LUBRICANT FOR MATING PURPOSES SEALING IS NOT GUARANTEED.				NOTED PER APQP TEAM						✓		
8	LIFT ISL AND AWAY FROM PLUG AND MOVE THE RIGHT 2.0mm.				NOTED PER APQP TEAM						✓		
10	MATES WITH STRAIGHT EXIT WIRE DRESS TE PN 2272168-1 AND RIGHT ANGLE EXIT WIRE DRESS TE PN 2272169-1.				NOTED PER APQP TEAM						✓		
11	CONNECTOR IS A ONE TIME MATE CONNECTOR THE INTEGRITY OF THE SEAL COATING MUST BE PROTECTED AND THUS SEAL MUST REMAIN UNTOUCHED UNTIL FINAL MATE.				NOTED PER APQP TEAM						✓		

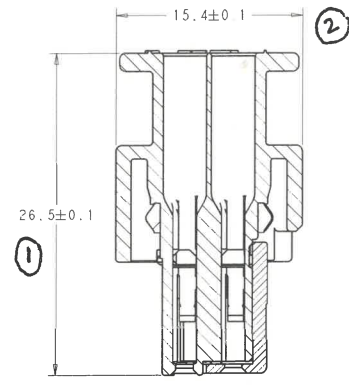
CONCLUSION:	
TOTAL # OF FEATURES	42
LESS BASIC DIMENSIONS	0
LESS REFERENCE DIMENSIONS	18
REPORTED DIMENSIONS	24
# DIMENSIONS IN TOLERANCE	24
# DIMENSIONS OUT OF TOLERANCE	0
% DIMENSION IN TOLERANCE	100.00 %
% DIMENSION OUT OF TOLERANCE	0.00 %

March 2006 CFG-1003	SIGNATURE Omar Sánchez	TITLE Metrology Chief	DATE August 15, 2020
AEF004J-EG Rev: J			

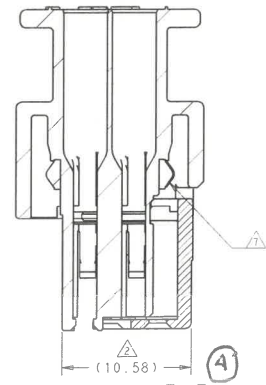
REVISIONS			
#	DATE	DESCRIPTION	BY
A	2020.08.13	RELEASED PER ECO-16-084233	18480018
A1	2020.08.13	REVISED PER ECO-16-086018	18480018



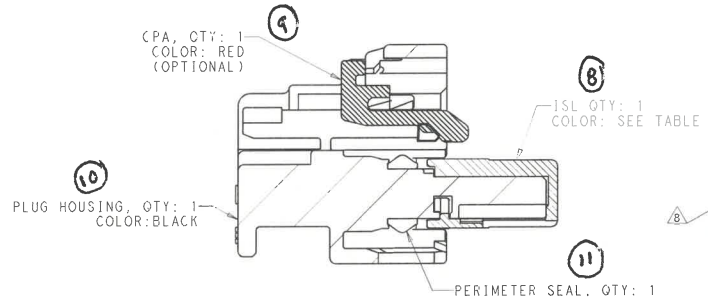
REF VIEW
SCALE 4:1



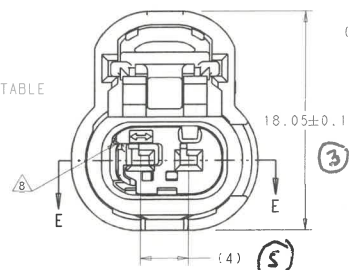
SECTION E-E
SHOWN WITH ISL IN
FINAL POSITION



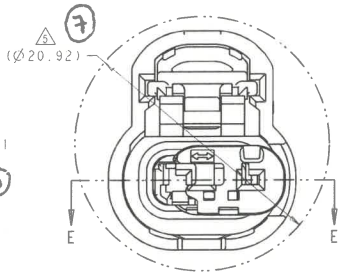
SECTION E-E
SHOWN WITH ISL IN
SHIPPING POSITION



SECTION D-D
SHOWN WITH CPA IN
LATCHED POSITION



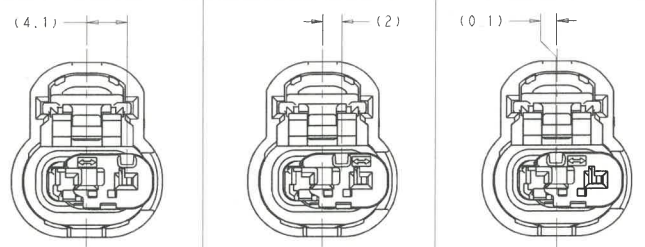
ISL SHOWN IN
FINAL POSITION



ISL SHOWN IN
PRE-LATCHED POSITION.
REF ONLY

- PART NUMBER 1-2296704-1 SHOWN ON DRAWING.
- TPA AND CPA (OPTIONAL) ARE SHIPPED IN THEIR PRE-LATCHED POSITIONS. SEE INSTRUCTION SHEET 408-8968 FOR DIRECTIONS ON MOVING THE CPA AND TPA TO THE PRE-LATCHED POSITION, IF NECESSARY.
- TERMINALS SOLD SEPARATELY. FOR USE WITH TE MCON 1.2mm CLEAN BODY CONTACT WITH WIRE SEAL. SEE TE MCON 1.2-CB (CLEAN BODY) APPLICATION SPEC 114-18464 FOR CRIMP DETAILS.
- SEE USCAR DRAWING 120-S-002-1-201 FOR MATING INTERFACE DETAILS.
- MINIMUM FEED THROUGH CONDITION WITH 1.0mm CLEARANCE ALL AROUND.
- CONNECTOR APPLICATION ENVIRONMENT IS SUBMERSION IN ENGINE OIL. FOR REQUIRED MECHANICAL STABILITY AND FLUID COMPATIBILITY, INDIVIDUAL WIRE SEALS PRODUCED FROM ETHYLENE/ACRYLIC (AEM) BASE MATERIALS ARE REQUIRED PER TERMINAL P/N TABLE.
- CONNECTOR HAS FLUOROSILICONE SEAL INTENDED TO PERFORM IN AN OIL ENVIRONMENT VIBRATION DAMPENING. SEAL CONTAINS LESS THAN 1% SILICONE VOLATILES BY WEIGHT. SEAL IS COATED WITH OSIXO DRY LUBRICANT FOR MATING PURPOSES. SEALING IS NOT GUARANTEED.
- LIFT ISL AND AWAY FROM PLUG AND MOVE THE RIGHT 2.0mm.
- NOTE REMOVED
- MATES WITH STRAIGHT EXIT WIRE DRESS, TE PH 2272168-1 AND RIGHT ANGLE EXIT WIRE DRESS, TE PH 2272169-1
- CONNECTOR IS A ONE TIME MATE CONNECTOR. THE INTEGRITY OF THE SEAL COATING MUST BE PROTECTED, AND THUS SEAL MUST REMAIN UNTOUCHED UNTIL FINAL MATE.

KEYING CONFIGURATIONS



SCALE 4:1 SCALE 4:1 SCALE 4:1

KEYING OPTION A KEYING OPTION B KEYING OPTION C

PART NUMBER	METRIC WIRE SIZE	APPLICABLE WIRE SEAL
1670146-3		
1670146-2	(0.5-0.75)	
1670146-1		2138898-1



Digitally signed by
Gladys Garcia
Date: 2020.08.13
15:30:40 -07'00'

YES	DK GRAY	KEY CODE "C"	1-2296704-3
YES	LT GRAY	KEY CODE "B"	1-2296704-2
YES	BLUE	KEY CODE "A"	1-2296704-1
N/A	DK GRAY	KEY CODE "C"	2296704-3
N/A	LT GRAY	KEY CODE "B"	2296704-2
N/A	BLUE	KEY CODE "A"	2296704-1

CPA	ISL COLOR	KEY CONFIGURATION	PART NUMBER

TE MCON 1.2-CB (CLEAN BODY)	
TE MCON 1.2-CB (CLEAN BODY)	2138898-1

TE CONNECTIVITY	
PLUG ASSEMBLY, FEMALE, 2 POSITION, OIL SUBMERSIBLE	1-2296704



Section 10

Material, Performance Test Results

Maquilas Teta Kawi SA de CV
Carret Internacional Km 1969
Guadalajara-Nogales Km.2
85340 Empalme - Sonora
MEXICO

C e r t i f i c a t e o f A n a l y s i s

Date: 13.07.2020

Page: 1 / 1

Your order from 19.06.2020

Order No. : 2712468025

Material No. : 1-704402-1

Our consignment from 19.07.2020

Delivery no./Pos. : 51961962 / 900001

Order : 14556858

Material : REEDLITE BLUE PBT

Old Material No. : CPBT02803

Material-no. : NB5SAD

Batch No. : USPC037894

Quantity : 50.000 LB

On the batch, of which the consignment is a part, the following values were determined.

Inspection characteristic/-method	Specification	Result
COLOR - VISUAL		
CONTAMINATION - VISUAL		
PELLET COUNT		70 Pel./g
PELLET LENGTH		0.130 IN
PELLET DIAMETER		0.100 IN
Let Down Ratio (%)		3

The above particulars do not release the customer from the obligation to carry out an inspection of goods received.

This report does not require a signature.

Management System Certified according to ISO 9001, ISO 14001 and OHSAS 18001

Maquilas Teta Kawi SA de CV
Carret Internacional Km 1969
Guadalajara-Nogales Km.2
85340 Empalme - Sonora
MEXICO

C e r t i f i c a t e o f A n a l y s i s

Date: 20.07.2020
Page: 1 / 2

Your order from 29.06.2020

Order No. : 2712545664
Material No. : 3-1573497-5

Our consignment from 26.07.2020

Delivery no./Pos. : 51962970 / 900001
Order : 14568216
Material : RAL3002 CARMINE RED PBT B4300 G6
Old Material No. : NB33620086
Material-no. : NB33620086
Batch No. : USPB024611
Quantity : 52.999 LB

On the batch, of which the consignment is a part, the following values were determined.

Inspection characteristic/-method	Specification	Result
COLOR - VISUAL		Pass
CONTAMINATION - VISUAL		Pass
DE	0.00 - 1.00	0.85 CMC
L	Report	41.54 CIELAB
DL	-9999.00 - +9999.00	-0.41 CIELAB
a	Report	38.77 CIELAB
Da	-9999.00 - +9999.00	0.72 CIELAB
b	Report	17.16 CIELAB
Db	-9999.00 - +9999.00	1.27 CIELAB

Maquilas Teta Kawi SA de CV
Carret Internacional Km 1969
Guadalajara-Nogales Km.2
85340 Empalme - Sonora
MEXICO

C e r t i f i c a t e o f A n a l y s i s

Date: 20.07.2020
Page: 2 / 2

Material : RAL3002 CARMINE RED PBT B4300 G6
Material No. : NB33620086
Batch No. : USPB024611
Old Material No : NB33620086

Inspection characteristic/-method	Specification	Result
PELLET COUNT	45.00 - 65.00	45.00 Pel./g

Date of production: 30.06.2020

The above particulars do not release the customer from the obligation to carry out an inspection of goods received.

Holden Quality Department

Management System Certified according to ISO 9001, ISO 14001 and OHSAS 18001

Certificate of Analysis

Customer:	Product Number	: 52498924
TE CONNECTIVITY HERMOSILLO BLVD INDUSTRIAL NORTE 23 83118 HERMOSILLO SON	Product Name	: ULTRADUR® B 4300 G6 UNCOLORED POLYBUTYLENE TEREPHTHALATE 726KG FIBREBOARD IBC
	Vehicle	: M-54/922EU9
	Batch/Lot	: A520002C1
	Manuf.Date	: Mar-01-2020
Attention: DAGOBERTO.LEON@TE.COM	Shipped Date	: Mar-03-2020
eMAIL: dagoberto.leon@te.com	Shipped Quantity	: 1,600.556 LB
Cust Prod: 17669-1	Delivery Date	: Mar-03-2020
Cust Prod Name: ULD.B4300G6 UN 726KG 11G	Order Number	: 117418966 000010
Cust P.O.: 2711323373		
Cust P.O. Line: 1	Delivery Note	: 144292380 900001

Inspection Certificate 3.1 according to EN 10204

Characteristic	Result	UOM	-----Specification-----		Test Method
			Minimum	Maximum	
ASH-A	29.609	%	28.000	32.000	ASTMD5630
Moisture	0.04	%		0.05	ASTM6869 / ISO15512B

Comments :

The above results are means of individual test values determined on samples taken during production of the lot specified.

This product is approved to the following specifications:

- WSK-M4D725-A
- WSS-M4D7258-B1
- ESB-M4D354
- GMP-PBT-010
- GMW16733
- MS-DB400 CPN2252

The information contained herein is based either on analytical tests of samples or on statistical process data; it is intended solely for purposes of comparison with the established specifications for the product. Warranties of the product are exclusively as set forth in the applicable contract documents.

THIS CERTIFICATE OF ANALYSIS HAS BEEN PRODUCED ELECTRONICALLY AND IS VALID WITHOUT A SIGNATURE.

Certificate of Analysis

<p>Customer:</p> <p>TE CONNECTIVITY CORPORATION 8000 PIEDMONT TRIAD PKWY GREENSBORO NC 27409-9407</p> <p>Attention:</p> <p>FAX:</p> <p>Cust Prod: 704734-4</p> <p>Cust Prod Name: ULD.B4300G3 UN 726KG 11G</p> <p>Cust P.O.: 2711711145</p> <p>Cust P.O. Line: 1</p> <p>Inspection Certificate 3.1 according to EN 10204</p>	<p>Product Number : 52736788</p> <p>Product Name : ULTRADUR® B 4300 G3 UNCOLORED POLYBUTYLENE TEREPHTHALATE 726KG FIBREBOARD IBC</p> <p>Vehicle :</p> <p>Batch/Lot : WF0122061</p> <p>Manuf.Date : May-01-2020</p> <p>Shipped Date :</p> <p>Shipped Quantity : 6,402.224 LB</p> <p>Delivery Date : May-19-2020</p> <p>Order Number : 117491845 000010</p> <p>Delivery Note : 144514097 900002</p>
--	---

Characteristic	Result	UOM	----Specification----		Test Method
			Minimum	Maximum	
Ash / Filler Content	15.2	%	13.0	17.0	ASTM5630/ISO3451
Moisture Content	0.01	%	0.01	0.04	ASTM D6869 / ISO 15512B
Viscosity Number for PBT, PSU and PES	111	ml/g	98	118	ISO1628 (Phenol/Dichlorb.

Comments :

The data shown are the results of tests performed on the lot specified.

This product is approved to the following specifications:

GMP.PBTP.006
GMW16733

The information contained herein is based either on analytical tests of samples or on statistical process data; it is intended solely for purposes of comparison with the established specifications for the product. Warranties of the product are exclusively as set forth in the applicable contract documents.

THIS CERTIFICATE OF ANALYSIS HAS BEEN PRODUCED ELECTRONICALLY AND IS VALID WITHOUT A SIGNATURE.

Certificate of Analysis

<p>Customer:</p> <p>TE CONNECTIVITY CORPORATION 8000 PIEDMONT TRIAD PKWY GREENSBORO NC 27409-9407</p> <p>Attention:</p> <p>FAX:</p> <p>Cust Prod: 704734-4</p> <p>Cust Prod Name: ULD.B4300G3 UN 726KG 11G</p> <p>Cust P.O.: 2711711145</p> <p>Cust P.O. Line: 1</p> <p>Inspection Certificate 3.1 according to EN 10204</p>	<p>Product Number : 52736788</p> <p>Product Name : ULTRADUR® B 4300 G3 UNCOLORED POLYBUTYLENE TEREPHTHALATE 726KG FIBREBOARD IBC</p> <p>Vehicle :</p> <p>Batch/Lot : WF0076063</p> <p>Manuf.Date : Mar-16-2020</p> <p>Shipped Date :</p> <p>Shipped Quantity : 6,402.224 LB</p> <p>Delivery Date : May-19-2020</p> <p>Order Number : 117491845 000010</p> <p>Delivery Note : 144514097 900001</p>
--	---

Characteristic	Result	UOM	----Specification----		Test Method
			Minimum	Maximum	
Ash / Filler Content	15.1	%	13.0	17.0	ASTM5630/ISO3451
Moisture Content	0.01	%	0.01	0.04	ASTM D6869 / ISO 15512B
Viscosity Number for PBT, PSU and PES	111	ml/g	98	118	ISO1628 (Phenol/Dichlorb.

Comments :

The data shown are the results of tests performed on the lot specified.

This product is approved to the following specifications:

GMP.PBTP.006
GMW16733

Certificate of Analysis

<p>Customer: TE CONNECTIVITY CORPORATION 8000 PIEDMONT TRIAD PKWY GREENSBORO NC 27409-9407</p> <p>Attention: FAX: Cust Prod: 1573435-2 Cust Prod Name: ULD.B4300G6 HR LS BK15045 726KG 11G Cust P.O.: 2711711141 Cust P.O. Line: 1</p>	<p>Product Number : 50116737 Product Name : ULTRADUR® B4300G6 HR LS BK15045 POLYBUTYLENE TEREPHTHALATE 726KG Fibreboard IBC (11G)</p> <p>Vehicle : Batch/Lot : 0208840287 Manuf.Date : Apr-30-2020 Shipped Date : Shipped Quantity : 19,206.672 LB Delivery Date : Jun-11-2020 Order Number : 117491839 000010 Delivery Note : 144569935 900001</p>
---	---

Inspection Certificate 3.1 according to EN 10204

Characteristic	Result	UOM	----Specification----		Test Method
			Minimum	Maximum	
Moisture Content	0.00	%		0.05	ASTM D6869 / ISO 15512B
Viscosity Number for PBT, PSU and PES	106	ml/g	95	120	ISO1628 (Phenol/Dichlorb.
Ash / Filler Content	29.75	%	28.00	32.00	ASTM5630/ISO3451
Melt Flow Rate 265/2.16	13.25	g/10min	8.00		ASTM D1238A

Comments :
Results shown are the means of individual test values for those samples taken during production.

This product is approved to the following specification:

GMW16459-PBT-GF30

Thank you for choosing a BASF Product

The information contained herein is based either on analytical tests of samples or on statistical process data; it is intended solely for purposes of comparison with the established specifications for the product. Warranties of the product are exclusively as set forth in the applicable contract documents.

THIS CERTIFICATE OF ANALYSIS HAS BEEN PRODUCED ELECTRONICALLY AND IS VALID WITHOUT A SIGNATURE.



Section 11

Initial Process Studies



Capability Study

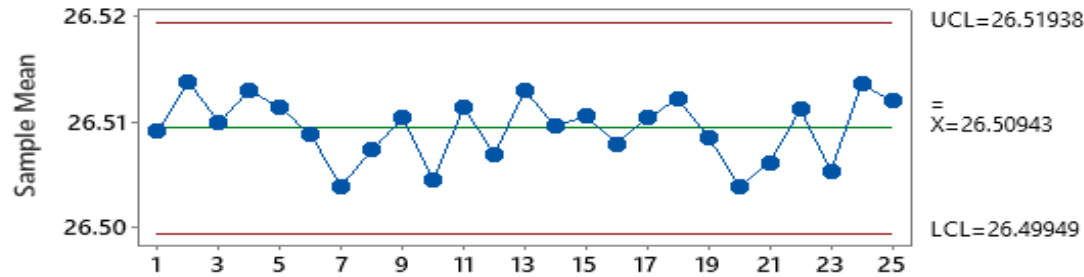
Part Number TE:	1-2296704-1	NP Customer:	1-2296704-1
Name NP:	2POS, MCON 1.2 CB REC 1p SL SEALED		

Folio Metrologia:	
DATE:	August 15, 2020

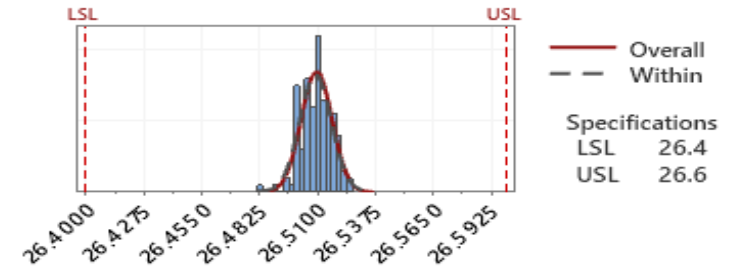
Standard Record:	2020-0855	Machine:	TBD	Nombre de la Estacion:	Ensamble			
Name Characteristic:	DISTANCIA			Work Center:	8620	Units:	MM	
Special Note / Comments:							Cpk	

Capability Study NP 1-2296704-1, WC-8620, Characteristic: Dim 1

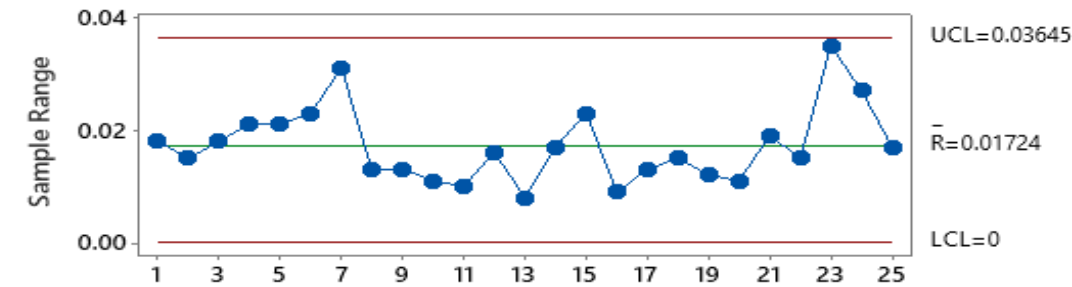
Xbar Chart



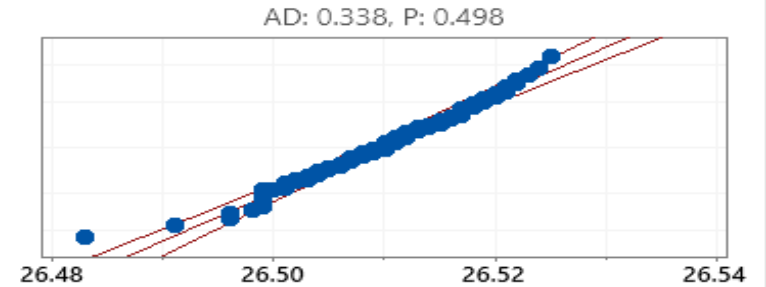
Capability Histogram



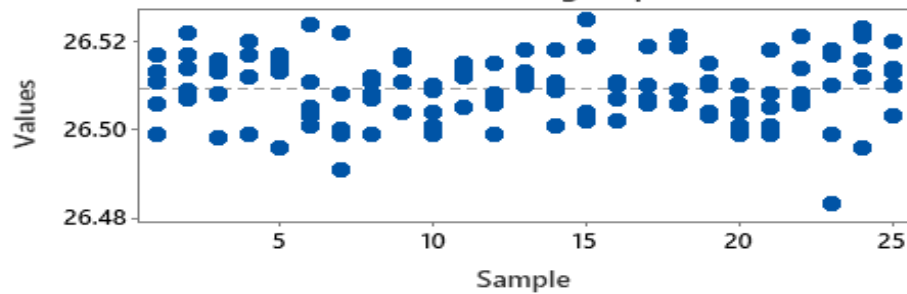
R Chart




Normal Prob Plot



Last 25 Subgroups



Capability Plot



The actual process spread is represented by 6 sigma.



Section 12

Qualified Laboratory Documentation

Certificate of Registration

QUALITY MANAGEMENT SYSTEM - IATF 16949:2016

This is to certify that:

TE Connectivity
Global Automotive Division
Americas North
Carretera Internacional, KM 1969
Guadalajara-Nogales Km 2
Empalme
Sonora
85340
Mexico

operates a Quality Management System which complies with the requirements of IATF 16949:2016 for the following scope:

Design and manufacture of electrical interconnecting devices.

For and on behalf of BSI:


Carlos Pitanga, Chief Operating Officer Assurance – Americas

BSI Certificate Number: 514458-003

IATF Number: 0315420



Certification Date: 2018-07-11

Latest Issue: 2018-07-11

Page: 1 of 2

...making excellence a habit.™

Expiry Date: 2021-07-10

This certificate remains the property of BSI and shall be returned immediately upon request.

An electronic certificate can be authenticated [online](http://www.bsigroup.com/ClientDirectory). Printed copies can be validated at www.bsigroup.com/ClientDirectory

To be read in conjunction with the scope above or the attached appendix.

Further clarifications regarding the scope of this certificate and the applicability of IATF 16949 requirements may be obtained by consulting the organization.

IATF Contracted Office: BSI Assurance UK Limited, registered in England under number 7805321 at 389 Chiswick High Road, London W4 4AL, UK.

Location

TE Connectivity
Global Automotive Division
Americas North
Carretera Internacional, KM 1969
Guadalajara-Nogales Km 2
Empalme
Sonora
85340
Mexico

Registered Activities

Manufacture of interconnecting devices.

Including the following remote support functions:

TE Connectivity
Global Automotive Division
Americas North
900 Wilshire Boulevard
Suite 150
Troy, MI 48084
Design and Development.

TE Connectivity
Global Automotive Division
Americas North
Fulling Mill Road
Middletown, PA 17057
Design and Development, Product Testing and Customer Service.

TE Connectivity
Global Automotive Division
Americas North
3800 Reidsville Road
Winston-Salem, NC 27102
Design and Development, Product Testing and Calibration, Business Office (Quote Process) and Purchasing.

TE Connectivity
Global Automotive Division
Americas North
20 Esna Park Drive
Markham, Ontario
L3R 1E1 Canada
Design and Development and product testing (optics lab)

TE Connectivity
Global Automotive Division
Americas North
2100 Paxton Street
Harrisburg, PA 17111
Provision of Product Testing to TE Connectivity Manufacturing Sites.

TE Connectivity North Carolina
Distribution Center
8000 Piedmont Triad Parkway
Greensboro, North Carolina 27409
Receiving Inspection, Storage / Inventory.

BSI Certificate Number: 514458-003

IATF Number: 0315420



Certification Date: 2018-07-11

Latest Issue: 2018-07-11

Expiry Date: 2021-07-10

Page: 2 of 2

This certificate remains the property of BSI and shall be returned immediately upon request.

An electronic certificate can be authenticated [online](http://www.bsigroup.com/ClientDirectory). Printed copies can be validated at www.bsigroup.com/ClientDirectory

To be read in conjunction with the scope above or the attached appendix.

Further clarifications regarding the scope of this certificate and the applicability of IATF 16949 requirements may be obtained by consulting the organization.

IATF Contracted Office: BSI Assurance UK Limited, registered in England under number 7805321 at 389 Chiswick High Road, London W4 4AL, UK.



Section 13

Appearance Approval Report

Not Applicable



Section 14

Sample Product

**Sent in separate package
(if required)**



Section 15

Master Sample

Retained at manufacturing location

Section 16

Checking Aids

Not Applicable



Section 17

Records of Compliance with Customer-Specific Requirements

Informe de la MDS

Sustancias de conjuntos y materiales

Este informe está reservado exclusivamente para uso interno de la industria del automóvil. La distribución a clientes que no pertenecen al sector de la automoción es una violación de las condiciones de uso, y no está permitida sin una autorización por escrito de DXC Technology. El análisis no está permitido.

1. Empresa y nombre de producto

1.1 Datos del proveedor

Nombre [ID]: **Tyco Electronics GAD [913]**

Número DUNS: -

Calle/Código postal: **Amperestr. 12-14**
Nac./Cód. postal/Ciudad: **DE 64625 Bensheim**

No. Proveedor: -

Persona de contacto: **IMDS Team (India)
Engineering Services**

- Teléfono: -

- N.º fax: -

- Dirección de correo electrónico: **imds@te.com**

1.2 Identificación del producto

N.º componente/artículo: **1-2296704-1**

Descripción: **Group Drawing, Plug Assembly, 2 Posn, MCON**

No. Reporte de muestra: -

Fecha de reporte de muestra: -

No. Orden de Compra: -

No. Factura de entrega: -

MDS Preliminar: **No**

ID/versión IMDS: **620395219 / 8**

ID de nodo: **946524387**

Estado de la MDS (Fecha de modificación): **Publicado internamente (31/07/2020)**

Informe de la MDS

Sustancias de conjuntos y materiales

No deben incluirse materiales que están sujetos a prohibiciones legales.
 Las sustancias peligrosas, formadas o liberadas durante su uso, también se deben declarar.
 Recuerde: La lista GADSL de sustancias que deben ser declaradas

2. Caracterización del componente

N.º componente/artículo: **1-2296704-1**






































































No. Reporte de muestra: -




























































Descripción: **Group Drawing, Plug Assembly, 2 Posn, MCON**

ID/versión IMDS: **620395219 / 8**

ID de nodo: **946524387**

Nivel de árbol	Descripción Descripción Nombre Nombre de la sustancia	N.º componente/artículo N.º artículo/mat. N.º material N.º CAS	 ID/versión IMDS	 Cantidad	 Peso [g]	 Porción [%]	 Porción (desde - hasta) [%]	Clasif. GADSL, SVHC	Marcado de componentes Reciclado (Consumidor/industr.) Aplicación [ID]
1	Group Drawing, Plug Assembly, 2 Posn, MCON	1-2296704-1	620395219 / 8		2.72				
2	Plug Housing, 2 Pos, Sealed, MCON, T4 Variant - Black	2301455-1	592715920 / 4	1	2.2				Sí
3	PBT-GF30	1573435-2	448749639 / 4		2.2			5.1.a	No

Nivel de árbol	 Descripción  Descripción  Nombre  Nombre de la sustancia	 N.º componente/artículo  N.º artículo/mat.  N.º material  N.º CAS	   ID/versión IMDS	 Cantidad	   Peso [g]	   Porción [%]	   Porción (desde - hasta) [%]	 Clasif.  GADSL, SVHC	 Marcado de componentes  Reciclado (Consumidor/industr.)  Aplicación [ID]	
└4	 GF-Fibre	 -				30				
└4	 Further Additives, not to declare	 system				5.5				
└4	 PBT	 -				64				
└4	 Carbon black	 1333-86-4				0.5				
└2	 2P MCON Sealed Female ISL - Blue	 2203636-4	465808963 / 7	1	0.27					 Sí
└3	 PBT-GF15	 704734-4 + 1-704402-1	309409743 / 5		0.27				 5.1.a	 No
└4	 PBT-GF15	 704734-4	98895942 / 3			97.5			 5.1.a	
└5	 GF-Fibre	 -				15				
└5	 Further Additives, not to declare	 system				1				
└5	 PBT	 -				84				
└4	 PBT Colorant Masterbatch	 1-704402-1	309095175 / 5			2.5	2 - 3		 5.1.b	
└5	 PBT	 -				56.428571	50 - 60			
└5	 Zinc sulphide	 1314-98-3				36.428571	30 - 40		 D / P	
└5	 Sustancias confidenciales	 *****				7.142857				
└2	 I-Bump Perimeter Seal Fem. 2 Pos. Sealed 1.2mm	 2289774-1	529972413 / 4	1	0.07					 No aplica
└3	 FVMQ	 B4112BR			0.07				 5.3	 No
└4	 FVMQ	 -				94.5	92 - 97			

Nivel de árbol	 Descripción  Descripción  Nombre  Nombre de la sustancia	 N.º componente/artículo  N.º artículo/mat.  N.º material  N.º CAS	   ID/versión IMDS	 Cantidad	   Peso [g]	   Porción [%]	   Porción (desde - hasta) [%]	 Clasif.  GADSL, SVHC	 Marcado de componentes  Reciclado (Consumidor/industr.)  Aplicación [ID]
└4	 VMQ	 -				4	3 - 5		
└4	 Calcium-carbonate	 471-34-1				0.5	0 - 1		
└4	 Synthetic iron oxide (Fe2O3)	 1332-37-2				0.5	0 - 1		
└4	 Carbon black	 1333-86-4				0.25	0 - 0.5		
└4	 Cerium-tetrahydroxide	 12014-56-1				0.25	0 - 0.5		
└2	 Front Loaded Sealed CPA - Red	 2138343-1	320209481 / 13	1	0.18				 No aplica
└3	 PBT-GF30	 17669-1 + 3-1573497-5	668311786 / 3		0.18			 5.1.a	 No
└4	 PBT-GF30	 17669-1	48049287 / 6			97.5		 5.1.a	
└5	 GF-Fibre	 -				30			
└5	 Further Additives, not to declare	 system				1			
└5	 PBT	 -				69			
└4	 PBT Masterbatch RAL3002 CARMINE RED	 3-1573497-5	668231210 / 1			2.5	2 - 3	 5.1.b	
└5	 PBT	 -				95.263158	90 - 100		
└5	 Sustancias confidenciales	 *****				4.736841			

Ésta es una copia no controlada de un documento creado por IMDS. Fin del informe.



Section 18

Part Submission Warrant

Part Submission Warrant

Part Name _____ Cust. Part Number _____
 Shown on Drawing Number _____ Org. Part Number _____
 Engineering Change Level _____ Dated _____
 Additional Engineering Changes _____ Dated _____
 Safety and/or Government Regulation Yes No Purchase Order No. _____ Weight (kg) _____
 Checking Aid Number _____ Checking Aid Engineering Change Level _____ Dated _____

ORGANIZATION MANUFACTURING INFORMATION

CUSTOMER SUBMITTAL INFORMATION

Organization Name and Supplier Code _____
 Street Address _____
 City _____ Region _____ Postal Code _____ Country _____

Customer Name/Division _____
 Buyer/Buyer Code _____
 Application _____

MATERIALS REPORTING

Has customer-required Substance of Concern information been reported
 Submitted by IMDS or other customer format Yes No NA

Are polymeric parts identified with appropriate ISO marking codes? Yes No NA

REASON FOR SUBMISSION (Check at least one)

Initial submission	Change to Optional Construction or Material
Engineering Change(s)	Sub-Supplier or Material Source Change
Tooling: Transfer, Replacement, Refurbishment, or additional	Change in Part Processing
Correction of Discrepancy	Parts Produced at Additional Location
Tooling Inactive > than 1 year	Other - please specify

REQUESTED SUBMISSION LEVEL (Check one)

- Level 1 - Warrant only (and for designated appearance items, an Appearance Approval Report) submitted to customer.
- Level 2 - Warrant with product samples and limited supporting data submitted to customer.
- Level 3 - Warrant with product samples and complete supporting data submitted to customer.
- Level 4 - Warrant and other requirements as defined by customer.
- Level 5 - Warrant with product samples and complete supporting data reviewed at supplier's manufacturing location.

SUBMISSION RESULTS

The results for dimensional measurement material and functional tests appearance criteria statistical process package
 These results meet all design record requirements: Yes No (If "No" - Explanation Required)
 Mold / Cavity / Production Process _____

DECLARATION

I affirm that the samples represented by this warrant are representative of our parts, which were made by a process that meets all Production Part Approval Process Manual 4th Edition Requirements. I further affirm that these samples were produced at the production rate of / hours
 I also certify that documented evidence of such compliance is on file and is available for review. I have noted any deviations from this declaration below.

EXPLANATION/COMMENTS

Is each Customer Tool properly tagged and numbered? Yes No NA

Organization Authorized Signature *Pablo Guillermo Jimenez* Date _____

Print Name _____ Phone No. _____ Fax _____

Title _____ Email _____

FOR CUSTOMER USE ONLY (IF APPLICABLE)

PPAP Warrant Disposition : Approved Rejected Other _____

Customer Signature _____ Date _____

Print Name _____ Customer Tracking Number (optional) _____



Section 18a

Bulk Material Requirements



Not Applicable