

ECN/PCN No.: M1230

For Manufacturer			
Product Description: RJ45, 2x2 Multi Port, 100/1000/2.5G/5G Base-T Magnetics Module	Abracon Part Number / Part Series: ARJM22 series	<input type="checkbox"/> Documentation only <input checked="" type="checkbox"/> ECN <input type="checkbox"/> EOL	<input type="checkbox"/> Series <input checked="" type="checkbox"/> Part Number(s)
Affected Revision: <p style="text-align: center;">A</p>	New Revision: <p style="text-align: center;">B</p>	Application:	<input type="checkbox"/> Safety <input checked="" type="checkbox"/> Non-Safety

Prior to Change:

Electrical Specifications

Parameters	Minimum	Typical	Maximum	Units	Notes
Turn Ratio (±3%)	1CT:1CT				100kHz, 0.1V
Inductance	350			μH	100kHz, 0.1V, 8mADC
	200				For 2.5G Base-T only
	160				For 5G Base-T only
Leakage Inductance			0.5	μH	100kHz, 0.1V
			0.3		For 2.5G Base-T and 5G Base-T
DC Resistance			1.5	Ω	
Hipot	2250			VDC	1mA Max Complies with IEEE 802.3
Operating Temperature	-40		+85	°C	See options
Storage Temperature	-40		+85	°C	
100 Base-T					
Insertion Loss	-1.1			dB	0.5-100MHz
Return Loss			-18	dB	0.5-30MHz
			$-18+20\log(f/30)^*$		30.1-60MHz
			-12		60.1-80MHz
Crosstalk			-35	dB	0.5-40MHz
			$-33+20\log(f/50)^*$		40.1-100MHz
CMRR			-30	dB	0.5-100MHz
1000 Base-T					
Insertion Loss	-1.1			dB	0.5-100MHz
Return Loss			-18	dB	0.5-40MHz
			$-12+20\log(f/80)^*$		40.1-100MHz
Crosstalk			-35	dB	0.5-40MHz
			$-33+20\log(f/50)^*$		40.1-100MHz
CMRR			-30	dB	0.5-100MHz
2.5G Base-T					
Insertion Loss	-0.5			dB	1-50MHz
	-1.0				50-125MHz
Return Loss			-20	dB	1-40MHz
			$-20+15\log(f/40)^*$		40-200MHz
Crosstalk			-30	dB	25-125MHz
5G Base-T					
Insertion Loss	-0.5			dB	1-50MHz
	-1.0				50-125MHz
	-2.0				125-250MHz
Return Loss			-20	dB	1-40MHz
			$-20+15\log(f/40)^*$		40-250MHz

Crosstalk			-30	dB	1-125MHz
			-25		125-250MHz

Part Number Identification

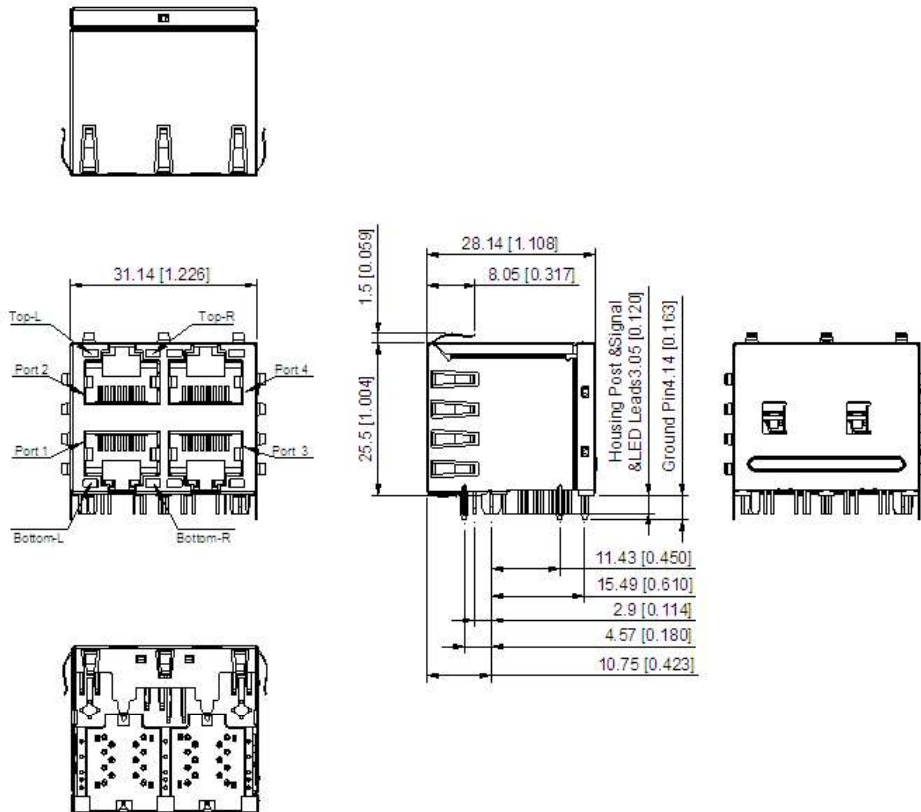
ARJM22 - - - -

ARJM22

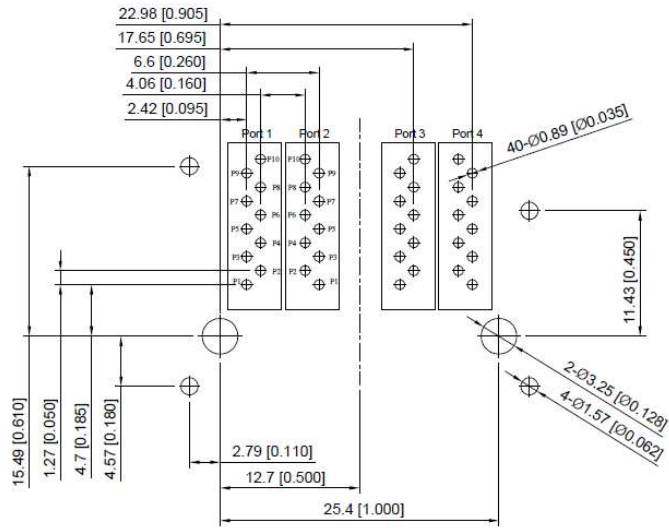
EMI Finger	Schematics	Left LED color	Right LED color	Operating Temperature	Gold Plating
A1: w/ EMI Finger	A12: 100 Base-T 547: 1000 Base-T 805: 2.5G Base-T 811: 5G Base-T	N: No LED A: Green B: Yellow	N: No LED A: Green B: Yellow	CW: 0 ~ 70 °C EW: -40 ~ 85 °C	2: 6u"

See Mechanical Dimension Section for Details

See Schematic Section for Details

Mechanical Dimensions
A1: 2 x 2, w/ EMI Fingers


1000Base-T w/o LEDs



After Change:
Electrical Specifications

Parameters	Minimum	Typical	Maximum	Units	Notes
Turn Ratio ($\pm 3\%$)	1CT:1CT				100kHz, 0.1V
Inductance	350			μH	100kHz, 0.1V, 8mADC
Hipot	1500			V _{rms}	1mA Max Complies with IEEE 802.3
Operating Temperature	-40		+85	$^{\circ}\text{C}$	See options
Storage Temperature	-40		+85	$^{\circ}\text{C}$	
100 Base-T					
Insertion Loss	-1.0			dB	1-65MHz
Return Loss			-20	dB	1-10MHz
			-16		10-30MHz
			-12		30-60MHz
			-10		60-100MHz
Crosstalk			-40	dB	1-30MHz
			-35		30-60MHz
			-30		60-100MHz
CMRR			-30	dB	1-50MHz
			-20		50-100MHz
1000 Base-T					
Insertion Loss	-1.1			dB	0.5-100MHz
Return Loss			-18	dB	0.5-40MHz
			$-12+20\log(f/80)^{\dagger}$		40.1-100MHz
Crosstalk			-35	dB	0.5-40MHz
			$-33+20\log(f/50)^{\dagger}$		40.1-100MHz
CMRR			-30	dB	0.5-100MHz

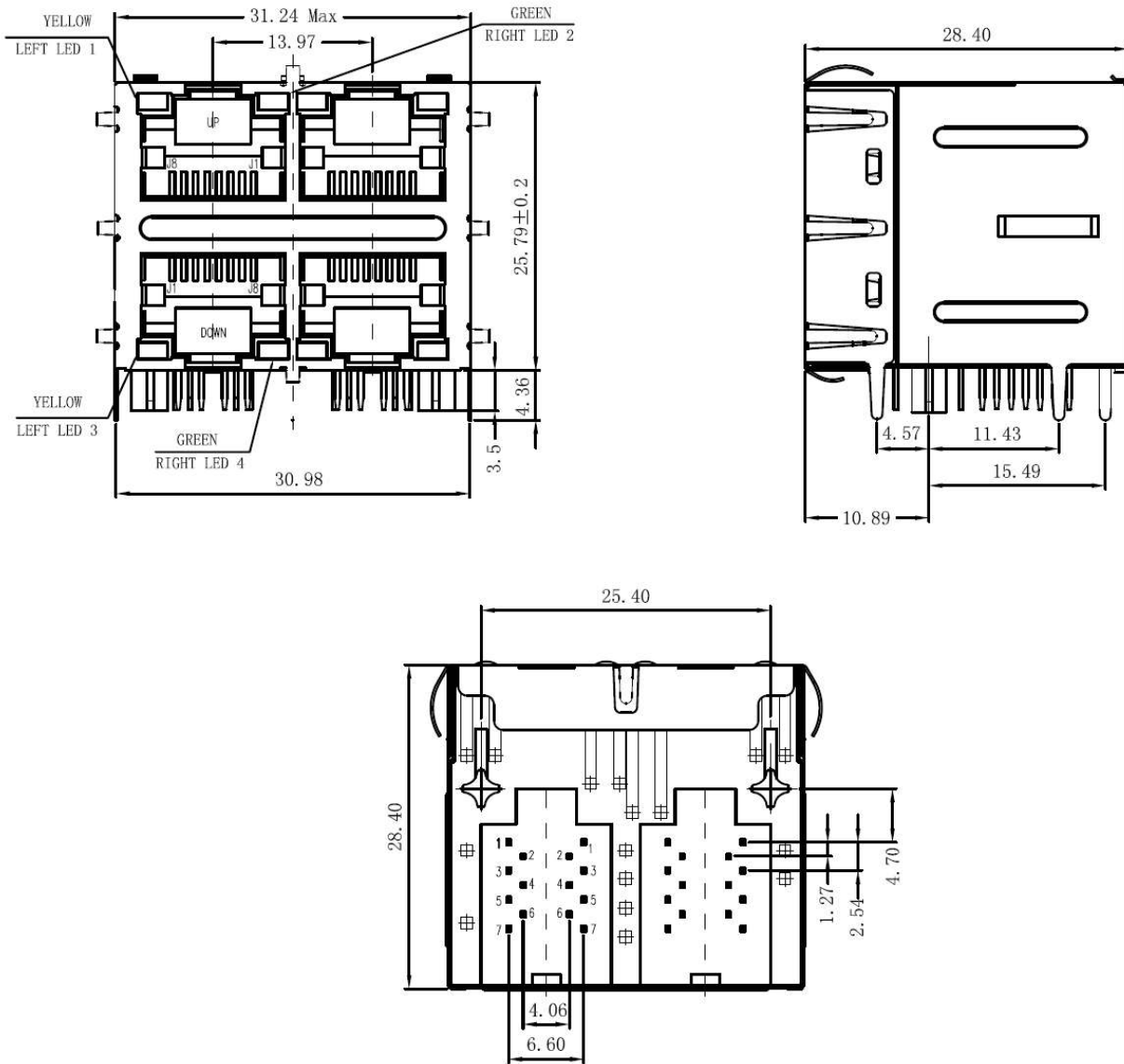
Part Number Identification

ARJM22 [] - [] - [] [] - [] []



Mechanical Specifications

A1: 2 x 2, w/ EMI Fingers



Dimensions are in mm. Unless otherwise noted, tolerance is ± 0.25 mm.

Cause/Reason for Change:

Moving to new production line.

There is a partial EOL is associated with this ECN. (Refer to Partial ECN-EOL #M1230 ARJM22 Series:
<https://abracon.com/downloads/ECN-PCN/Partial-ECN-EOL-M1230-ARJM22-Series.pdf>.)

Change Plan
Effective Date:

3/19/2021

Additional Remarks:
Change Declaration:

Changes described in this document do not adversely affect the products form, fit or function.

Issued Date:

3/19/2021

Issued By:
Gerald Capwell
Issued Department:

Engineering

Approval:
Syed Raza
Engineering VP

Approval:
Reuben Quintanilla
Quality Director

Approval:
Ying Huang
Purchasing Director

For Abracon EOL only
Last Time Buy (if applicable):
Alternate Part Number / Part Series:
Additional Approval:
Additional Approval:
Additional Approval:
Customer Approval (If Applicable)
Qualification Status:
 Approved Not accepted

Note: It is considered approved if there is no feedback from the customer 1 month after ECN/PCN is released.
Customer Part Number:
Customer Project:
Company Name:
Company Representative:
Representative Signature:
Customer Remarks: