

Data Sheet | Item Number: 2016-402

Jumper; 2-way; insulated; light gray

<https://www.wago.com/2016-402>



Color: ■ light gray

Similar to illustration

Electrical data

Ratings per IEC/EN

| | |
|-------------------------|-------|
| Nominal voltage (III/3) | 800 V |
| Rated current | 76 A |

Ex information

| | |
|-------------------------|------|
| Rated current (Ex e II) | 65 A |
|-------------------------|------|

Physical data

| | |
|-------------------|------------------------|
| Width | 21.4 mm / 0.843 inches |
| Height | 4.1 mm / 0.161 inches |
| Depth | 23 mm / 0.906 inches |
| Jumper assignment | 1-2 |

Material data

Note (material data)

[Information on material specifications can be found here](#)

| | |
|-----------------------------|------------------|
| Color | light gray |
| Insulation material | Polyamide (PA66) |
| Flammability class per UL94 | V0 |
| Fire load | 0.019 MJ |
| Weight | 4.9 g |

Commercial data

| | |
|-----------------------|---------------|
| Product Group | 22 (TOPJOB S) |
| eCl@ss 10.0 | 27-14-11-40 |
| eCl@ss 9.0 | 27-14-11-40 |
| ETIM 8.0 | EC000489 |
| ETIM 7.0 | EC000489 |
| PU (SPU) | 25 pcs |
| Packaging type | Bag |
| Country of origin | DE |
| GTIN | 4055143702072 |
| Customs tariff number | 85366990990 |

Environmental Product Compliance

| | |
|------------------------|-------------------------|
| RoHS Compliance Status | Compliant, No Exemption |
|------------------------|-------------------------|

Approvals / Certificates

Declarations of conformity and manufacturer's declarations



| Approval | Standard | Certificate Name |
|-------------------------------|----------|------------------|
| Railway WAGO GmbH & Co. KG | - | Railway Ready |

Downloads

Environmental Product Compliance

| Compliance Search |
|---|
| Environmental Product Compliance 2016-402 ↓ |

Documentation

| Additional Information |
|--|
| Technical Section pdf 2142.18 KB ↓ |

| Bid Text | | | |
|----------|------------|--------------|-------------------|
| 2016-402 | 19.02.2019 | xml 2.51 KB | ↓ |
| 2016-402 | 28.04.2017 | doc 23.50 KB | ↓ |



CAD/CAE-Data

| CAD data |
|---|
| 2D/3D Models 2016-402 ↓ |

| CAE data |
|--|
| EPLAN Data Portal 2016-402 ↓ |
| WSCAD Universe 2016-402 ↓ |
| ZUKEN Portal 2016-402 ↓ |

Installation Notes


Commoning



Insert push-in type jumper bar and push down until it hits backstop.

Removing a push-in type jumper bar:
Insert the operating tool between the jumper and partition wall of the dual jumper slots, then lift up the jumper.
Place the operating tool in the center of jumpers for up to five contacts (see above), or alternately on both sides for jumpers with more than five contacts.




Commoning



Custom jumpers are created by breaking and removing jumper contacts (2000, 2001, 2002, 2004 Series).

Marking with a felt-tip pen.

Commoning



Stepping down via push-in type jumper bar.

Stepping down via push-in type jumper bar:
Commoning via closed terminal side with end plate allows jumpering over two cross-section sizes, e.g., from 16 mm² (6 AWG) to 6 mm² (10 AWG) or from 6 mm² (10 AWG) to 2.5 mm² (14 AWG) (see illustration above).

Stepping down via push-in type jumper bar:
Commoning via open terminal side with end plate allows jumpering over two cross-section sizes for 16 mm² (6 AWG) and 10 mm² (8 AWG) and one cross-section size for 6/4/2.5 mm² (10/12/14 AWG).
An example: from 16 mm² (6 AWG) to 6 mm² (10 AWG) (see illustration above) or from 10 mm² (8 AWG) to 4 mm² (12 AWG).

Note:
The total current of the outgoing circuits must not exceed the nominal current of the step-down jumper/push-in type jumper bar.