

HLMP-0103

T-1-3/4 (5 mm) Panel Mount Clip and Retaining Ring

Description

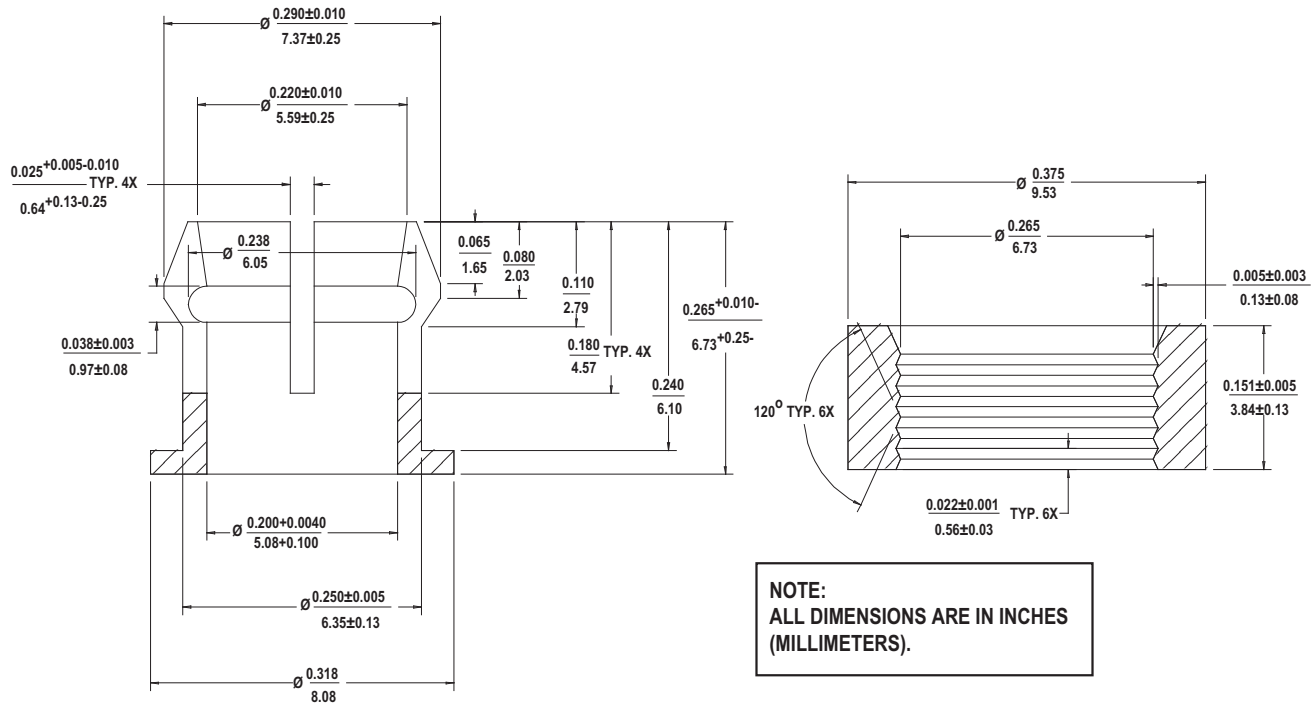
The Broadcom[®] HLMP-0103 is a black plastic mounting clip and retaining ring. It is designed to panel mount Broadcom high-profile T-1-3/4 size lamps. This clip and ring combination is intended for installation in instrument panels from 1.52 mm (0.060 in.) to 2.67 mm (0.105 in.) thick. For panels greater than 2.67 mm (0.105 in.), counterboring may be needed to the required thickness.

Mounting Instructions

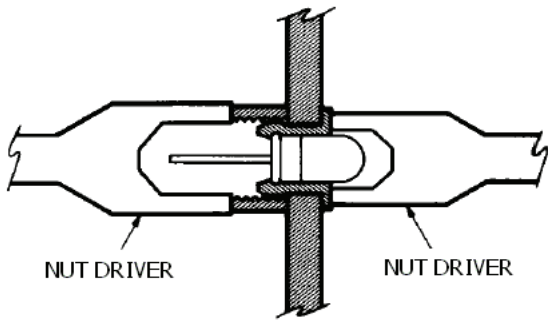
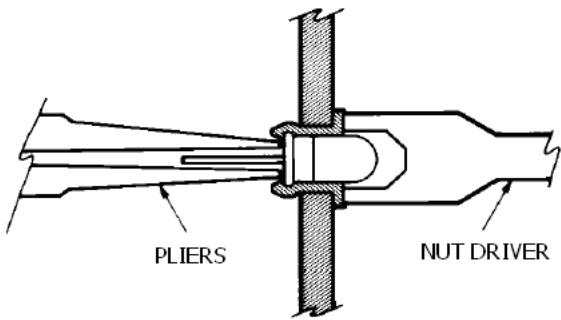
1. Drill a 6.45/6.63 (0.254/0.261 in.) diameter hole in the panel. Deburr but do not chamfer the edges of the hole.
2. Press the panel clip into the hole from the front of the panel.
3. Press the LED into the clip from the back. Use blunt long nose pliers to push on the LED. Do not use force on the LED leads. A tool, such as a nut driver, may be used to press on the clip.
4. Slip a plastic retaining ring onto the back of the clip and press tight using tools such as two nut drivers.

See the following figure.

Package Dimensions



Mounting Instructions



Broadcom, the pulse logo, Connecting everything, Avago Technologies, Avago, and the A logo are among the trademarks of Broadcom and/or its affiliates in the United States, certain other countries and/or the EU.

Copyright © 2007–2018 Broadcom. All Rights Reserved.

The term “Broadcom” refers to Broadcom Limited and/or its subsidiaries. For more information, please visit www.broadcom.com.

Broadcom reserves the right to make changes without further notice to any products or data herein to improve reliability, function, or design. Information furnished by Broadcom is believed to be accurate and reliable. However, Broadcom does not assume any liability arising out of the application or use of this information, nor the application or use of any product or circuit described herein, neither does it convey any license under its patent rights nor the rights of others.

