













This item includes:

 Item No.: 221-412 Splicing connector with levers; for all conductor types; max. 4 mm ² ; 2-conductor; with levers; transparent housing; Surrounding air temperature: max 85°C (T85); 4,00 mm ² ; transparent	 Item No.: 221-413 Splicing connector with levers; for all conductor types; max. 4 mm ² ; 3-conductor; with levers; transparent housing; Surrounding air temperature: max 85°C (T85); 4,00 mm ² ; transparent	 Item No.: 221-415 Splicing connector with levers; for all conductor types; max. 4 mm ² ; 5-conductor; with levers; transparent housing; Surrounding air temperature: max 85°C (T85); 4,00 mm ² ; transparent	 Item No.: 2273-202 PUSH WIRE® splicing connector; for solid conductors; max. 2.5 mm ² ; 2-conductor; transparent housing; white cover; Surrounding air temperature: max 60°C (T60); 2,50 mm ² ; transparent
 Item No.: 2273-203 PUSH WIRE® splicing connector; for solid conductors; max. 2.5 mm ² ; 3-conductor; transparent housing; orange cover; Surrounding air temperature: max 60°C (T60); 2,50 mm ² ; transparent	 Item No.: 2273-204 PUSH WIRE® splicing connector; for solid conductors; max. 2.5 mm ² ; 4-conductor; transparent housing; red cover; Surrounding air temperature: max 60°C (T60); 2,50 mm ² ; transparent	 Item No.: 2273-205 PUSH WIRE® splicing connector; for solid conductors; max. 2.5 mm ² ; 5-conductor; transparent housing; yellow cover; Surrounding air temperature: max 60°C (T60); 2,50 mm ² ; transparent	 Item No.: 2273-208 50 PUSH WIRE® splicing connector; for solid conductors; max. 2.5 mm ² ; 8-conductor; transparent housing; light gray cover; Surrounding air temperature: max 60°C (T60); 2,50 mm ² ; transparent
 Item No.: 2273-500 2 Mounting carrier; for single- and double-row con.; 2273 Series; for DIN-35 rail mounting/screw mounting; orange	 Item No.: 221-500 2 Mounting carrier; 221 Series - 4 mm ² ; for DIN-35 rail mounting/screw mounting; orange		

Notes

Safety management note

NOTICE: Observe installation and safety instructions!

- **Only to be used by electricians!**
- Do not work under voltage/load!
- Use only for proper use!
- Observe national regulations/standards/guidelines!
- Observe technical specifications for the products!
- Observe the number of permissible potentials!
- Do not use damaged/dirty components!
- Observe conductor types, cross-sections and strip lengths!
- Insert conductor until it hits the product's backstop!
- Use original accessories!

To be sold only with installation instructions!

Physical data

Width	445 mm / 17.519 inches
Height	118 mm / 4.646 inches
Depth	358 mm / 14.094 inches

Material data

Note (material data)	Information on material specifications can be found here
Fire load	28.433 MJ
Weight	3575.7 g

Commercial data

ETIM 8.0	EC000446
ETIM 7.0	EC000446
PU (SPU)	1 pcs
Packaging type	Box
Country of origin	DE
GTIN	4055144078831
Customs tariff number	85369010000

Environmental Product Compliance

RoHS Compliance Status	Compliant, No Exemption
------------------------	-------------------------

Downloads**Environmental Product Compliance****Compliance Search**

Environmental Product
Compliance 887-926

