

Surge Protective Device Module **multicomp** PRO

RoHS
Compliant



Description

Surge protective device module (SPD-M) is an onboard lightning protection module that integrates functions, such as thermal protection, overvoltage protection, and remote signaling, and others. A single module can meet common-mode, differential-mode or full-mode protection requirements.

SPD-M, an integrated solution, can simplify the design and selection of surge protection modules for users, and is suitable for surge protection of low-voltage AC or DC power supply equipment. Surge protective device module (SPD-M) has the characteristics of small board space, high level of integration, and complete protection functions and solutions.

Approvals

UL1449 4th Edition
TUV IEC/EN 61643-11

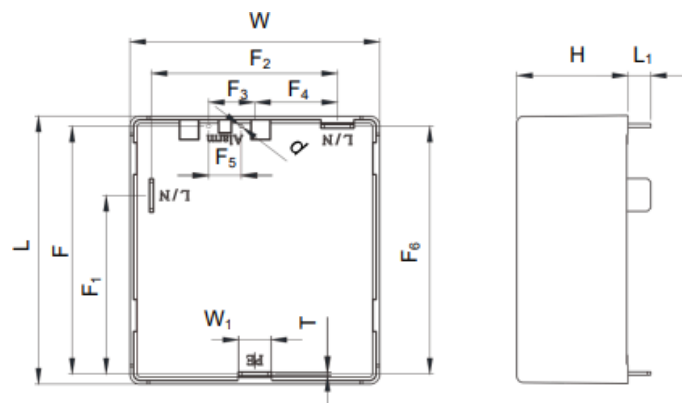
Applications

- Telecom Equipment
- AC / DC Power Supply
- Uninterruptable Power Supply (UPS)
- Surge Protective Device (SPD)

Features

- High Reliability
- Small Size
- Combination Technology of ATCO, MOV and GDT
- Comply with UL 1449 / IEC 61643-11
- Differential-mode / Common-mode Protection

Diagram



L	L ₁	W	W ₁	H	T	d	F	F ₁	F ₂	F ₃	F ₄	F ₅	F ₆
41 ±1	3.5 ±1	38.5 ±1	5 ±0.5	17 ±1	0.5 ±0.05	0.5 ±1	38 ±1	27.5 ±1	28.6 ±1	7 ±1	13 ±1	5 ±1	38 ±1

Dimensions : Millimetres

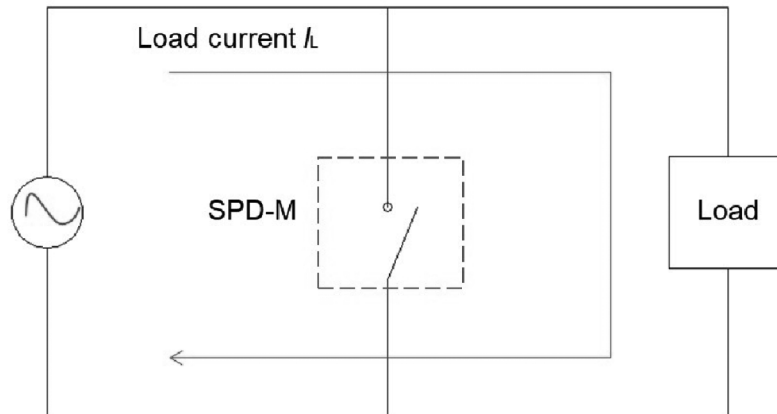
Newark.com/multicomp-pro
Farnell.com/multicomp-pro
sg.element14.com/b/multicomp-pro

multicomp PRO

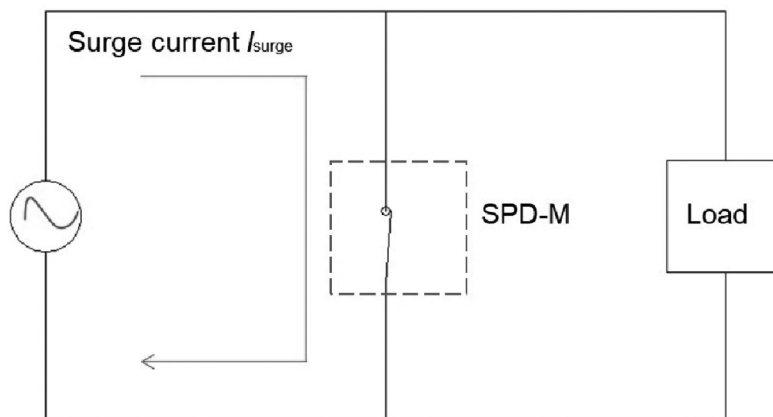
Surge Protective Device Module **multicomp** PRO

Operation Principle

SPD-M is equivalent to open circuit when the circuit without surge (Impedance > 100 MΩ)



When a surge invades the circuit, the SPD-M circuit mutates to a low impedance, releasing the surge current into the ground



Surge Protective Device Module **multicomp** PRO

Glossary

Item	Description
U_p	Voltage Protection Level Maximum voltage to be expected at the SPD terminals due to an impulse stress with defined voltage steepness and an impulse stress with a discharge current with given amplitude and wave shape.
8/20 μ s	8/20 Current Impulse Current impulse with a nominal virtual front time of 8 μ s and a nominal time to half-value of 20 μ s.
1.2/50 μ s	1.2/50 Voltage Impulse Voltage impulse with a nominal virtual front time of 1.2 μ s and a nominal time to half-value of 50 μ s.
U_c	Maximum Continuous Operating Voltage Maximum r.m.s. voltage, which may be continuously applied to the SPD's mode of protection.
I_n	Nominal Discharge Current Crest value of the current through the SPD having a current waveshape of 8/20
I_{imp}	Impulse Discharge Current for Class I Test Crest value of a discharge current through the SPD with specified charge transfer Q and specified energy W/R in the specified time.
I_{max}	Maximum Discharge Current Crest value of a current through the SPD having an 8/20 waveshape and magnitude according to the manufacturers specification. I_{max} is equal to or greater than I_n .
Modes of protection	Modes of protection An intended current path, between terminals that contains protective components, e.g. line-to-line, line-to-earth, line-to-neutral, neutral-to-earth.
I_p	Degree of protection of enclosure Classification preceded by the symbol IP indicating the extent of protection provided by an enclosure against access to hazardous parts, against ingress of solid foreign objects and possibly harmful ingress of water
TCO	Thermal-Link A non-resettable device incorporating a THERMAL ELEMENT which will open a circuit once only when exposed for a sufficient length of time to a temperature in excess of that for which it has been designed.
ATCO	Alloy Thermal-Link Alloy Type Thermal-Link, Alloy is the thermal element.

Surge Protective Device Module **multicomp** PRO

Specification Table

Model	Max. Continuous Operating Voltage		Nominal Discharge Current (8/20 μ s)	Max. Discharge Current (8/20 μ s)	Voltage Protection Level	Response Time	External Overcurrent Protection
	U _s		I _n	I _{max}	U _p		
	(VAC)	(VDC)	(kA)	(kA)	(V)	(ns)	(A)
MPSM34S241P2NBA	150	--	20	40	800	<25	32
MPSM34S271P2NBA	175				1500		
MPSM34S441P2NBA	275				1500		
MPSM34S471P2NBA	300				800	<100	
MPSM34S511P2NBA	320				800		
MPSM34S241P2GBA	150				1500		
MPSM34S271P2GBA	125				1500		
MPSM34S431P2GBA	275				1500		
MPSM34S471P2GBA	300				1500		
MPSM34S511P2GBA	320				1500		

Note:

a: Recommended External Circuit Breaker Model C 10 A, Curve C.

Part Number Table

Description	Part Number
SPD Module, 5kA, 150V AC	MPSM34S241P2NBA
SPD Module, 5kA, 175V AC	MPSM34S271P2NBA
SPD Module, 5kA, 275V AC	MPSM34S431P2NBA
SPD Module, 5kA, 300V AC	MPSM34S471P2NBA
SPD Module, 5kA, 320V AC	MPSM34S511P2NBA
SPD Module, 5kA, 150V AC	MPSM34S241P2GBA
SPD Module, 5kA, 175V AC	MPSM34S271P2GBA
SPD Module, 5kA, 275V AC	MPSM34S431P2GBA
SPD Module, 5kA, 300V AC	MPSM34S471P2GBA
SPD Module, 5kA, 320V AC	MPSM34S511P2GBA

Important Notice : This data sheet and its contents (the "Information") belong to the members of the AVNET group of companies (the "Group") or are licensed to it. No licence is granted for the use of it other than for information purposes in connection with the products to which it relates. No licence of any intellectual property rights is granted. The Information is subject to change without notice and replaces all data sheets previously supplied. The Information supplied is believed to be accurate but the Group assumes no responsibility for its accuracy or completeness, any error in or omission from it or for any use made of it. Users of this data sheet should check for themselves the Information and the suitability of the products for their purpose and not make any assumptions based on information included or omitted. Liability for loss or damage resulting from any reliance on the Information or use of it (including liability resulting from negligence or where the Group was aware of the possibility of such loss or damage arising) is excluded. This will not operate to limit or restrict the Group's liability for death or personal injury resulting from its negligence. Multicomp Pro is the registered trademark of Premier Farnell Limited 2019.

Newark.com/multicomp-pro
 Farnell.com/multicomp-pro
 sg.element14.com/b/multicomp-pro

multicomp PRO