



## Oscar 65

4x4 MIMO 600-8000 MHz Panel Antenna for 5G, LTE, ISM & Wi-Fi 7



### Key Features

- Supports multi-band 5G, 4G LTE, 3G UMTS, and 2G GSM
- LTE Cat M and NB-IoT compatible
- Dual-band Wi-Fi 2.4 GHz & 5 GHz and Wi-Fi 6e/7 support
- ISM, LoRa, and 2.4 GHz coverage
- High isolation between MIMO ports to minimise interference
- Wall and pole mounting options

### General Description

The Oscar 65 is a high-performance directional MIMO panel antenna, designed for comprehensive multi-band communication across 5G, LTE, Wi-Fi, and ISM frequencies. Covering a wide frequency range from 600 MHz to 8000 MHz, the Oscar 65 is ideal for both indoor and outdoor installations where reliable, high-speed connectivity is essential.

Equipped with four ports for 4x4 MIMO, the Oscar 65 enhances data throughput and network capacity, making it suitable for IoT deployments, public wireless networks, and demanding industrial applications. Built with a durable ASA radome, this antenna is engineered to withstand tough outdoor conditions, ensuring long-term performance.

The Oscar 65 is available with SMA female or N-Type female connectors to support varied installation requirements.

### Typical Applications

- 5G and LTE coverage extension in urban and rural areas
- Industrial IoT connectivity
- In-building LTE coverage support
- Smart city public Wi-Fi and cellular networks
- Agricultural IoT networks
- Environmental monitoring system

Wall/Pole	5G New Radio	4G LTE	3G UMTS	2G GSM
LTE M	LTE NB-IoT	IEEE 802.15.4	ISM 2.4G	ISM 5.8G
ISM 433	ISM 868	ISM 915	WiFi 2.4G & 5G	WiFi 6 802.11ax
WiFi 6e 802.11ax	WiFi 7 802.11be	WLAN 2400	WLAN 5800	



## Oscar 65

4x4 MIMO 600-8000 MHz Panel Antenna for 5G, LTE, ISM & Wi-Fi 7

### Electrical Specifications

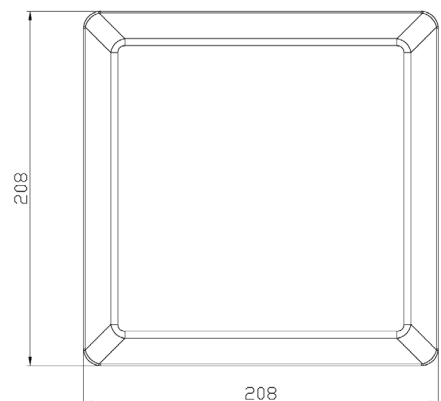
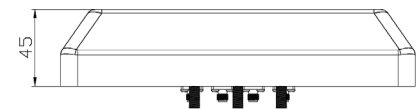
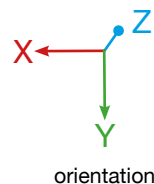
Nominal Impedance:	50 Ohm
Polarisation:	Linear
Frequency Range:	600-960 MHz, 1650-2690 MHz, 2690-3800 MHz, 3800-8000 MHz
Isolation:	>15 dB for 600-960 MHz, >20 dB for 1650-2690 MHz, >28 dB for 2690- 3800 MHz, >30 dB for 3800-8000 MHz
Max input power:	50 Watts
Ground plane independent:	Yes

### Environmental Specifications

Operating temperature range:	-30 °C to +70 °C
Storage temperature range:	-40 °C to +85 °C

### Mechanical Specifications

Dimensions:	208 mm x 208 mm x 45 mm
Weight:	1.2 kg (including mount kit)
Connector:	SMA Female (4 ports) or N-Type Female
Mounting method:	Wall or Pole Mount
Housing materials:	ASA UV-stable, White

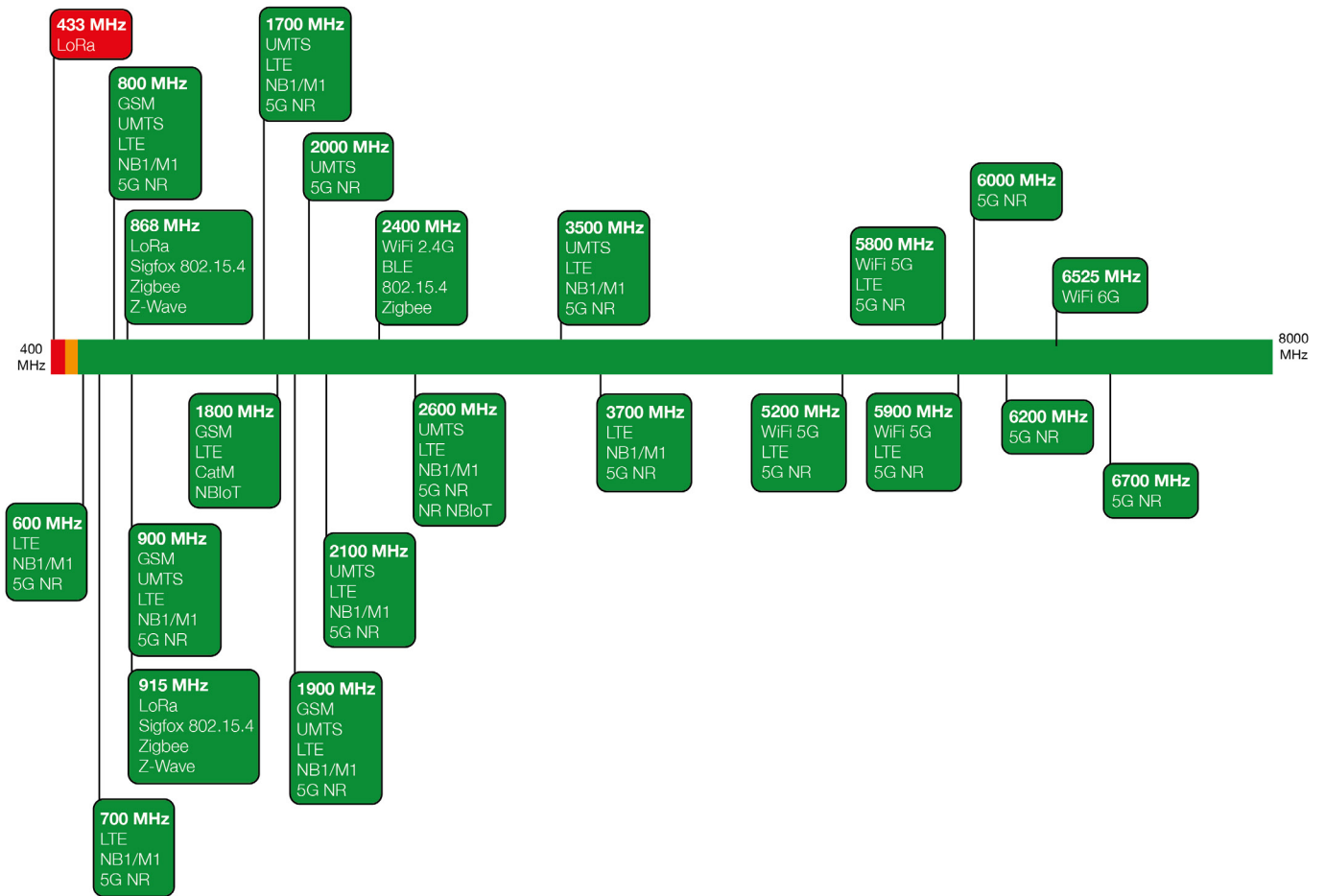




## Oscar 65

4x4 MIMO 600-8000 MHz Panel Antenna for 5G, LTE, ISM & Wi-Fi 7

### Spectrum Coverage



● Suitable band

● Adequate band in good signal conditions

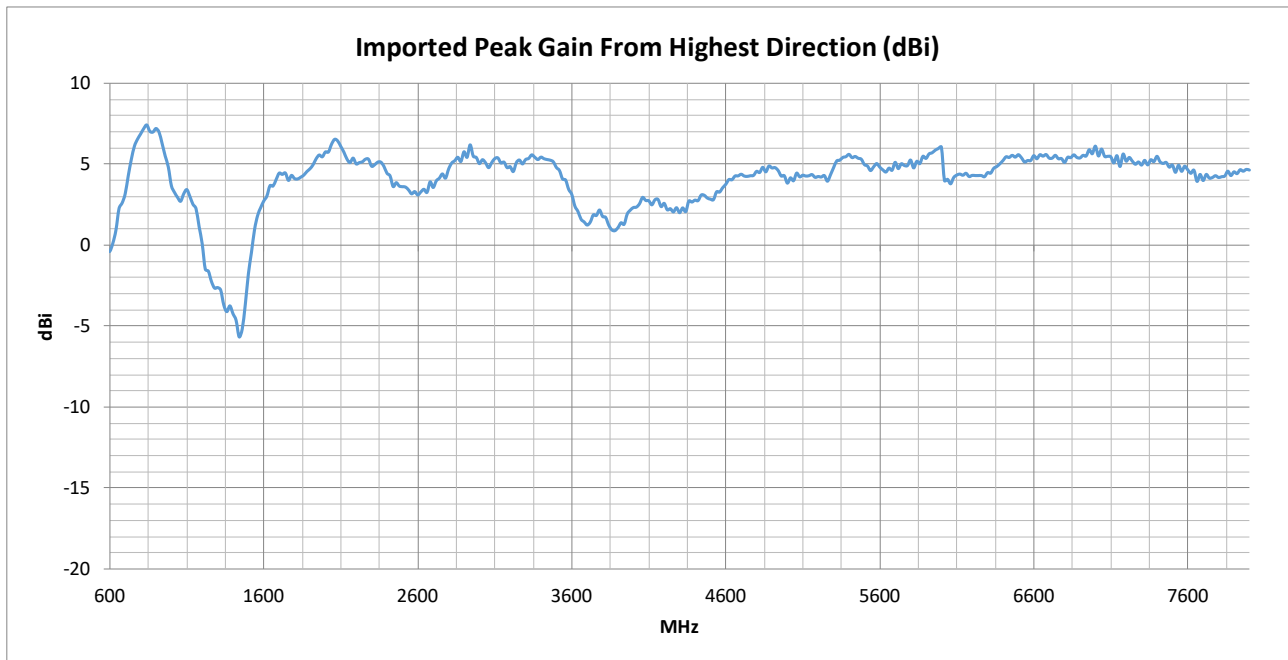
● Likely to be unsuitable



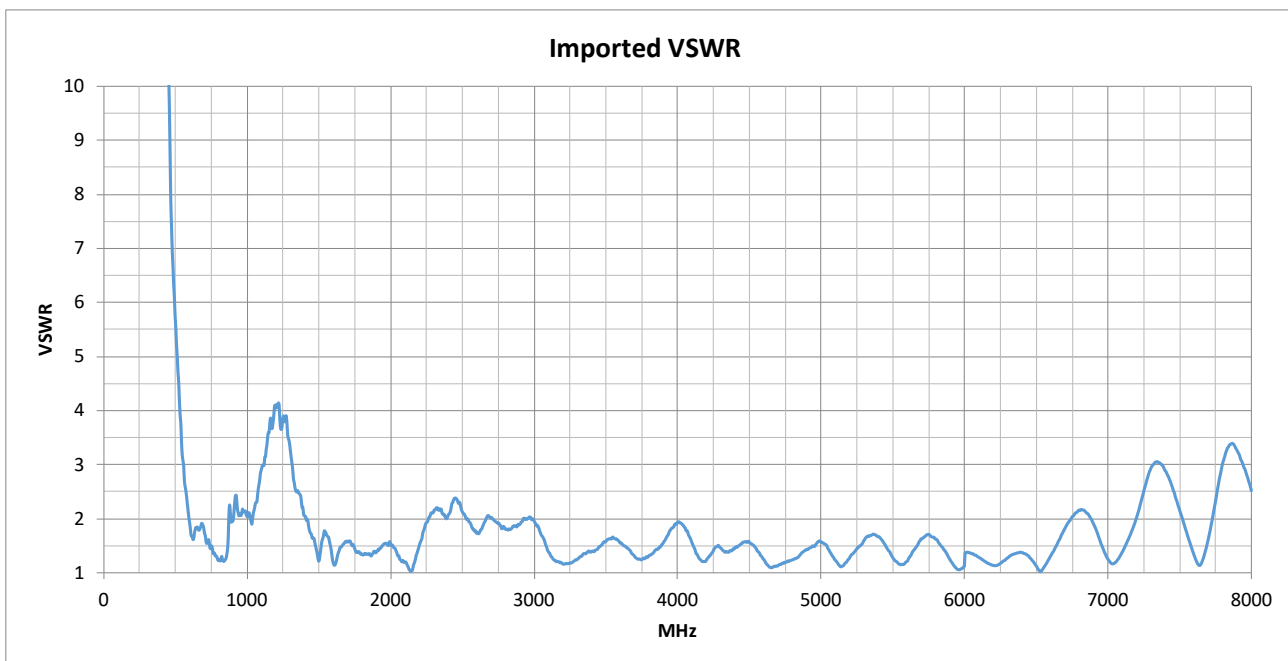
## Oscar 65

4x4 MIMO 600-8000 MHz Panel Antenna for 5G, LTE, ISM & Wi-Fi 7

### Peak Gain vs. Frequency



### VSWR

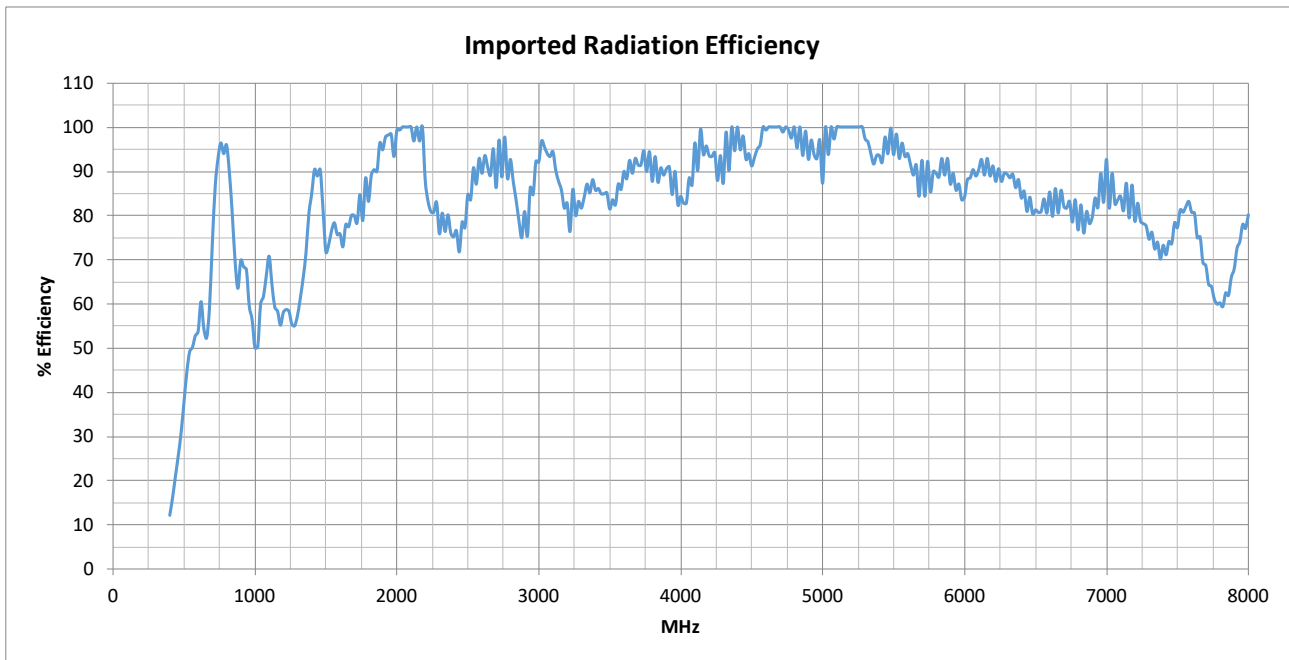




## Oscar 65

4x4 MIMO 600-8000 MHz Panel Antenna for 5G, LTE, ISM & Wi-Fi 7

### Radiation Efficiency





## Oscar 65

4x4 MIMO 600-8000 MHz Panel Antenna for 5G, LTE, ISM & Wi-Fi 7

### Usable Cellular Frequency Support (450 MHz – 2100 MHz)

	450	600	700	800	850	900	1500	1600	1700	1800	1900	2000	2100
GSM Bands:					●	●				●	●		
UMTS Bands:		●	●	●	●	●	●		●	●	●		●
LTE Bands:	●	●	●	●	●	●	●	●	●	●	●	●	●
LTE Cat M Bands:	●	●	●	●	●	●	●	●	●	●	●		●
LTE Cat NB Bands:	●	●	●	●	●	●	●	●	●	●	●	●	●
5G NR Bands:	●	●	●	●	●	●	●	●	●	●	●	●	●
NR Cat NB Bands:	●	●	●	●	●	●	●			●	●	●	●
NTN Bands:								●				●	●

### Usable Cellular Frequency Support (2300 MHz – 6700 MHz)

	2300	2400	2500	2600	3300	3500	3700	4700	5200	5900	6000	6200	6700
GSM Bands:													
UMTS Bands:				●		●							
LTE Bands:	●	●	●	●	●	●	●		●	●			
LTE Cat M Bands:	●		●	●		●	●						
LTE Cat NB Bands:			●	●		●	●						
5G NR Bands:	●	●	●	●		●	●	●	●	●	●	●	●
NR Cat NB Bands:			●	●									
NTN Bands:			●	●							●		



### Usable ISM Frequency Support (433 MHz - 6525 MHz)

	433	868	915	2450	5800	6525
Bluetooth				●		
Helium		●	●			
IEEE 802.15.4		●	●	●		
ISM 433						
ISM 868		●	●			
ISM 915			●			
ISM 2.4G				●		
ISM 5.8G					●	
LoRa		●	●			
SigFox		●	●			
Weightless		●	●			
Wi-Fi 2.4G				●		
Wi-Fi 5G					●	
Wi-Fi 6E						●
Zigbee		●	●	●		
Z-Wave		●	●			



## Oscar 65

4x4 MIMO 600-8000 MHz Panel Antenna for 5G, LTE, ISM & Wi-Fi 7

### Cellular Standards Band Support

GSM (2G) Band	UMTS (3G) Band	E-UTRA (4G) Band	Cat M E-UTRA Band	Cat NB E-UTRA Band	NR (5G) Band	Cat NB NR (5G) Band	NTN Band	Uplink	Downlink	Average Upload Efficiency (%)	Average Download Efficiency (%)	Maximum Upload VSWR	Maximum Download VSWR	Use Indicator
	1	1	1	1	n1	n1		1920 - 1980 MHz	2110 - 2170 MHz	97.36	98.15	1.54	1.20	●
PCS-1900	2	2	2	2	n2	n2		1850 - 1910 MHz	1930 - 1990 MHz	93.86	96.86	1.39	1.54	●
DCS-1800	3	3	3	3	n3	n3		1710 - 1785 MHz	1805 - 1880 MHz	82.23	90.20	1.58	1.36	●
	4	4	4	4				1710 - 1755 MHz	2110 - 2155 MHz	81.25	98.37	1.58	1.18	●
GSM-850	5	5	5	5	n5	n5		824 - 849 MHz	869 - 894 MHz	82.03	65.53	1.30	2.25	●
	6							830 - 840 MHz	875 - 885 MHz	82.84	64.33	1.23	2.25	●
	7	7	7	7	n7	n7		2500 - 2570 MHz	2620 - 2690 MHz	87.01	91.67	2.13	2.05	●
E-GSM-900	8	8	8	8	n8	n8		880 - 915 MHz	925 - 960 MHz	67.79	65.52	2.28	2.43	●
	9	9						1749.9 - 1784.9 MHz	1844.9 - 1879.9 MHz	83.32	91.84	1.45	1.36	●
	10	10						1710 - 1770 MHz	2110 - 2170 MHz	81.12	98.15	1.58	1.20	●
	11	11	11	11				1427.9 - 1447.9 MHz	1475.9 - 1495.9 MHz	89.30	78.47	1.90	1.52	●
	12	12	12	12	n12	n12		699 - 716 MHz	729 - 746 MHz	78.55	91.94	1.83	1.60	●
	13	13	13	13	n13			777 - 787 MHz	746 - 756 MHz	94.27	94.81	1.33	1.49	●
	14	14	14	14	n14	n14		788 - 798 MHz	758 - 768 MHz	95.25	95.96	1.30	1.46	●
		17		17				704 - 716 MHz	734 - 746 MHz	80.14	92.68	1.74	1.60	●
		18	18	18	n18	n18		815 - 830 MHz	860 - 875 MHz	88.47	67.46	1.30	2.06	●
	19	19	19	19				830 - 845 MHz	875 - 890 MHz	81.62	64.85	1.23	2.25	●
	20	20	20	20	n20	n20		832 - 862 MHz	791 - 821 MHz	76.72	93.52	1.36	1.29	●
	21	21	21	21				1447.9 - 1462.9 MHz	1495.9 - 1510.9 MHz	89.88	72.38	1.71	1.35	●
	22	22						3410 - 3490 MHz	3510 - 3590 MHz	85.14	84.80	1.57	1.65	●
		24	24	24	n24	n24		1626.5 - 1660.5 MHz	1525 - 1559 MHz	77.14	76.52	1.48	1.77	●
	25	25	25	25	n25	n25		1850 - 1915 MHz	1930 - 1995 MHz	94.08	96.88	1.43	1.57	●
	26	26	26	26	n26	n26		814 - 849 MHz	859 - 894 MHz	84.28	66.41	1.30	2.25	●
		27	27					807 - 824 MHz	852 - 869 MHz	91.07	70.09	1.29	1.57	●
		28	28	28	n28	n28		703 - 748 MHz	758 - 803 MHz	87.14	95.15	1.76	1.46	●

● Suitable band

● Adequate band in good signal conditions

● Likely to be unsuitable





## Oscar 65

4x4 MIMO 600-8000 MHz Panel Antenna for 5G, LTE, ISM & Wi-Fi 7

### Cellular Standards Band Support

GSM (2G) Band	UMTS (3G) Band	E-UTRA (4G) Band	Cat M E-UTRA Band	Cat NB E-UTRA Band	NR (5G) Band	Cat NB NR (5G) Band	NTN Band	Uplink	Downlink	Average Upload Efficiency (%)	Average Download Efficiency (%)	Maximum Upload VSWR	Maximum Download VSWR	Use Indicator
		28A						703 - 733 MHz	758 - 788 MHz	84.33	95.03	1.76	1.46	●
		29			n29			N/A	717 - 728 MHz	N/A	87.16	N/A	1.59	●
		30			n30			2305 - 2315 MHz	2350 - 2360 MHz	78.20	79.22	2.17	2.17	●
		31	31	31				452.5 - 457.5 MHz	462.5 - 467.5 MHz	24.59	27.07	10.63	9.21	●
	32	32						N/A	1452 - 1496 MHz	N/A	83.56	N/A	1.68	●
		33						1900 - 1920 MHz	1900 - 1920 MHz	96.28	96.28	1.43	1.43	●
		34			n34			2010 - 2025 MHz	2010 - 2025 MHz	99.34	99.34	1.51	1.51	●
		35						1850 - 1910 MHz	1850 - 1910 MHz	93.86	93.86	1.39	1.39	●
		36						1930 - 1990 MHz	1930 - 1990 MHz	96.86	96.86	1.54	1.54	●
		37						1910 - 1930 MHz	1910 - 1930 MHz	97.42	97.42	1.44	1.44	●
		38			n38			2570 - 2620 MHz	2570 - 2620 MHz	91.39	91.39	1.82	1.82	●
		39	39		n39			1880 - 1920 MHz	1880 - 1920 MHz	95.95	95.95	1.43	1.43	●
		40	40		n40			2300 - 2400 MHz	2300 - 2400 MHz	77.72	77.72	2.20	2.20	●
		41	41	41	n41	n41		2496 - 2690 MHz	2496 - 2690 MHz	89.76	89.76	2.16	2.16	●
		42	42	42				3400 - 3600 MHz	3400 - 3600 MHz	84.93	84.93	1.65	1.65	●
		43	43	43				3600 - 3800 MHz	3600 - 3800 MHz	91.38	91.38	1.55	1.55	●
		44						703 - 803 MHz	703 - 803 MHz	91.54	91.54	1.76	1.76	●
		45						1447 - 1467 MHz	1447 - 1467 MHz	89.50	89.50	1.71	1.71	●
		46			n46			5150 - 5925 MHz	5150 - 5925 MHz	93.59	93.59	1.71	1.71	●
		47			n47			5855 - 5925 MHz	5855 - 5925 MHz	89.71	89.71	1.43	1.43	●
		48	48	48	n48			3550 - 3700 MHz	3550 - 3700 MHz	89.50	89.50	1.65	1.65	●
		49						3550 - 3700 MHz	3550 - 3700 MHz	89.50	89.50	1.65	1.65	●
		50			n50			1432 - 1517 MHz	1432 - 1517 MHz	82.19	82.19	1.83	1.83	●
		51			n51			1427 - 1432 MHz	1427 - 1432 MHz	89.68	89.68	1.92	1.92	●
		52						3300 - 3400 MHz	3300 - 3400 MHz	85.63	85.63	1.40	1.40	●

● Suitable band

● Adequate band in good signal conditions

● Likely to be unsuitable



## Oscar 65

4x4 MIMO 600-8000 MHz Panel Antenna for 5G, LTE, ISM & Wi-Fi 7

### Cellular Standards Band Support

GSM (2G) Band	UMTS (3G) Band	E-UTRA (4G) Band	Cat M E-UTRA Band	Cat NB E-UTRA Band	NR (5G) Band	Cat NB NR (5G) Band	NTN Band	Uplink	Downlink	Average Upload Efficiency (%)	Average Download Efficiency (%)	Maximum Upload VSWR	Maximum Download VSWR	Use Indicator
		53			n53			2483.5 - 2495 MHz	2483.5 - 2495 MHz	80.72	80.72	2.29	2.29	●
								1670 - 1675 MHz	1670 - 1675 MHz	79.03	79.03	1.53	1.53	●
		65		65	n65	n65		1920 - 2010 MHz	2110 - 2200 MHz	97.35	97.33	1.57	1.48	●
		66	66	66	n66	n66		1710 - 1780 MHz	2110 - 2200 MHz	81.84	97.33	1.58	1.48	●
		67			n67			N/A	738 - 758 MHz	N/A	94.28	N/A	1.55	●
		68						698 - 728 MHz	753 - 783 MHz	81.70	95.21	1.84	1.49	●
		69						N/A	2570 - 2620 MHz	N/A	91.39	N/A	1.82	●
		70		70	n70	n70		1695 - 1710 MHz	1995 - 2020 MHz	79.71	99.16	1.58	1.57	●
		71	71	71	n71	n71		663 - 698 MHz	617 - 652 MHz	61.22	56.45	1.91	1.83	●
		72	72	72				451 - 456 MHz	461 - 466 MHz	24.24	26.68	10.85	9.46	●
		73	73	73				450 - 455 MHz	460 - 465 MHz	24.01	26.41	11.00	9.63	●
		74	74	74	n74	n74		1427 - 1470 MHz	1475 - 1518 MHz	89.20	75.55	1.92	1.53	●
		75			n75			N/A	1432 - 1517 MHz	N/A	82.19	N/A	1.83	●
		76			n76			N/A	1427 - 1432 MHz	N/A	89.68	N/A	1.92	●
					n77			3300 - 4200 MHz	3300 - 4200 MHz	88.49	88.49	1.94	1.94	●
					n78			3300 - 3800 MHz	3300 - 3800 MHz	87.65	87.65	1.65	1.65	●
					n79			4400 - 5000 MHz	4400 - 5000 MHz	96.82	96.82	1.58	1.58	●
					n80			1710 - 1785 MHz	N/A	82.23	N/A	1.58	N/A	●
					n81			880 - 915 MHz	N/A	67.79	N/A	2.28	N/A	●
					n82			832 - 862 MHz	N/A	76.72	N/A	1.36	N/A	●
					n83			703 - 748 MHz	N/A	87.14	N/A	1.76	N/A	●
					n84			1920 - 1980 MHz	N/A	97.36	N/A	1.54	N/A	●
		85	85	85	n85			698 - 716 MHz	728 - 746 MHz	78.23	91.79	1.84	1.60	●
					n86			1710 - 1780 MHz	N/A	81.84	N/A	1.58	N/A	●
		87	87	87				410 - 415 MHz	420 - 425 MHz	14.78	16.89	19.74	17.02	●

● Suitable band

● Adequate band in good signal conditions

● Likely to be unsuitable



## Oscar 65

4x4 MIMO 600-8000 MHz Panel Antenna for 5G, LTE, ISM & Wi-Fi 7

### Cellular Standards Band Support

GSM (2G) Band	UMTS (3G) Band	E-UTRA (4G) Band	Cat M E-UTRA Band	Cat NB E-UTRA Band	NR (5G) Band	Cat NB NR (5G) Band	NTN Band	Uplink	Downlink	Average Upload Efficiency (%)	Average Download Efficiency (%)	Maximum Upload VSWR	Maximum Download VSWR	Use Indicator
		88	88	88				412 - 417 MHz	422 - 427 MHz	15.18	17.37	19.23	16.48	●
					n89			824 - 849 MHz	N/A	82.03	N/A	1.30	N/A	●
					n90	n90		2496 - 2690 MHz	2496 - 2690 MHz	89.76	89.76	2.16	2.16	●
					n91			832 - 862 MHz	1427 - 1432 MHz	76.72	89.68	1.36	1.92	●
					n92			832 - 862 MHz	1432 - 1517 MHz	76.72	82.19	1.36	1.83	●
					n93			880 - 915 MHz	1427 - 1432 MHz	67.79	89.68	2.28	1.92	●
					n94			880 - 915 MHz	1432 - 1517 MHz	67.79	82.19	2.28	1.83	●
					n95			2010 - 2025 MHz	N/A	99.34	N/A	1.51	N/A	●
					n96			5925 - 7125 MHz	5925 - 7125 MHz	85.13	85.13	2.16	2.16	●
					n97			2300 - 2400 MHz	N/A	77.72	N/A	2.20	N/A	●
					n98			1880 - 1920 MHz	N/A	95.95	N/A	1.43	N/A	●
					n99			1626.5 - 1660.5 MHz	N/A	77.14	N/A	1.48	N/A	●
1900					n101			1900 - 1910 MHz	1900 - 1910 MHz	95.56	95.56	1.39	1.39	●
					n102			5925 - 6425 MHz	5925 - 6425 MHz	88.78	88.78	1.37	1.37	●
				103				787 - 788 MHz	757 - 758 MHz	94.71	95.95	1.30	1.47	●
					n104			6425 - 7125 MHz	6425 - 7125 MHz	82.52	82.52	2.16	2.16	●
								663 - 703 MHz	612 - 652 MHz	62.83	56.73	1.91	1.83	●
							n254	1610 - 1625.5 MHz	2483.5 - 2500 MHz	73.67	81.65	1.23	2.29	●
							n255	1626.5 - 1660.5 MHz	1525 - 1559 MHz	77.14	76.52	1.48	1.77	●
							n256	1980 - 2010 MHz	2170 - 2200 MHz	97.31	95.69	1.57	1.48	●

● Suitable band      ● Adequate band in good signal conditions      ● Likely to be unsuitable

**NOTE:** For each frequency band, Siretta provides a traffic light indication to show the suitability of the antenna for use at that frequency band. Determination of exactly what makes an antenna good or bad at any frequency is subjective.

The view presented is that of Siretta's engineering team having taken into account the efficiency and VSWR measurements. The end user is advised to use their own criteria and/or testing to confirm suitability.



### ISM Standards Frequency Support

Application	Frequency Range	Efficiency (%)	Maximum VSWR	Peak Gain from highest direction (dBi)	Use Indicator
ISM 868 MHz	863 - 870 MHz	67.78	1.61	7.03	●
ISM 915 MHz	902 - 928 MHz	68.80	2.43	7.19	●
ISM 2.4 GHz	2400 - 2500 MHz	76.61	2.53	4.84	●
Wi-Fi 2.4G	2401 - 2483 MHz	75.44	2.53	4.84	●
Wi-Fi 2.4G (USA)	2401 - 2473 MHz	74.87	2.53	4.84	●
Wi-Fi 2.4G (Japan)	2401 - 2495 MHz	76.27	2.53	4.84	●
Wi-Fi 5G (all channels)	5150 - 5990 MHz	94.51	1.80	6.29	●
Wi-Fi 5G (Ch 32-48)	5150 - 5250 MHz	100.00	1.47	5.80	●
Wi-Fi 5G (Ch 32-64)	5150 - 5330 MHz	99.91	1.74	5.94	●
Wi-Fi 5G (Ch 32-161)	5150 - 5815 MHz	95.53	1.80	6.29	●
Wi-Fi 5G (Ch 32-173)	5150 - 5875 MHz	95.28	1.80	6.29	●
Wi-Fi 6E (Ch 1-93)	5925 - 6425 MHz	88.78	1.37	5.46	●
Wi-Fi 6E (all channels)	5925 - 7125 MHz	85.13	2.16	6.12	●
ISM 5.8 GHz	5725 - 5875 MHz	92.07	1.80	5.54	●
UWB band 1	3168 - 3696 MHz	88.08	1.89	7.30	●
UWB band 2	3696 - 4224 MHz	90.10	2.07	9.62	●
UWB band 3	4224 - 4752 MHz	97.39	1.65	9.59	●
UWB band 4	4752 - 5280 MHz	99.67	1.60	5.91	●
UWB band 5	5280 - 5808 MHz	94.48	1.80	6.29	●
UWB band 6	5808 - 6336 MHz	89.81	1.67	5.54	●
UWB band 7	6336 - 6864 MHz	82.47	2.16	5.60	●
UWB band 8	6864 - 7392 MHz	81.08	3.05	6.12	●
UWB band 9	7392 - 7920 MHz	71.24	3.39	5.49	●

● Suitable band      ● Adequate band in good signal conditions      ● Likely to be unsuitable

**NOTE:** For each frequency band, Siretta provides a traffic light indication to show the suitability of the antenna for use at that frequency band. Determination of exactly what makes an antenna good or bad at any frequency is subjective.


The view presented is that of Siretta's engineering team having taken into account the efficiency and VSWR measurements. The end user is advised to use their own criteria and/or testing to confirm suitability.



## Oscar 65

4x4 MIMO 600-8000 MHz Panel Antenna for 5G, LTE, ISM & Wi-Fi 7

### Test Setup (in Free Space)



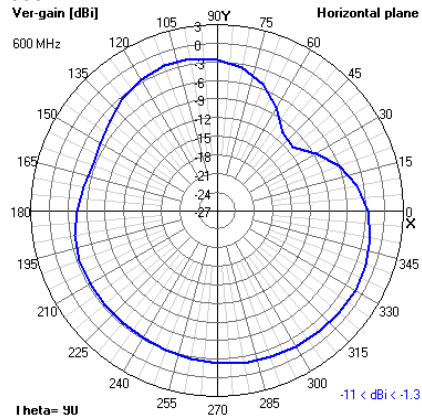


## Oscar 65

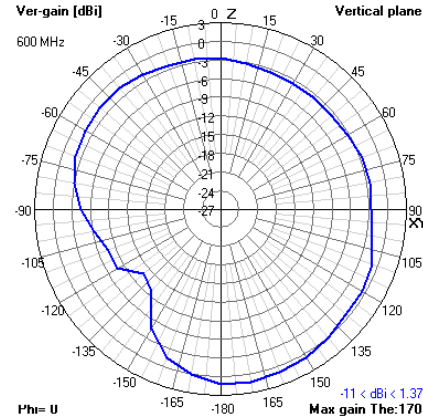
4x4 MIMO 600-8000 MHz Panel Antenna for 5G, LTE, ISM & Wi-Fi 7

### 2D Radiation Plots

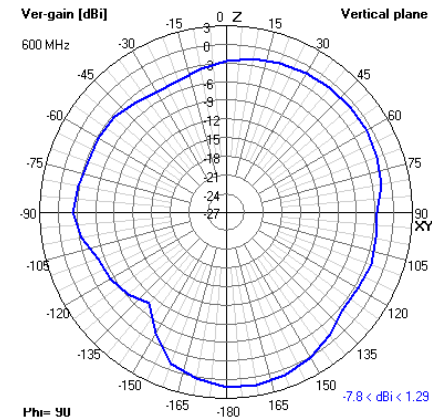
#### 600 MHz XY



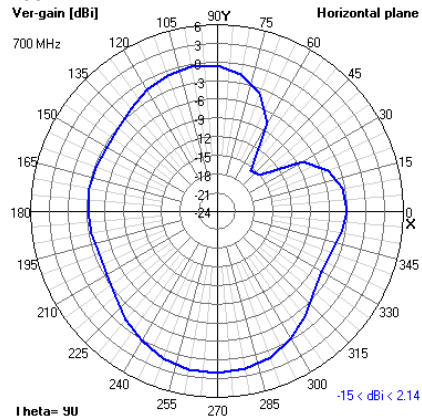
#### XZ



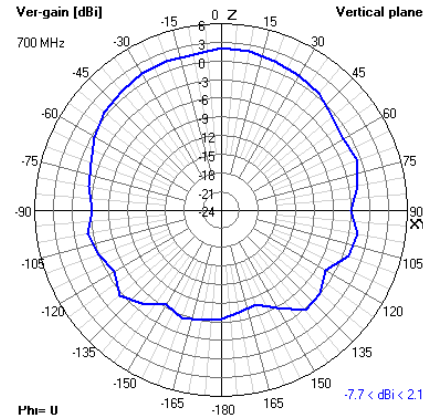
#### YZ



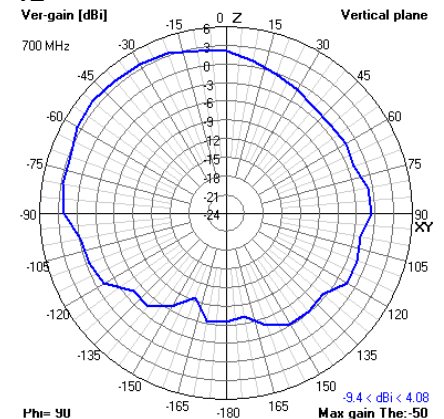
#### 700 MHz XY



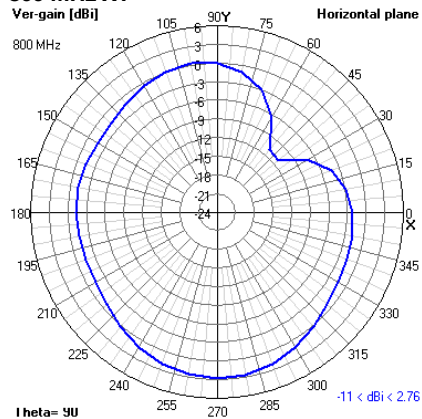
#### XZ



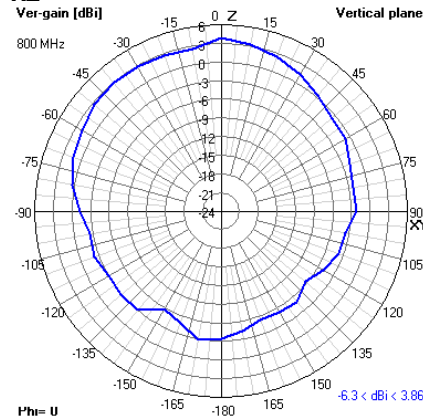
#### YZ



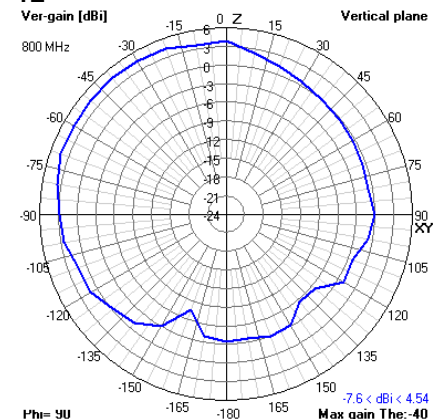
#### 800 MHz XY



#### XZ



#### YZ



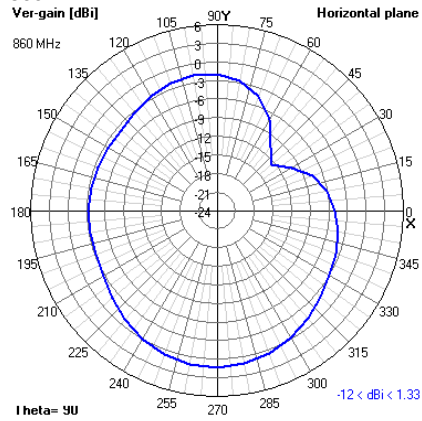


## Oscar 65

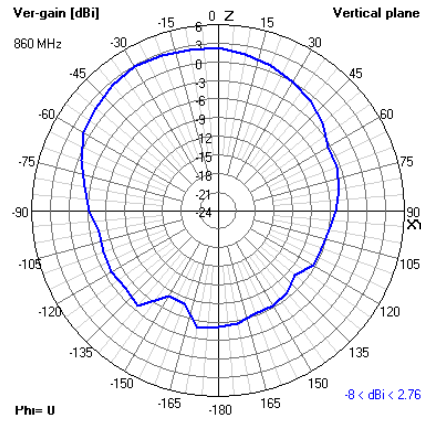
4x4 MIMO 600-8000 MHz Panel Antenna for 5G, LTE, ISM & Wi-Fi 7

### 2D Radiation Plots

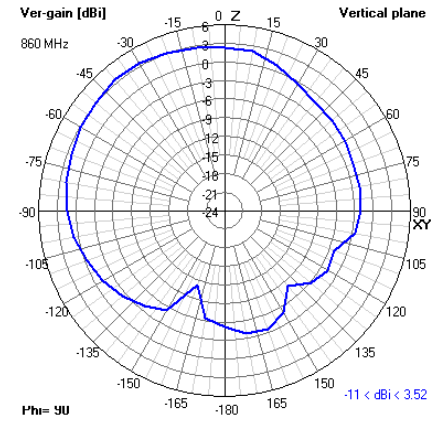
#### 860 MHz XY



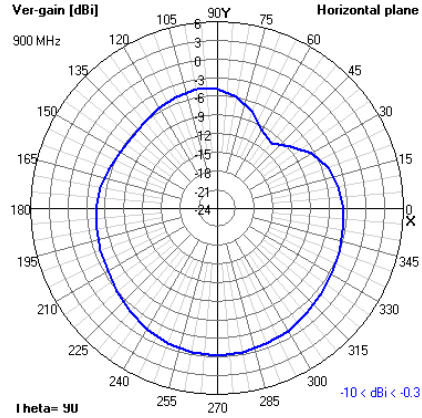
#### XZ



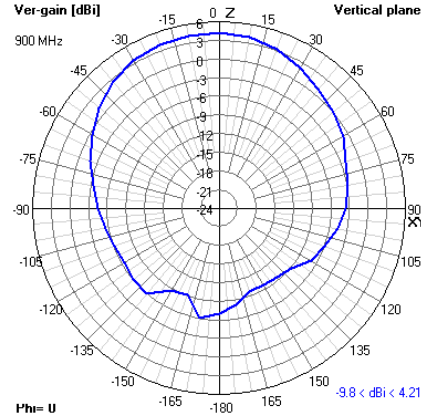
#### YZ



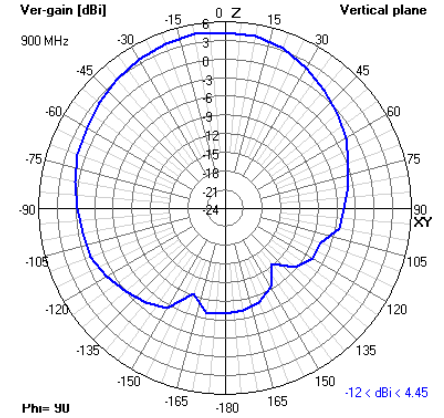
#### 900 MHz XY



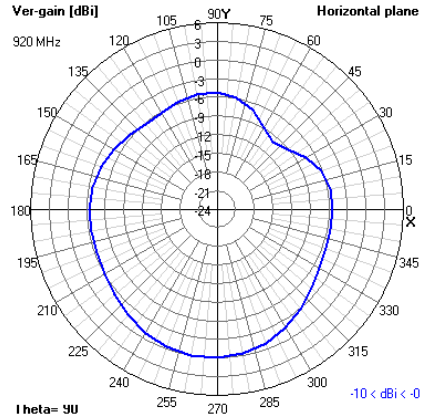
#### XZ



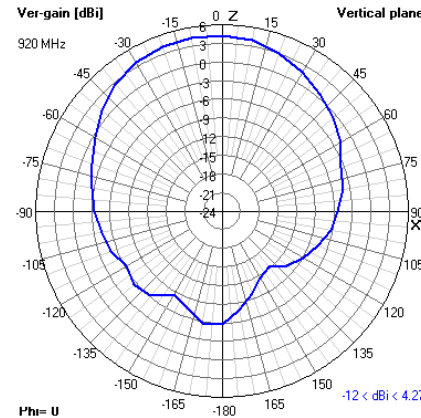
#### YZ



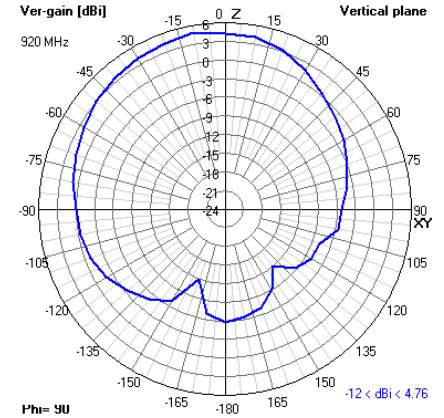
#### 920 MHz XY



#### XZ



#### YZ



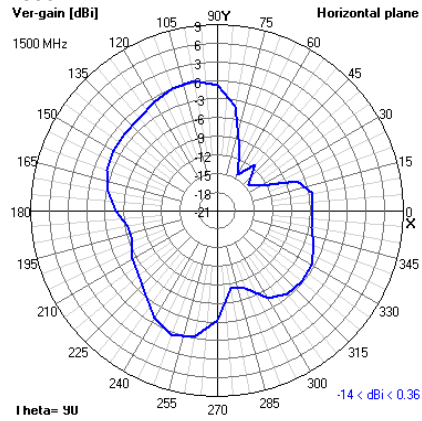


## Oscar 65

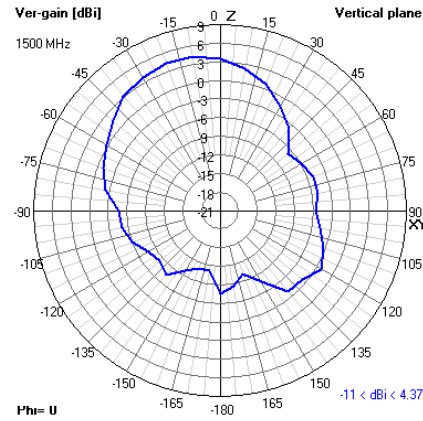
4x4 MIMO 600-8000 MHz Panel Antenna for 5G, LTE, ISM & Wi-Fi 7

### 2D Radiation Plots

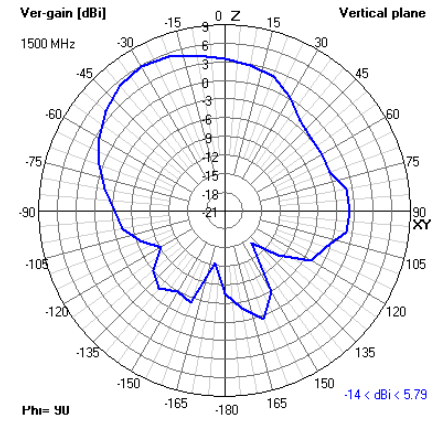
#### 1500 MHz XY



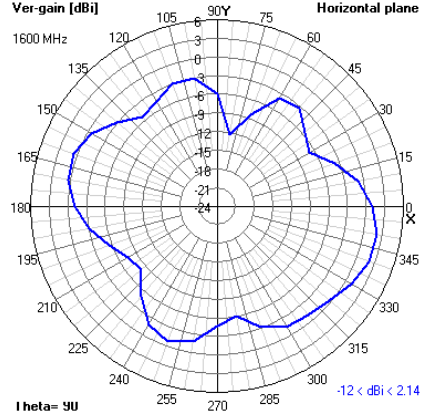
#### XZ



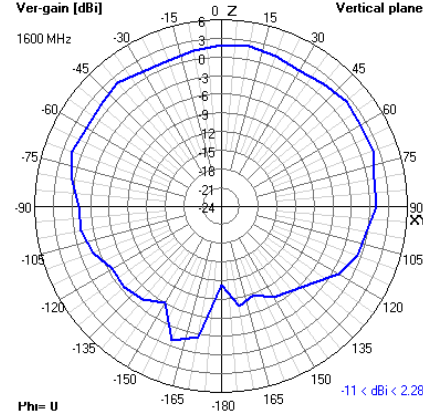
#### YZ



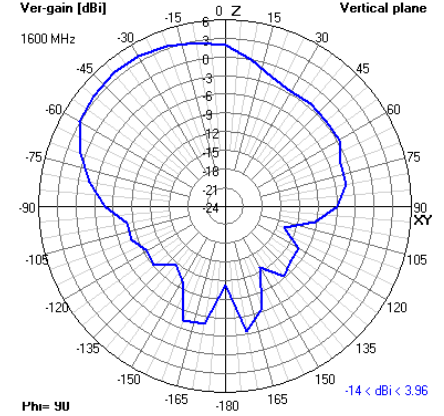
#### 1600 MHz XY



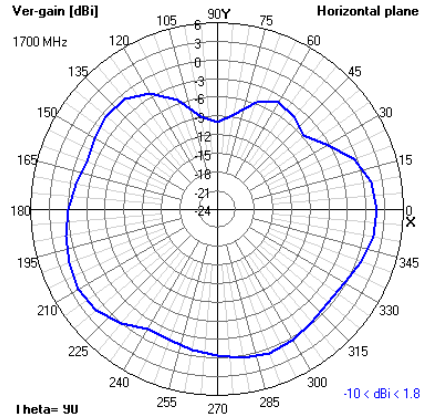
#### XZ



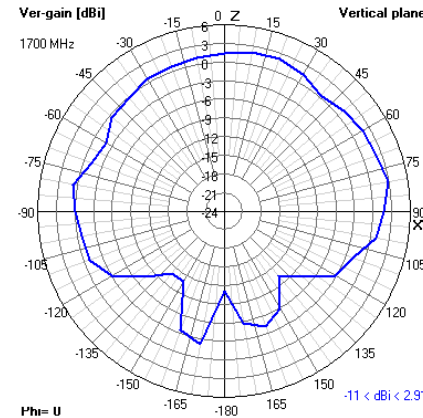
#### YZ



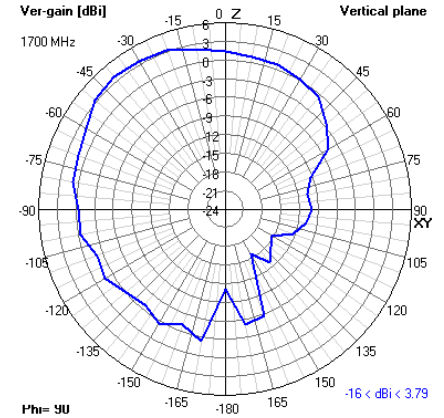
#### 1700 MHz XY



#### XZ



#### YZ





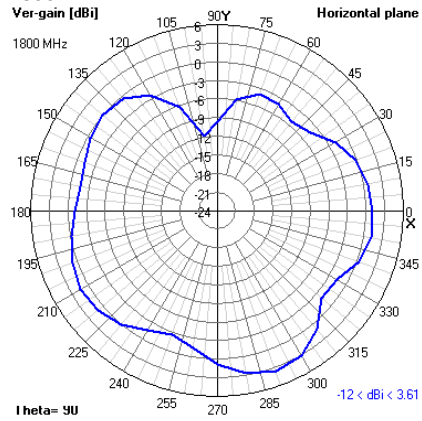


## Oscar 65

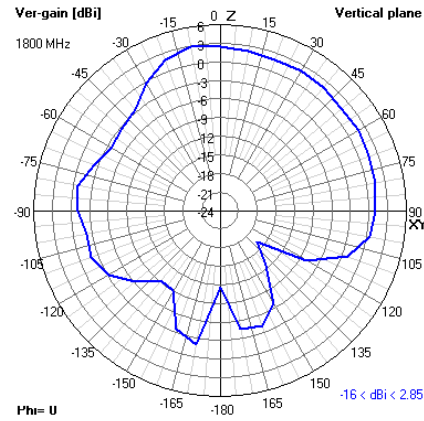
4x4 MIMO 600-8000 MHz Panel Antenna for 5G, LTE, ISM & Wi-Fi 7

### 2D Radiation Plots

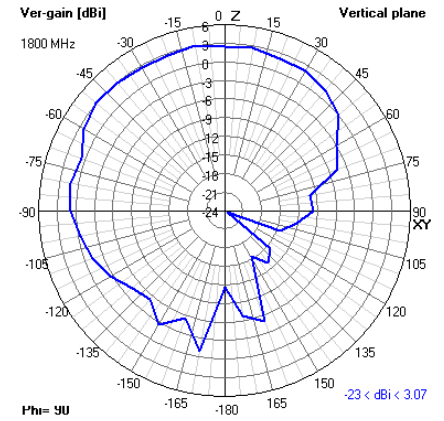
#### 1800 MHz XY



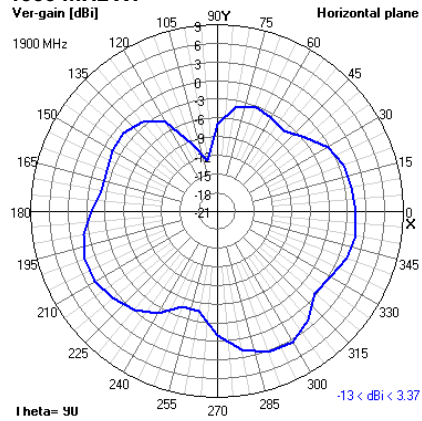
#### XZ



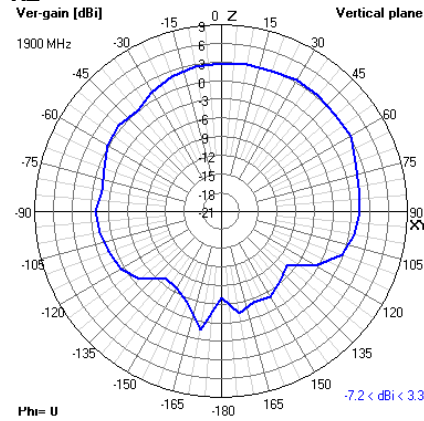
#### YZ



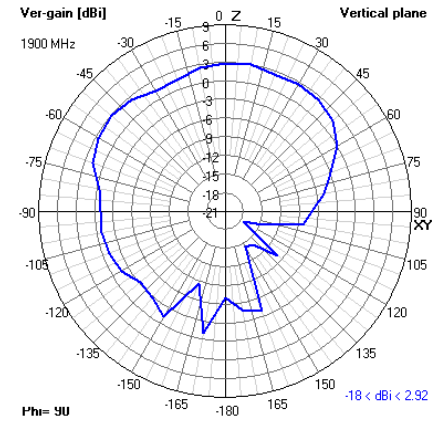
#### 1900 MHz XY



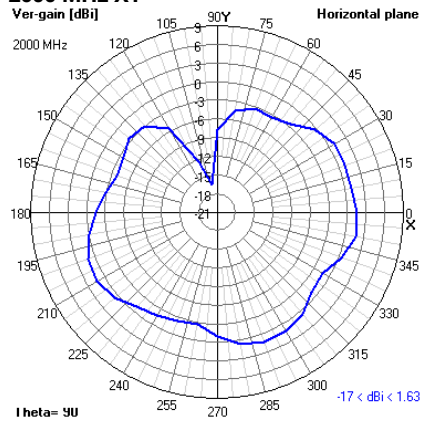
#### XZ



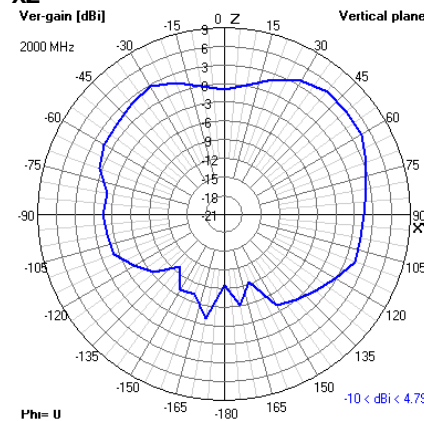
#### YZ



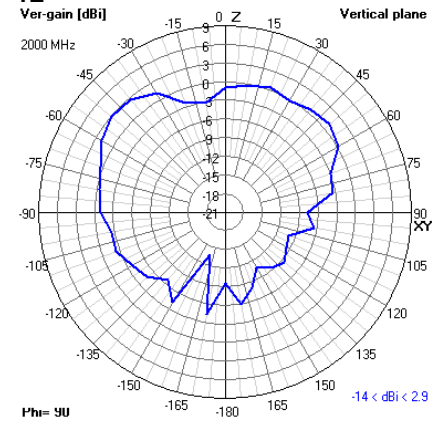
#### 2000 MHz XY



#### XZ



#### YZ



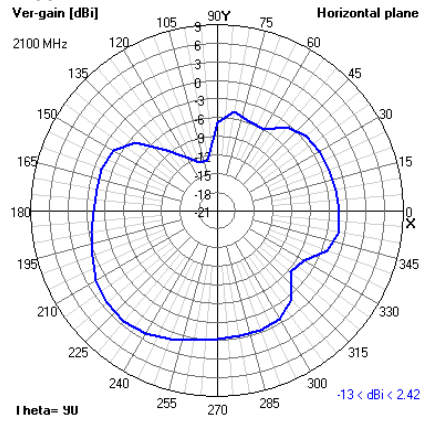


## Oscar 65

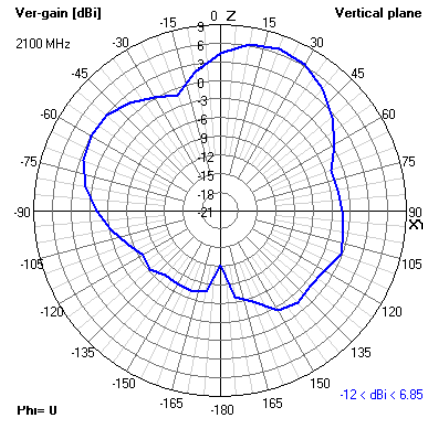
4x4 MIMO 600-8000 MHz Panel Antenna for 5G, LTE, ISM & Wi-Fi 7

### 2D Radiation Plots

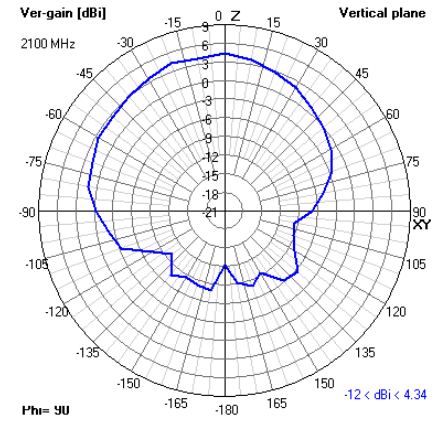
#### 2100 MHz XY



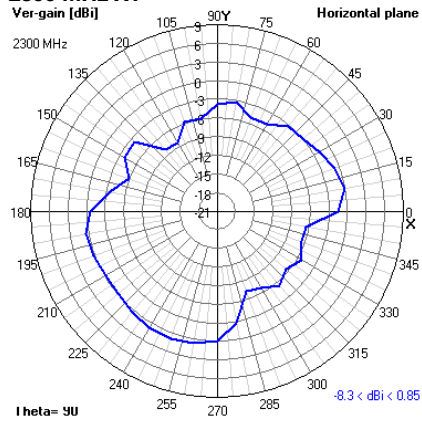
#### XZ



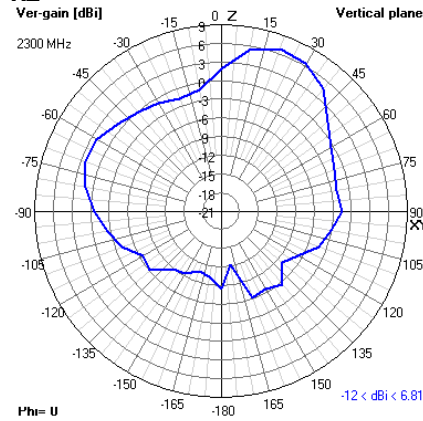
#### YZ



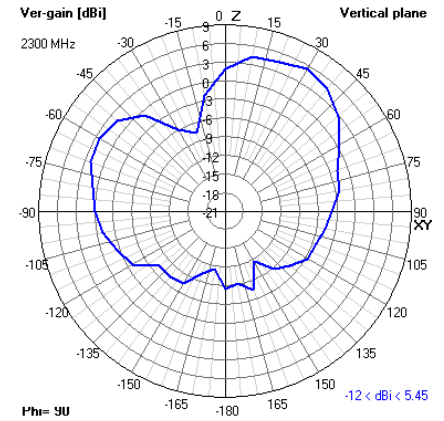
#### 2300 MHz XY



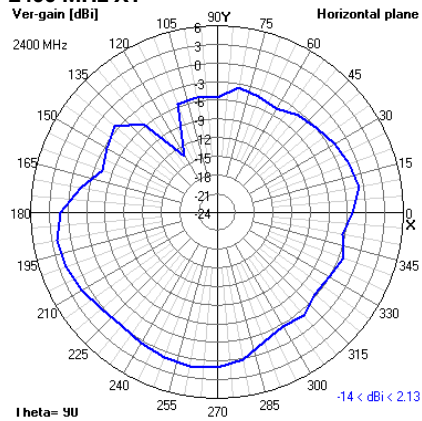
#### XZ



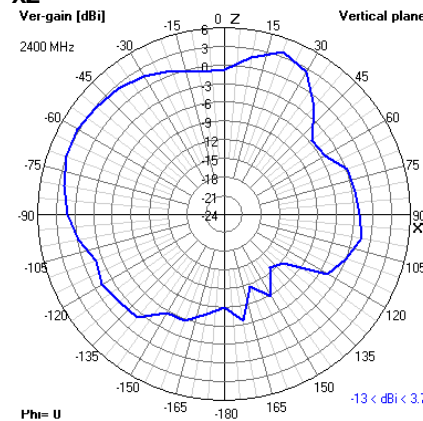
#### YZ



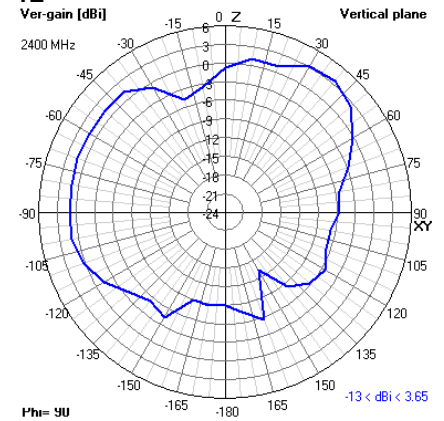
#### 2400 MHz XY



#### XZ



#### YZ



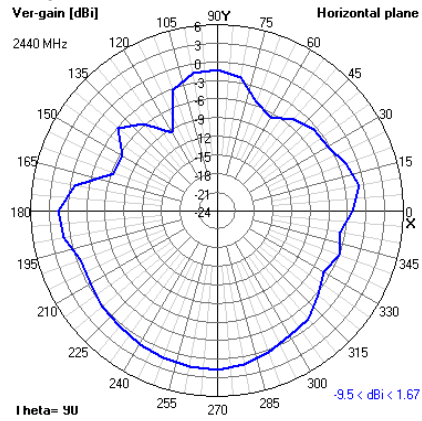


## Oscar 65

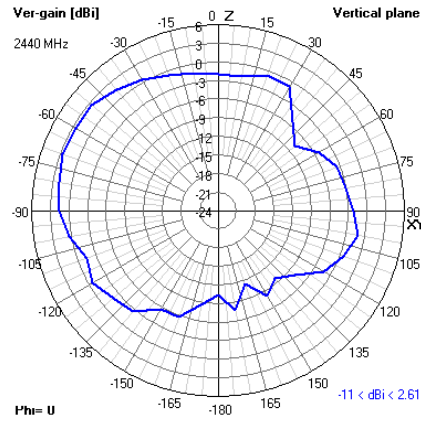
4x4 MIMO 600-8000 MHz Panel Antenna for 5G, LTE, ISM & Wi-Fi 7

### 2D Radiation Plots

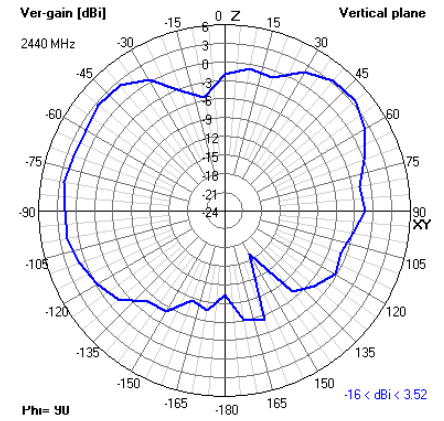
#### 2440 MHz XY



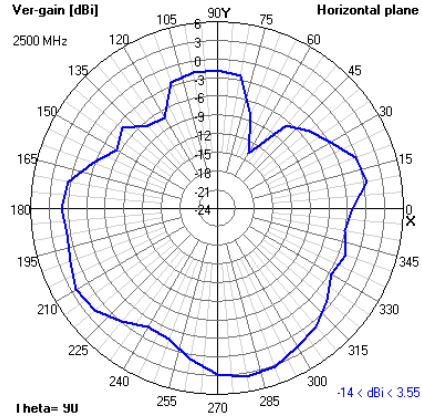
#### XZ



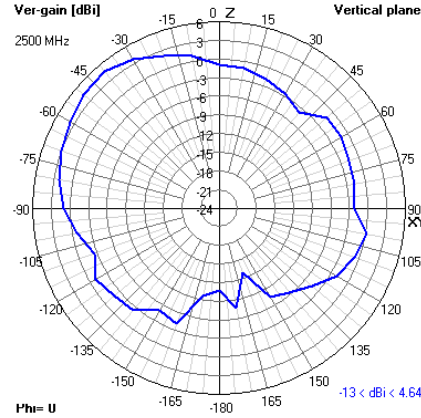
#### YZ



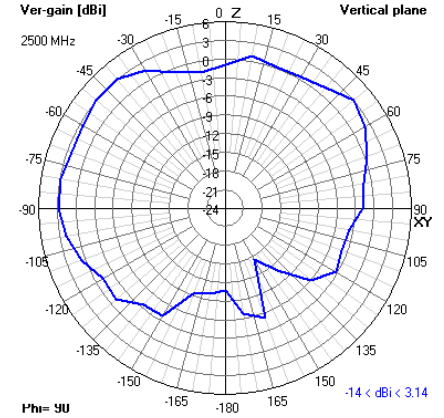
#### 2500 MHz XY



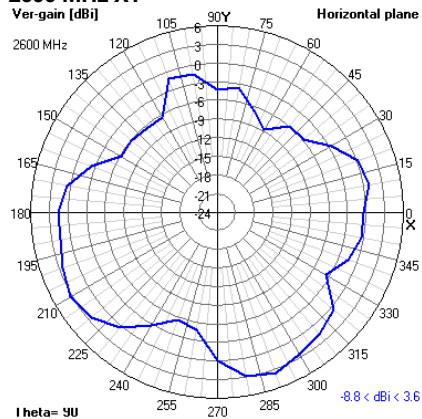
#### XZ



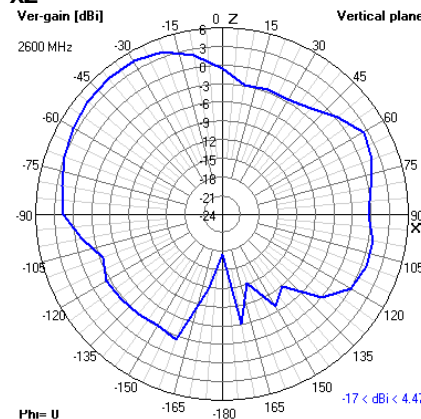
#### YZ



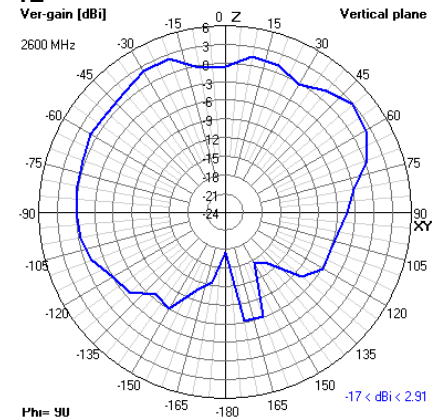
#### 2600 MHz XY



#### XZ



#### YZ



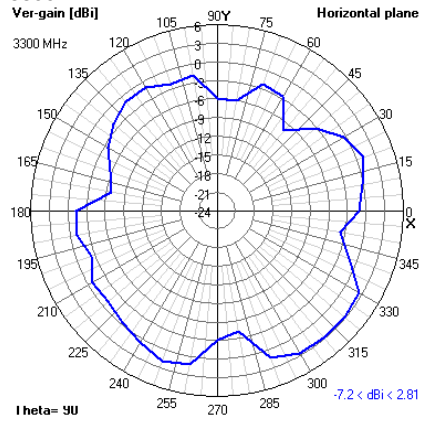


## Oscar 65

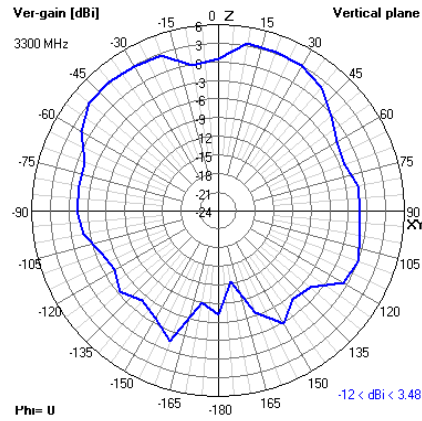
4x4 MIMO 600-8000 MHz Panel Antenna for 5G, LTE, ISM & Wi-Fi 7

### 2D Radiation Plots

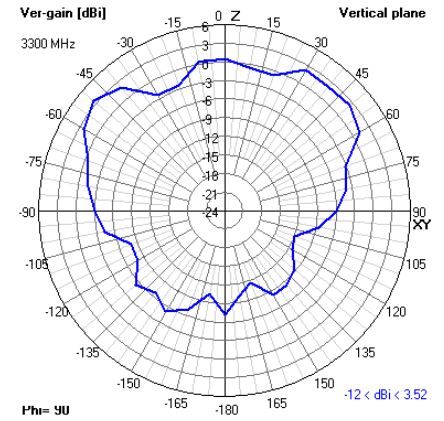
#### 3300 MHz XY



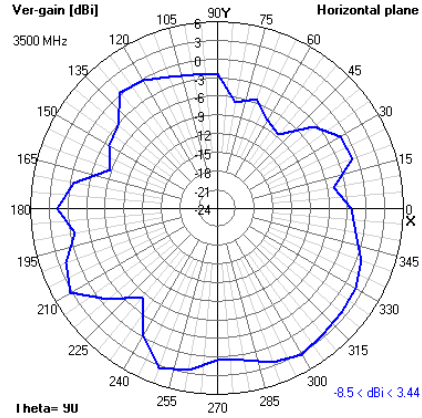
#### XZ



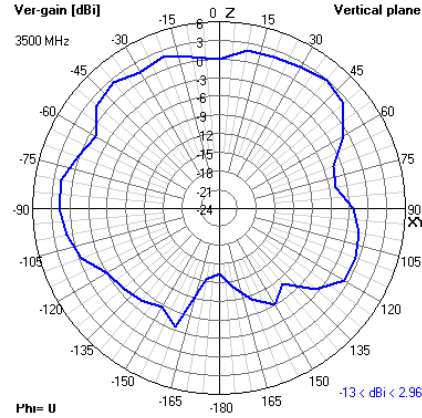
#### YZ



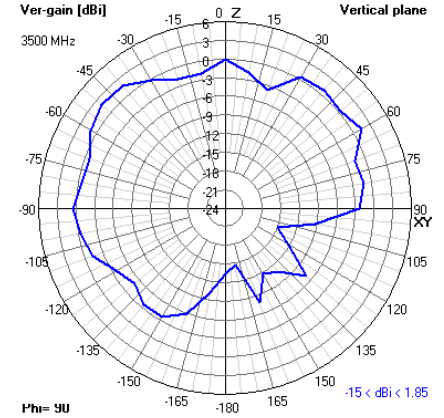
#### 3500 MHz XY



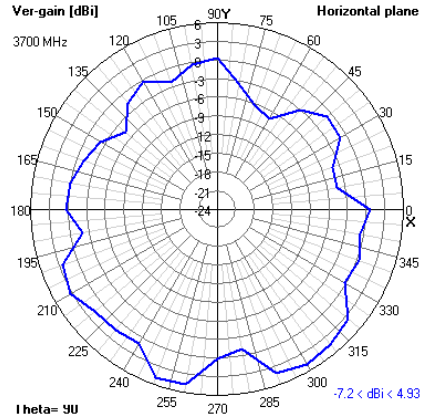
#### XZ



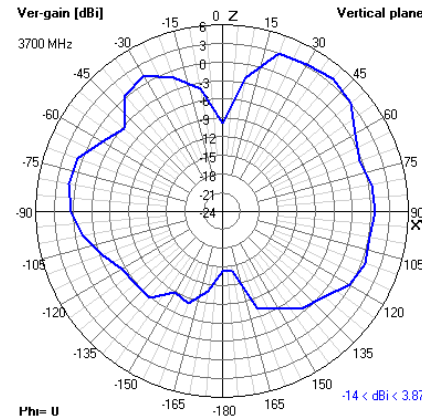
#### YZ



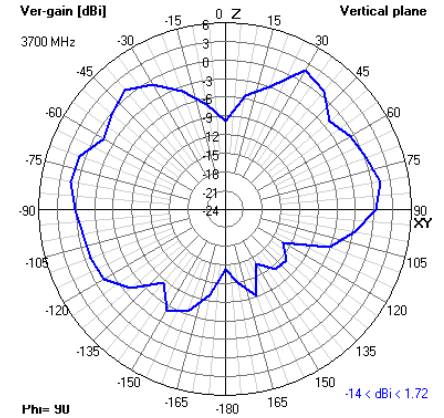
#### 3700 MHz XY



#### XZ



#### YZ



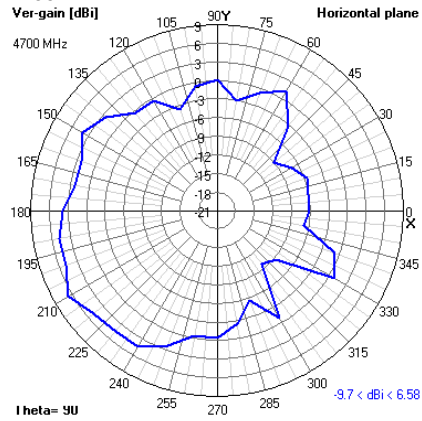


## Oscar 65

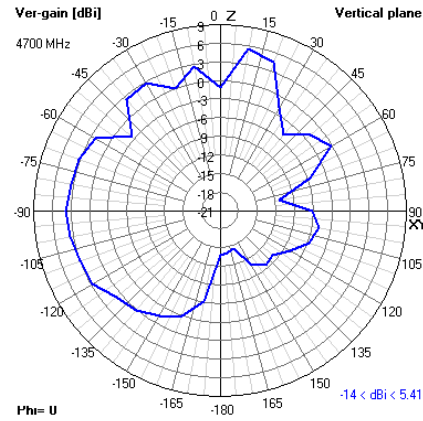
4x4 MIMO 600-8000 MHz Panel Antenna for 5G, LTE, ISM & Wi-Fi 7

### 2D Radiation Plots

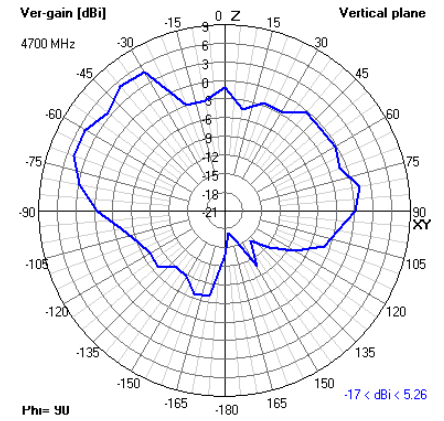
#### 4700 MHz XY



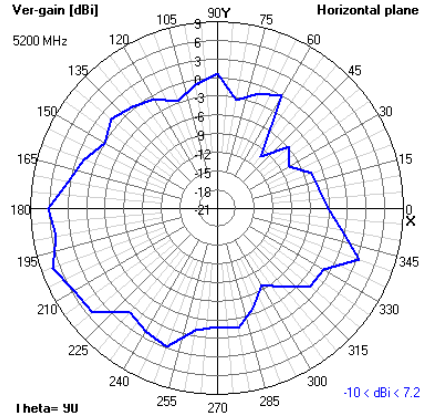
#### XZ



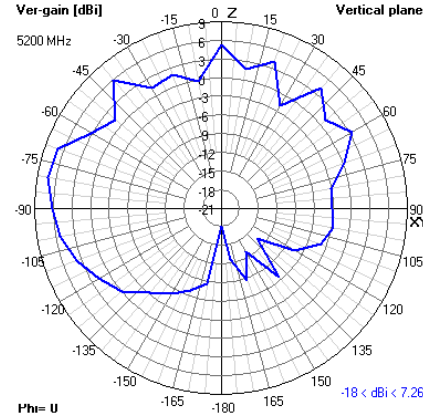
#### YZ



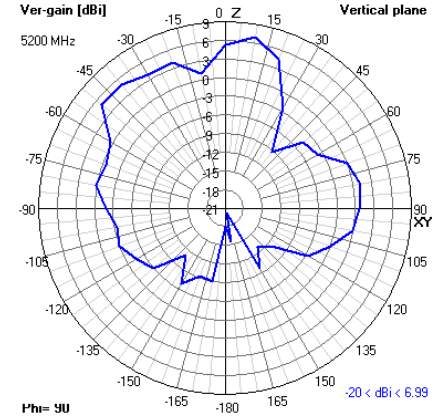
#### 5200 MHz XY



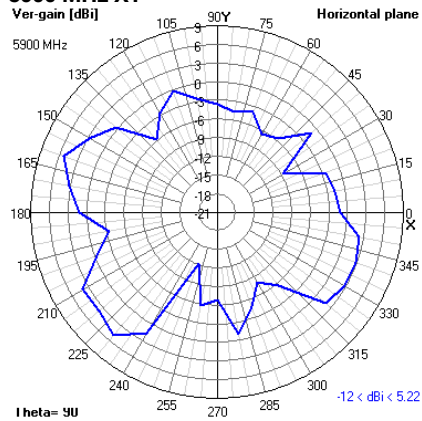
#### XZ



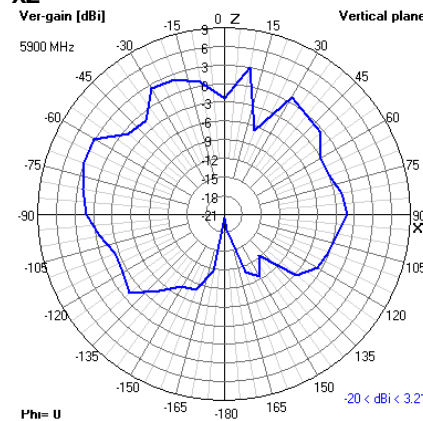
#### YZ



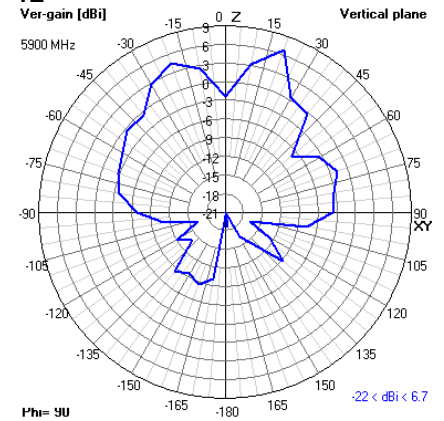
#### 5900 MHz XY



#### XZ



#### YZ



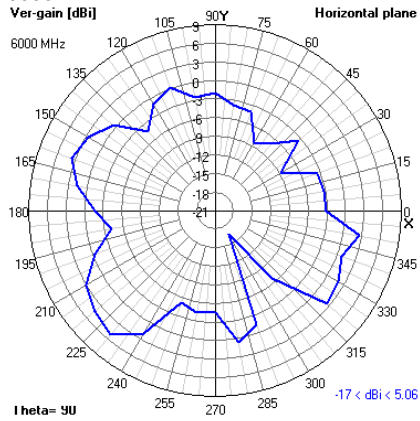


## Oscar 65

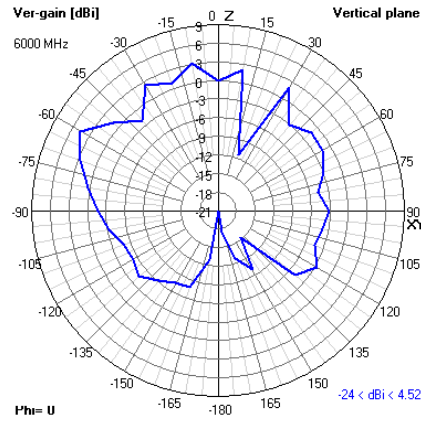
4x4 MIMO 600-8000 MHz Panel Antenna for 5G, LTE, ISM & Wi-Fi 7

### 2D Radiation Plots

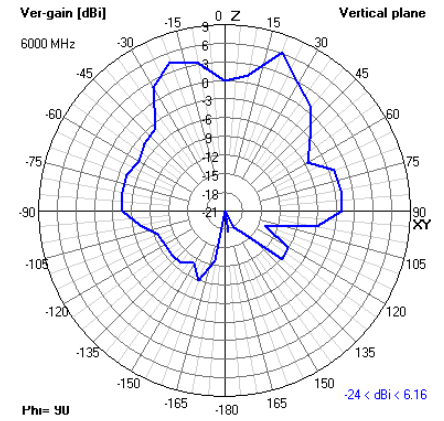
#### 6000 MHz XY



#### XZ



#### YZ



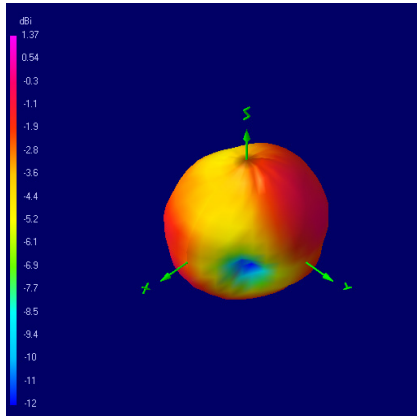


## Oscar 65

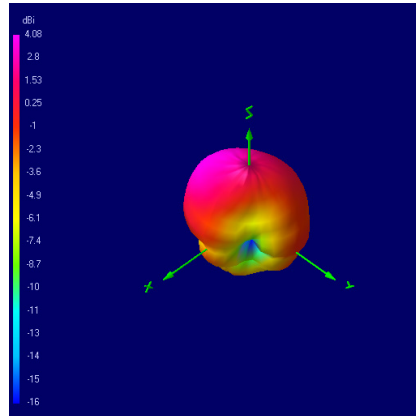
4x4 MIMO 600-8000 MHz Panel Antenna for 5G, LTE, ISM & Wi-Fi 7

### 3D Radiation Plots

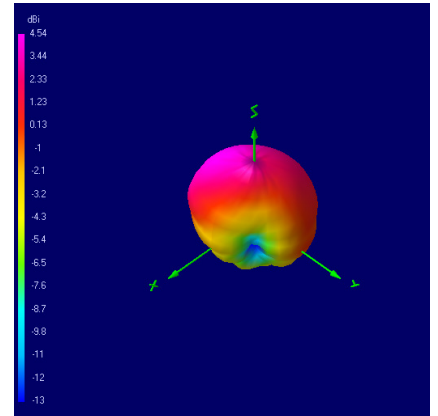
600 MHz



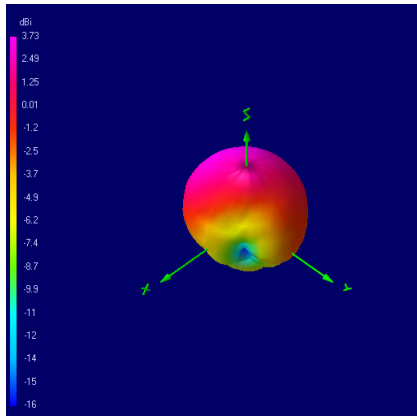
700 MHz



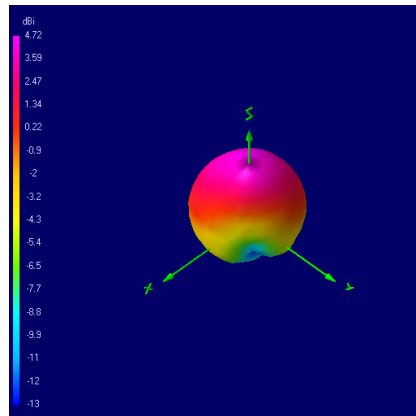
800 MHz



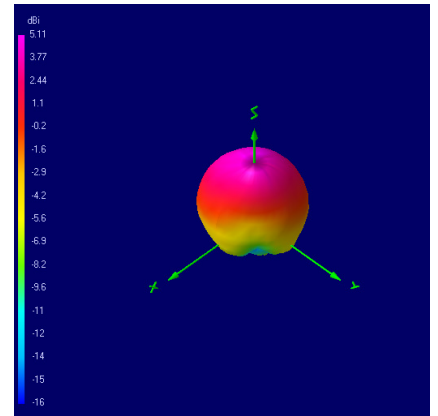
860 MHz



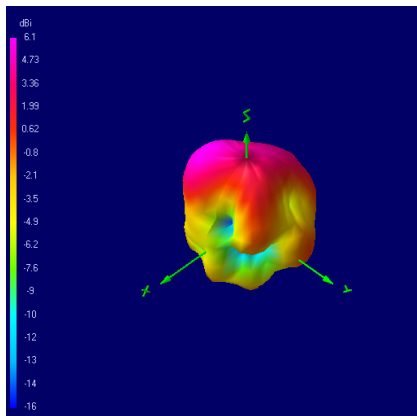
900 MHz



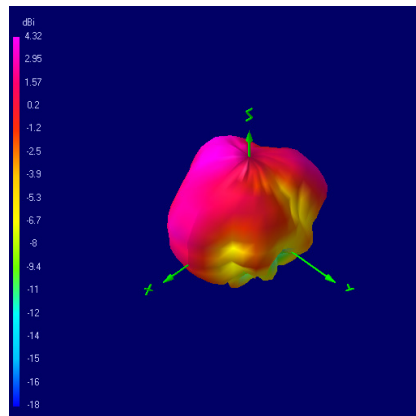
920 MHz



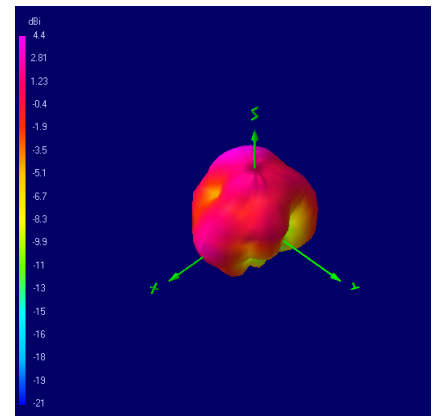
1500 MHz



1600 MHz



1700 MHz



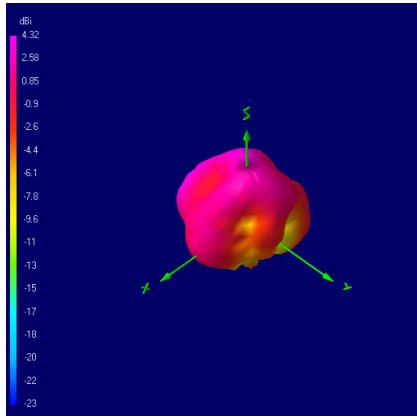


## Oscar 65

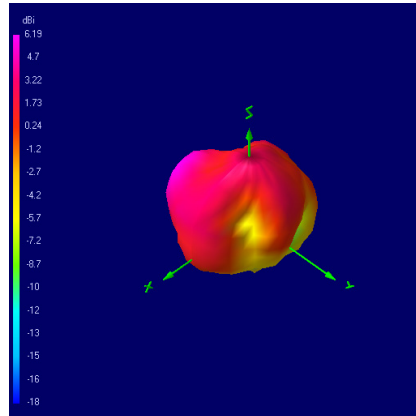
4x4 MIMO 600-8000 MHz Panel Antenna for 5G, LTE, ISM & Wi-Fi 7

### 3D Radiation Plots

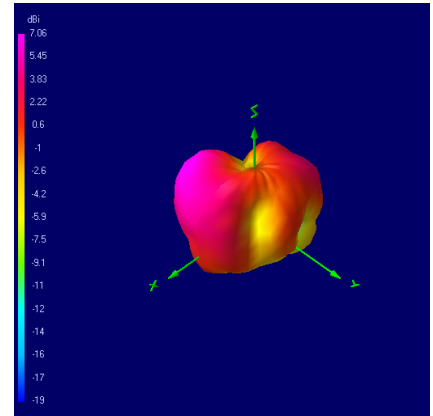
1800 MHz



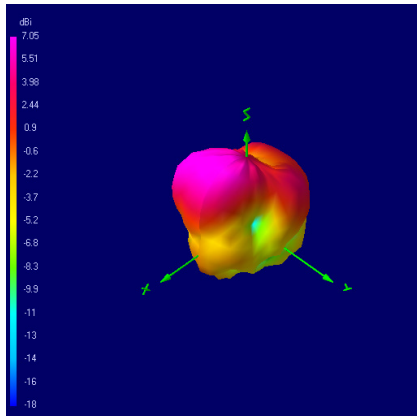
1900 MHz



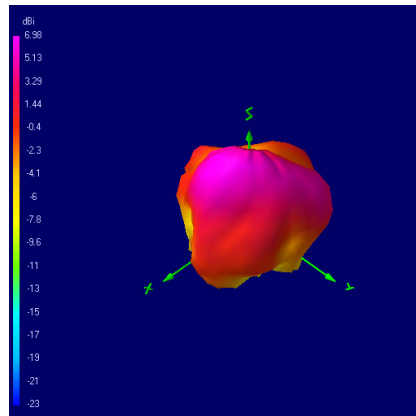
2000 MHz



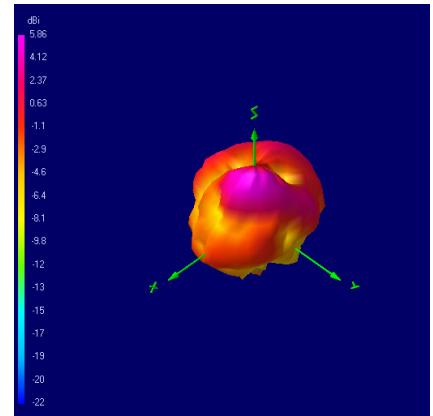
2100 MHz



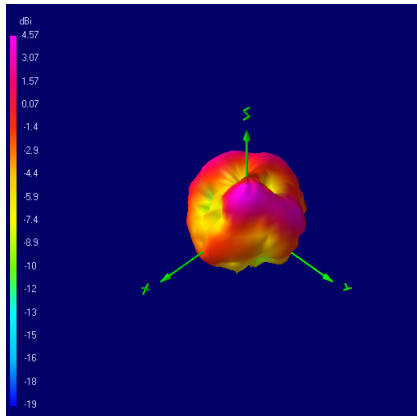
2300 MHz



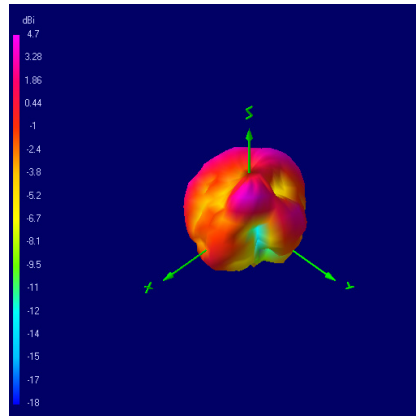
2400 MHz



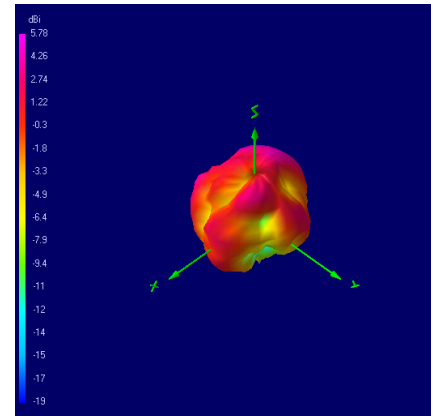
2440 MHz



2500 MHz



2600 MHz





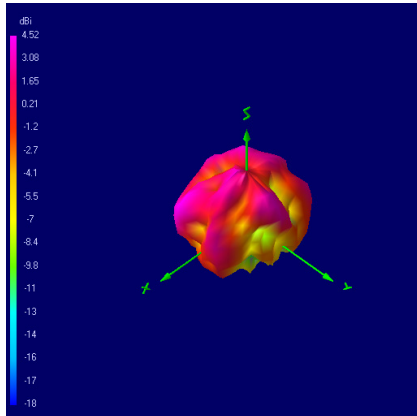


## Oscar 65

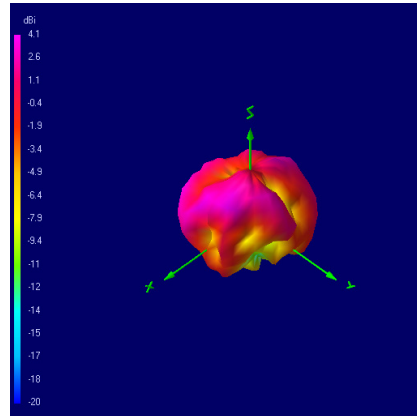
4x4 MIMO 600-8000 MHz Panel Antenna for 5G, LTE, ISM & Wi-Fi 7

### 3D Radiation Plots

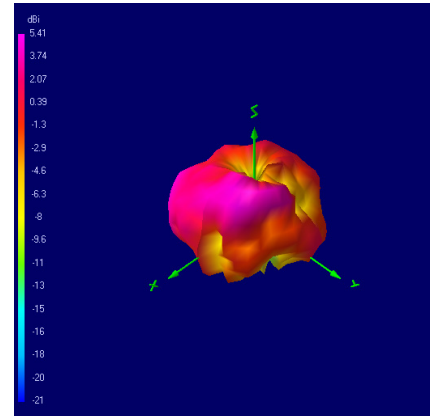
3300 MHz



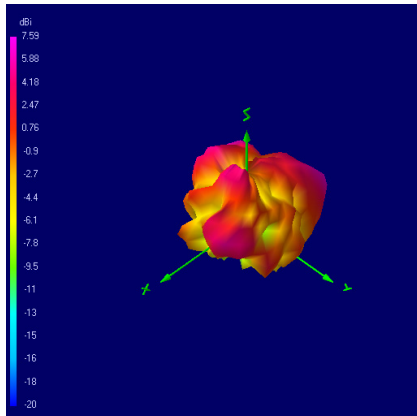
3500 MHz



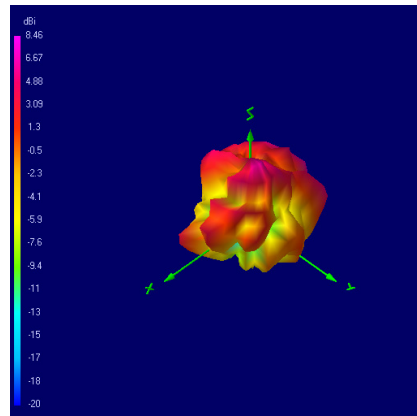
3700 MHz



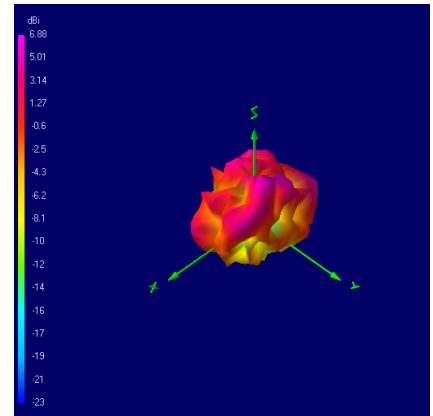
4700 MHz



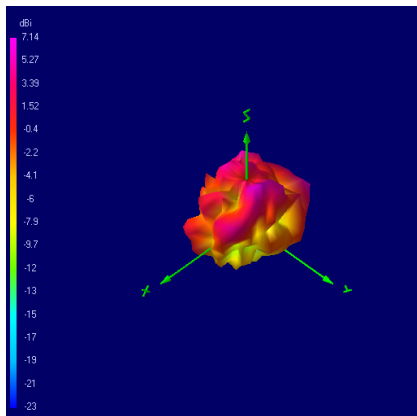
5200 MHz



5900 MHz



6000 MHz



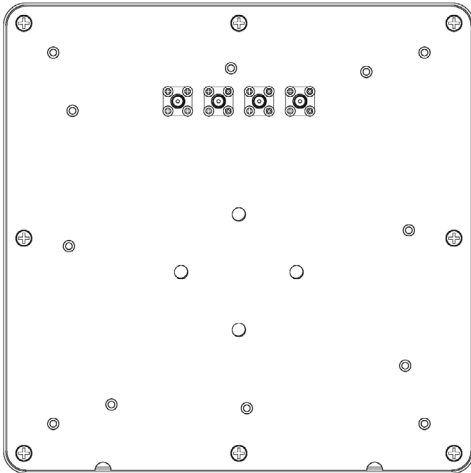
**NOTE:** All 3D radiation plots are shown with Theta = 45 and Phi = 45.



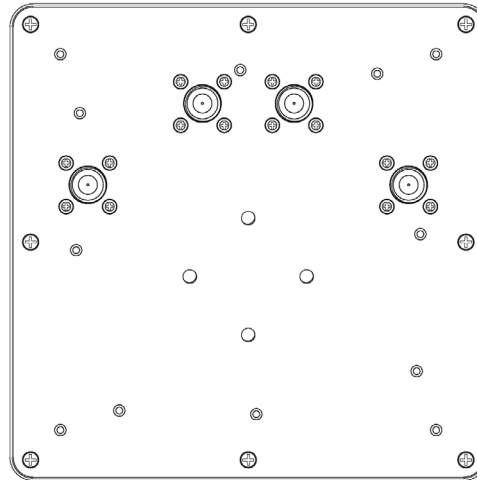
## Oscar 65

4x4 MIMO 600-8000 MHz Panel Antenna for 5G, LTE, ISM & Wi-Fi 7

### SMA Female Option



### N-Type Female Option



### Ordering Details:

Part Number	Description
OSCAR65/X/SMAF/S/S/33	4x4 MIMO 600-8000 MHz Panel Antenna for 5G, LTE, ISM & Wi-Fi 7 With SMA Female connectors
OSCAR65/X/NTYPE-F/S/S/33	4x4 MIMO 600-8000 MHz Panel Antenna for 5G, LTE, ISM & Wi-Fi 7 With N-Type Female connectors

### Associated Cables:

For the OSCAR40-PRO/X/NTYPE-F/S/S/33 (Black or White version) the following cables can be used to extend installation reach and maintain good signal quality.

Part Number	Description	Length (M)	Connector 1	Connector 2
ASMR600A058L13	N-TYPE(M) TO SMA(M) 6M LOW LOSS (SLL200) CABLE ASSEMBLY	6	N type male	SMA male
ASMR1000A058L13	N-TYPE(M) TO SMA(M) 10M LOW LOSS (SLL200) CABLE ASSEMBLY	10	N type male	SMA male
ASMR1500A058L13	N-TYPE(M) TO SMA(M) 15M LOW LOSS (SLL200) CABLE ASSEMBLY	15	N-type male	SMA male
ASMR2000A058L13	N-TYPE(M) TO SMA(M) 20M LOW LOSS (SLL200) CABLE ASSEMBLY	20	N-type male	SMA male