

TOUCH1024

Ultra Thin Wall Mounted
DMX Lighting Controller

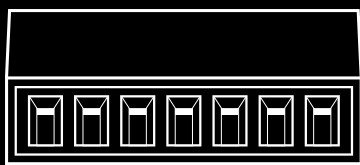


FREE SOFTWARE & APPLICATION DOWNLOAD

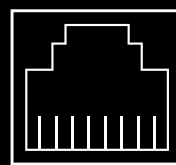
The new TOUCH DMX Lighting control interface comes with a sleek design and visually intuitive multifunction touch-sensitive surface for all your indoor installations.

Available in two versions, 512 or 1024 channels (2x512). The TOUCH interface Controls up to two universes across five zones with the TOUCH 1024 or control one split universe with five pages of scene memory with the TOUCH 512.

Both models offer instant playback of up to forty custom programmed scenes.



1. DMX1-
2. DMX1+
3. GND (DMX 1+2)
4. DMX2-
5. DMX2+
6. GND (Power Input)
7. DC Power Input (VCC, 9-24V / (0.1A))



1. M/S CLK - Master/Slave Clock
2. M/S DATA - Master/Slave Data
- 3-6. TRIG A, B, C, D - Dry Contact pins
7. 5V DC Output - For triggers
8. GND




CHROMATEQ

HARDWARE Features

DMX Output	1024 (2x512, 2U.) In/Out channels PC and Stand Alone
Multiple Zone	5 Zones, play up to 5 different scenes/sequences (zone combinations available)
Memory	Micro SD Card (all FAT format, up to 256 GB) + 4Mb Internal memory (No SD required) 2K-10K memory step capacity with up to 8 scenes per zone
DMX Modes	DMX In/Out, DMX Merge, DMX Trigger
Stand Alone Options	Time Clock setting adjustable in Stand Alone Play Scene, Color, Speed, Dimmer, Zones or pages
Triggers (Stand Alone)	Real Time Clock and calendar for each scene (Hour, Day, Week, Month, Year) 4 Dry Contacts on 3-5V (On, On/Off, Release, Restart, Scene Priority, 16 contacts max) 7 Pin Terminal Block (DMX1, DMX2, DC Power)
Max DMX outputs (USB)	x12 USB interfaces connected
Power	Input: 9-24V DC, 0.1A / Output: 5V DC
Dimension	H: 144 (5.67) / W: 97 (3.82) / D: 10 (0.39)
Housing	Black or White ABS Plastic, Glass (panel)
I/O Connectors	USB-C (5V. DC, 0.1A), RJ45 (Contacts, Master/Slave)
Operating Temperature	-40 to +85 C°
IP Rating	IP40
Certifications	CE, LVD, RoHS
International Warranty	5 years

SOFTWARE Features

PRO DMX 2	Yes, 1024 (2x512, 2U.)
LED PLAYER, PRO DMX, PIXXEM	1024 (2x512, 2U.)
STUDIO DMX	Free 3D viewer in real time (Full mode)
WI-LIGHT 2 - APP	Yes, Software
Worldwide Technical Support	Yes, English, French, Spanish, Portugese, Chinese



- 1. Zone selection (TOUCH 1024) | Page selection (TOUCH 512)**
Tap to select zones/Pages individually. Hold 2s to combine Zones
- 2. Scenes #**
Pick 1-8 (8 scenes per Zone or Page)
- 3. Colour wheel**
Pick RGB-AW colour for the selected zone (Colour mode selected)
- 4. Colour temperature**
Pick cool to warm white for the selected zone (CCT mode selected)
- 5. Dimmer intensity**
Dial the wheel to adjust light intensity (+/-) (Dimmer mode selected)
- 6. Dimmer or saturation mode activation**
Use the wheel to adjust brightness for selected zone (Active for 5s) Hold 3s to enter saturation mode
- 7. Colour or CCT mode activation**
Use the wheel to pick RGB-Amber-White colour. Hold 3s to enter cool/warm white mode
- 8. Scene mode activation**
Use the wheel to start or stop the selected scene
- 9. Speed mode Activation**
Use the wheel to change the current scene speed (Active for 5s)
- 10. Scene speed**
Dial the wheel to adjust scene playback speed (+/-) (Speed mode selected)
- 11. On / Off**
Tap to cancel wheel settings (Hold 3s for black out)
- 12. Tactile wheel picker and dial**
Adjust colour temperature, intensity (+/-) or speed (+/-) and scenes

Mobile minimum configuration:

Android 5 / iOS 10 and +
1Ghz CPU, 1 Gb RAM, 60 Mb disk

Configuration minimale PC:

Windows, Mac OS, Linux (32 and 64 bits)
2Ghz CPU (2 cores), 8 Gb RAM
2Gb RAM graphic card (for 3D only)
600 Mb disk, 1920x1080 resolution
1 USB port (Device)
1 Ethernet Port (for Art-Net & sACN)

Software & App download:

Software package download: <https://chromateq.com/dmx-software-downloads/>

191 Allée de Lauzard
34980 St Gély du Fesc, FRANCE
Web: www.chromateq.com
Email: info@chromateq.com
Phone: +33 952210755
Wechat: Chromateq
WhatsApp: +8613422062209
QQ: 2908265661



www.chromateq.com - Support • Download