



Product Change Notification

Current Date: 14-Jan-2025

TE Connectivity

Product Change Notification: PCN-24-229857

PCN Date: 13-JAN-25

Customer: Avnet EMG (429291)

Location: North Reading

Agreement: Agreement Unknown

TE would like to inform you of the following change(s) to the listed TE Connectivity Product. In case of any further questions about this change(s), please contact your TE Connectivity Sales Engineer. Affected part, drawing and/or specification numbers are listed on the attached sheet(s).

Product Description: (Text limited to 120 characters)
Ampseal Plug Assembly Product Drawing Clarification

General Description of Changes
The Industrial and Commercial Transportation business unit of TE Connectivity is making a minor drawing change to clarify the verbiage of the note that calls out the material of the housings for the Ampseal Plug Assembly for the product drawing(s) listed below.
Other attachments:
[2293782_Redline](#)
[2371886_Redline](#)

Reason for Changes:
Dear Customer, we hereby inform you of this drawing change. The change is necessary to clarify the note which calls out the material used to make the Ampseal Housings. The change does not impact performance. IMPORTANT: There is no change to the parts or material used to make the parts. This change is only to clarify our drawings.

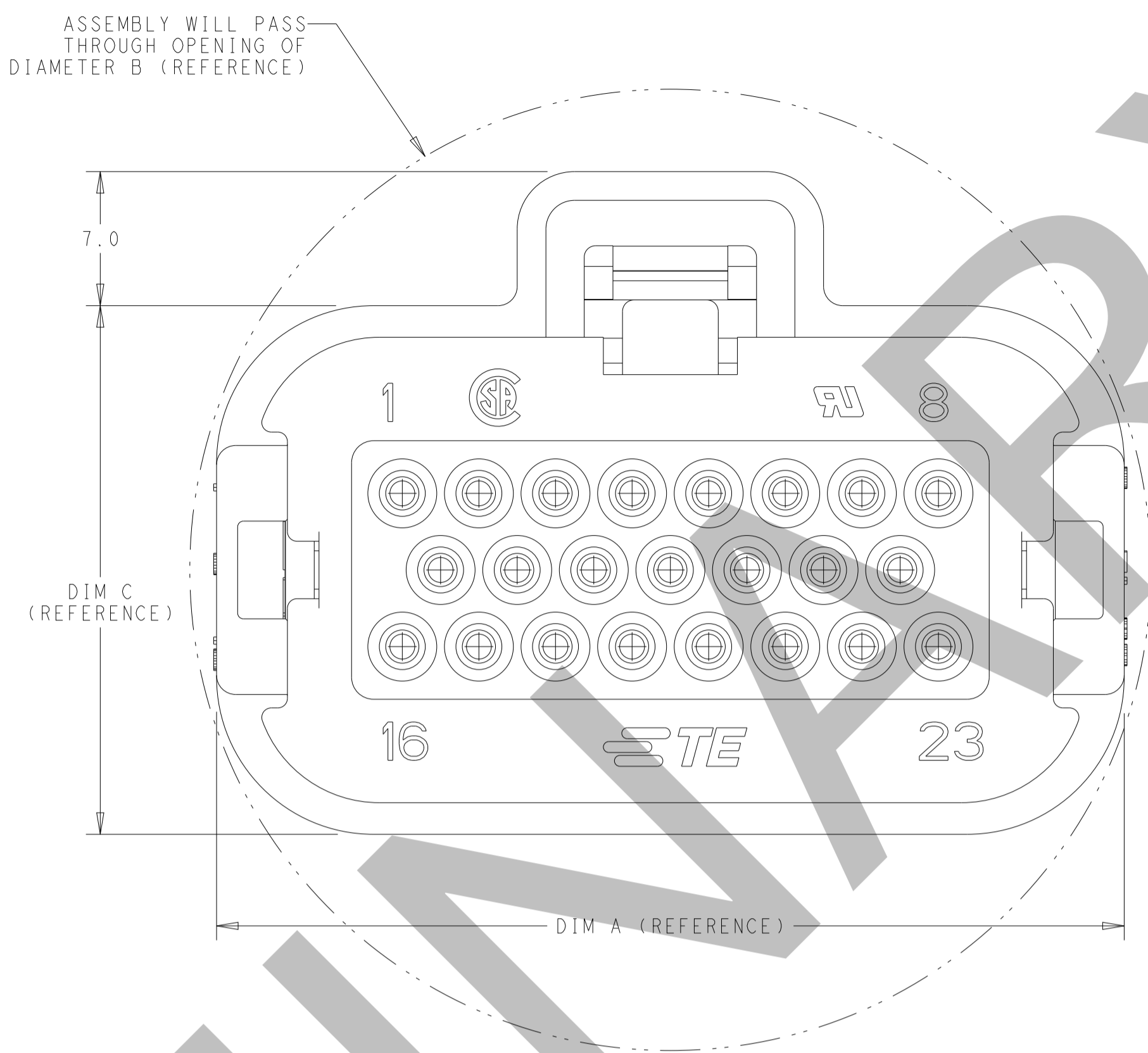
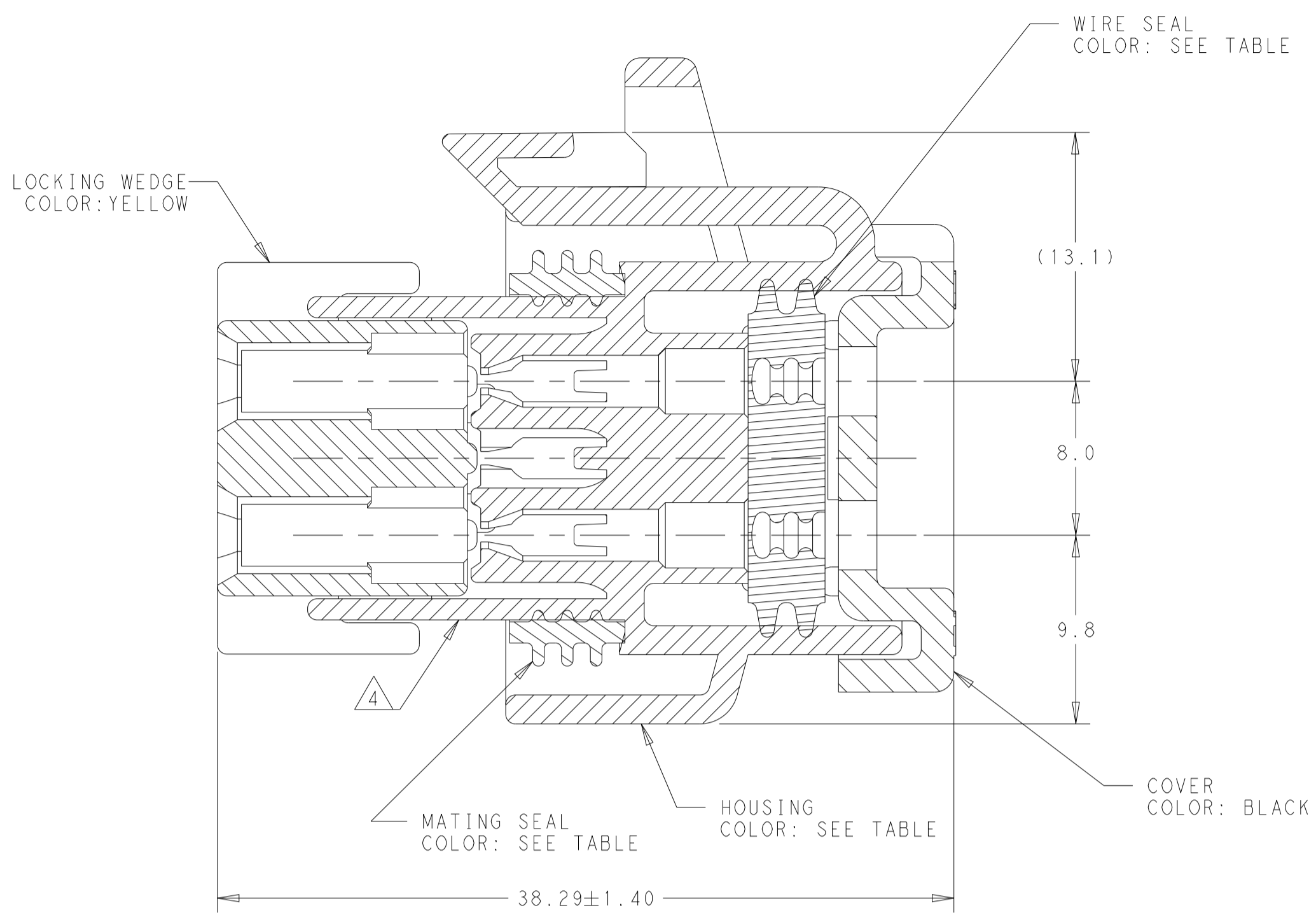
PCN Attributes:	
Product Category: Connectors	Kind of Change: Drawing
Change Feature: Note Update	Potential Customer Impact:
Remarks:	

Estimated Dates:	
Last Order Date (Obsolete Parts Only):	First Ship Date of Changed Items (Changed Parts Only): 05-MAY-2025
Last Ship Date of Changed Items (Obsolete Parts Only):	Last Date for Mixed Shipments: (Changed Parts Only): No Mixed Shipments
Effectivity Date:	Date of First Samples:

Part Number(s) being Modified:

Part Number	Part Discontinued per PCN	Customer Drawing	Customer Part Number	Alias Part Number(s)	Substitute Part Number	Substitute Alias Part Number(s)	Description Of Difference
770680-1	NO						
776164-1	NO						
776164-2	NO						
776164-4	NO						
776273-1	NO						
776273-4	NO						
776273-5	NO						
776286-1	NO						

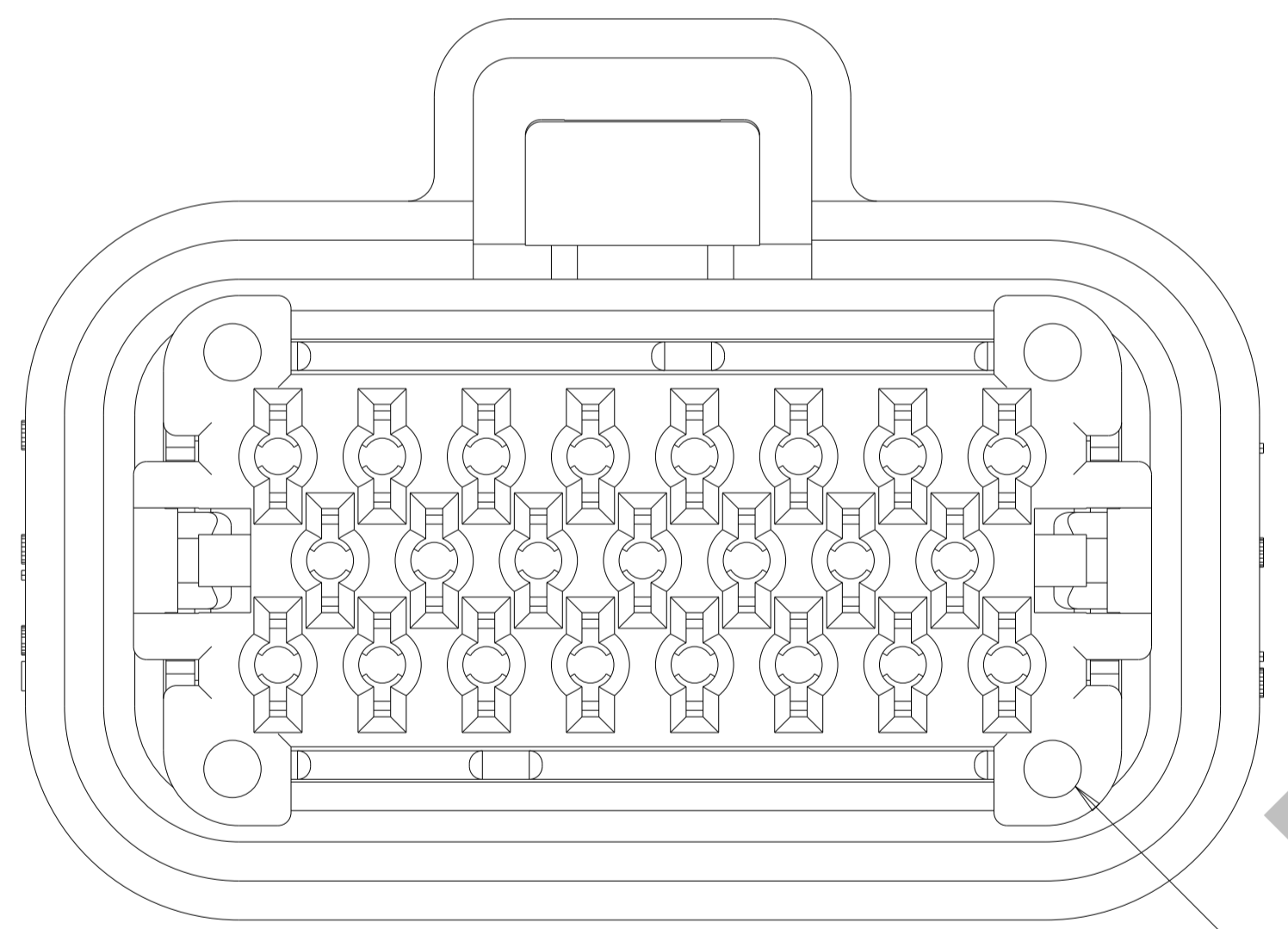
REVISIONS					
P	LTN	DESCRIPTION	DATE	OWN	APVD
A	ECN-22-139187		03MAR2022	DS	DS
A1	ECR-23-192063		08NOV2023	DCS	DCS



- MATERIAL: HOUSING - UL94V-0 PBT+PC
 LOCKING WEDGE - UL94V-0 PBT, YELLOW
 COVER - UL94V-0 PBT, BLACK
 MATING SEAL - SILICONE
 WIRE SEAL - SILICONE
- HOUSING COLORS ARE MECHANICALLY KEYPED TO MATE WITH IDENTICALLY COLORED HEADER ASSEMBLIES
- PLUG USES REELED TERMINAL 770520 OR LOOSE PIECE TERMINAL 770854
 770520-5, TIN PLATE, 20-22AWG TXL WIRE
 770520-6, TIN PLATE, 22-24AWG TXL WIRE
 770520-8, GOLD PLATE, 20-22AWG TXL WIRE
 1-770520-1, GOLD PLATE, 22-24AWG TXL WIRE
- DATE CODE ON THIS SURFACE. USES 5 DIGIT CODE:
 FIRST 2 DIGITS = YEAR, SECOND 2 DIGITS = WEEK,
 LAST DIGIT = DAY
- OPTIONAL VOID CORING ON 35 POSITION PLUG ASSEMBLY 2371885
- PRODUCT IS DESIGNED FOR WIRE OD OF 1.4 - 1.8mm

23-POSITION CONNECTOR SHOWN, SEE TABLE BELOW FOR ALTERNATE DIMENSIONS.

CONNECTOR SIZE	A	B	C
8-POSITION	27.4	40	27.50
14-POSITION	35.4	44	27.60
23-POSITION	47.4	50	27.60
35-POSITION	63.4	66	27.45

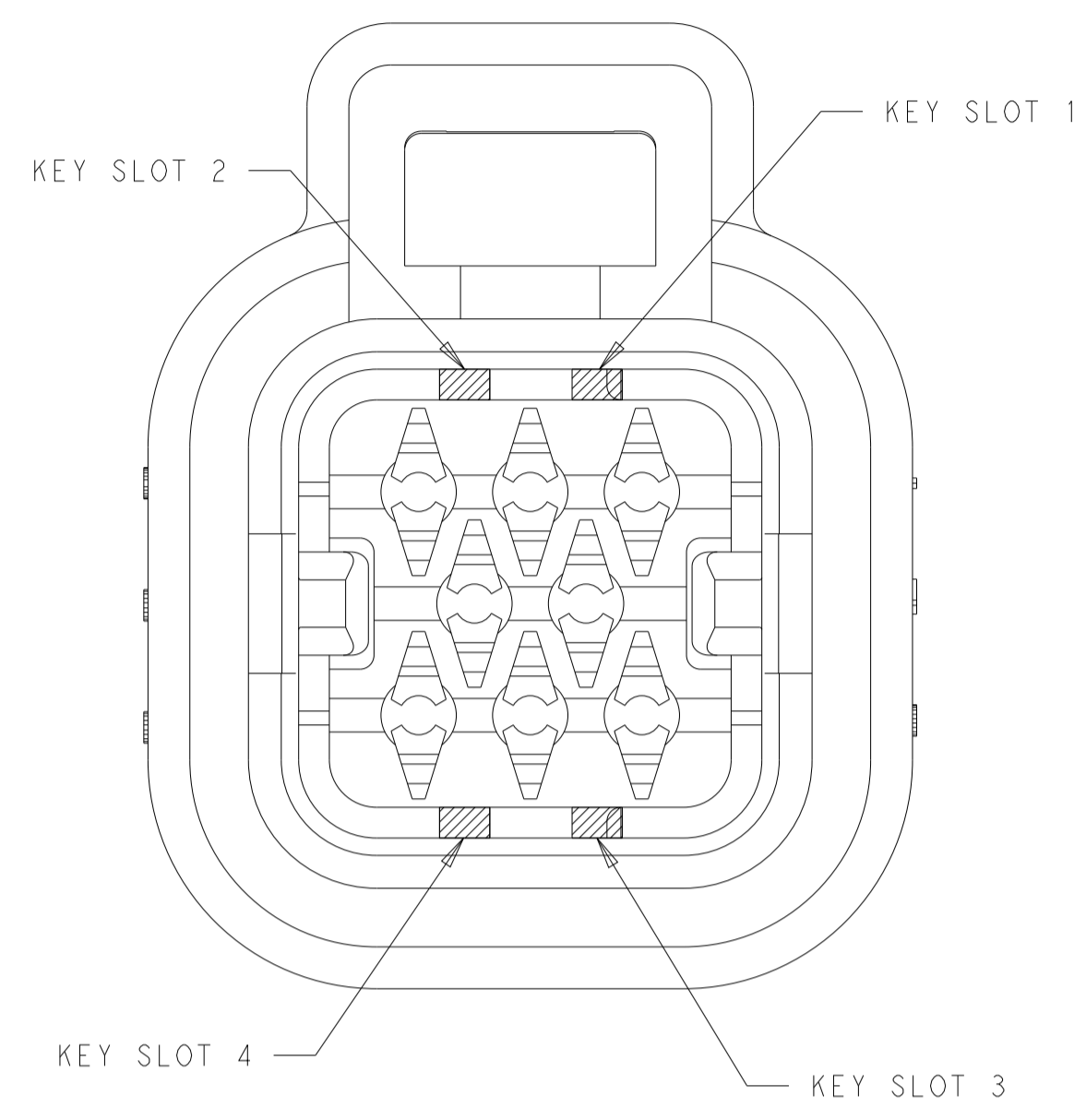


MATING HEADER	RIGHT-ANGLE	MATING SEAL COLOR	WIRE SEAL COLOR	HOUSING COLOR	NO. OF POSITIONS	PART NUMBER
776230, 776231	776180, 776163	RED	ORANGE	ORANGE	35-POSITION	2371885-6
				BLUE		2371885-5
				GREY		2371885-4
				NATURAL		2371885-2
776200, 776228	770669, 776087	RED	GREY	BLACK	23-POSITION	2371885-1
				BLUE		2371884-5
				GREY		2371884-4
				NATURAL		2371884-2
776261, 776262	776266, 776267	GREEN	BROWN	BLACK	14-POSITION	2371884-1
				BLUE		2371883-5
				GREY		2371883-4
				NATURAL		2371883-2
776275, 776276	776279, 776280	YELLOW	LT BLUE	BLACK	8-POSITION	2371883-1
				NATURAL		2371882-2
				BLACK		2371882-1

PRELIMINARY

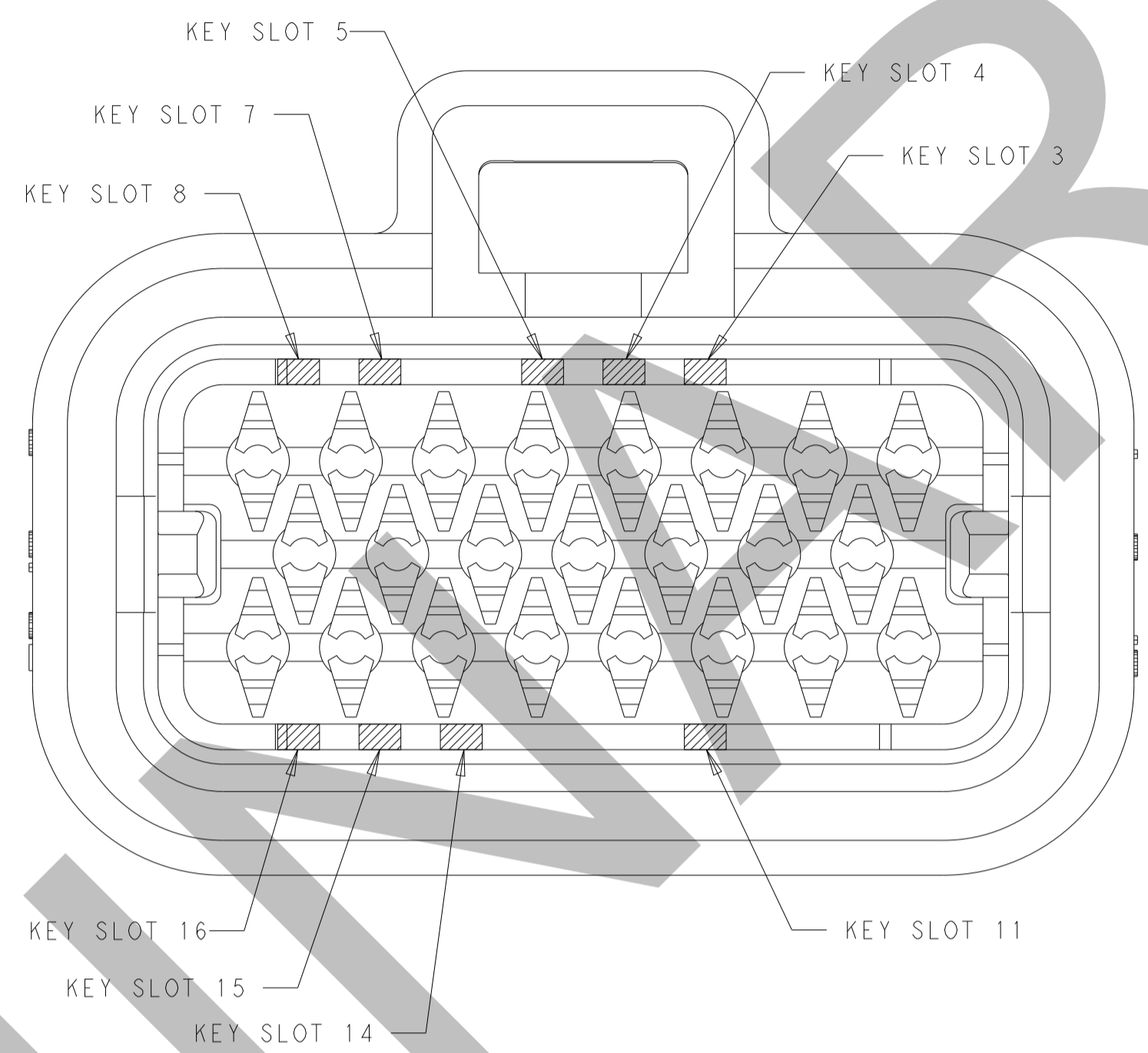
THIS DRAWING IS A CONTROLLED DOCUMENT. OWN: D STRAUSSER 05JAN2021
 DIMENSIONS: mm TOLERANCES UNLESS OTHERWISE SPECIFIED: 0 PLC ±0.2, 1 PLC ±0.2, 2 PLC ±0.2, 3 PLC ±0.2, 4 PLC ±0.2, ANGLES FINISH ±0.1
 MATERIAL: SEE NOTE 1
 CUSTOMER DRAWING
 APVD: D STRAUSSER 3-2-22
 PRODUCT SPEC: 108-160402
 APPLICATION SPEC: 114-16016
 WEIGHT: -
 NAME: PLUG ASSEMBLY, REDUCED WIRE SIZE AMPSEAL FAMILY DRAWING
 SIZE: A1 CAGE CODE: 100779 DRAWING NO: 2371886
 RESTRICTED TO: -
 SCALE: 4:1 SHEET 1 OF 2 REV: A1

REVISIONS				
P	LTN	DESCRIPTION	DATE	APVD
-		SEE SHEET 1	-	-



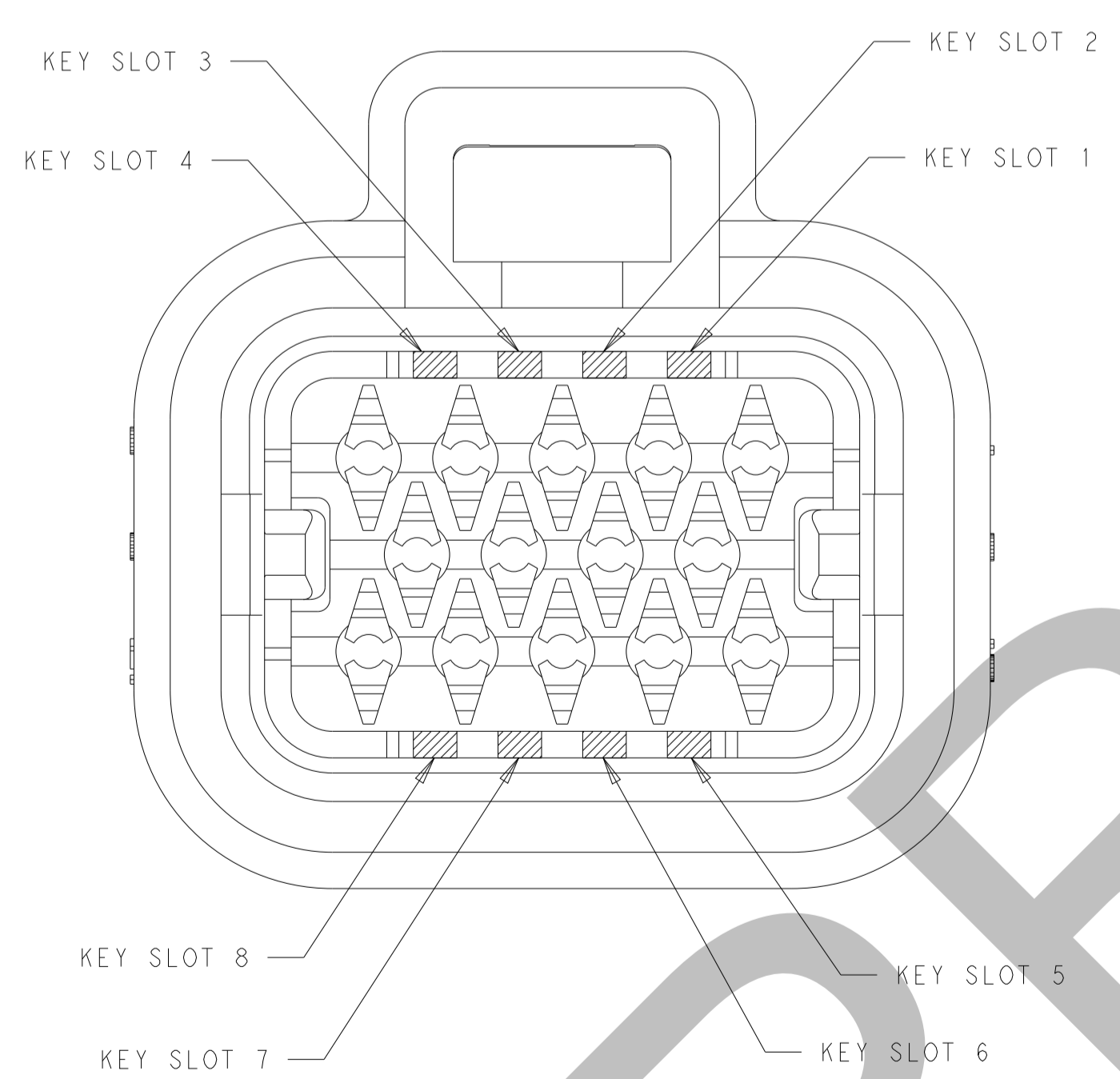
KEY SLOT LOCATION (SEE VIEW ABOVE)	COLOR	PART NUMBER
1 & 3	NATURAL	2371882-2
2 & 4	BLACK	2371882-1

8-POSITION CONNECTOR
KEY SLOT LOCATIONS
SCALE 4:1



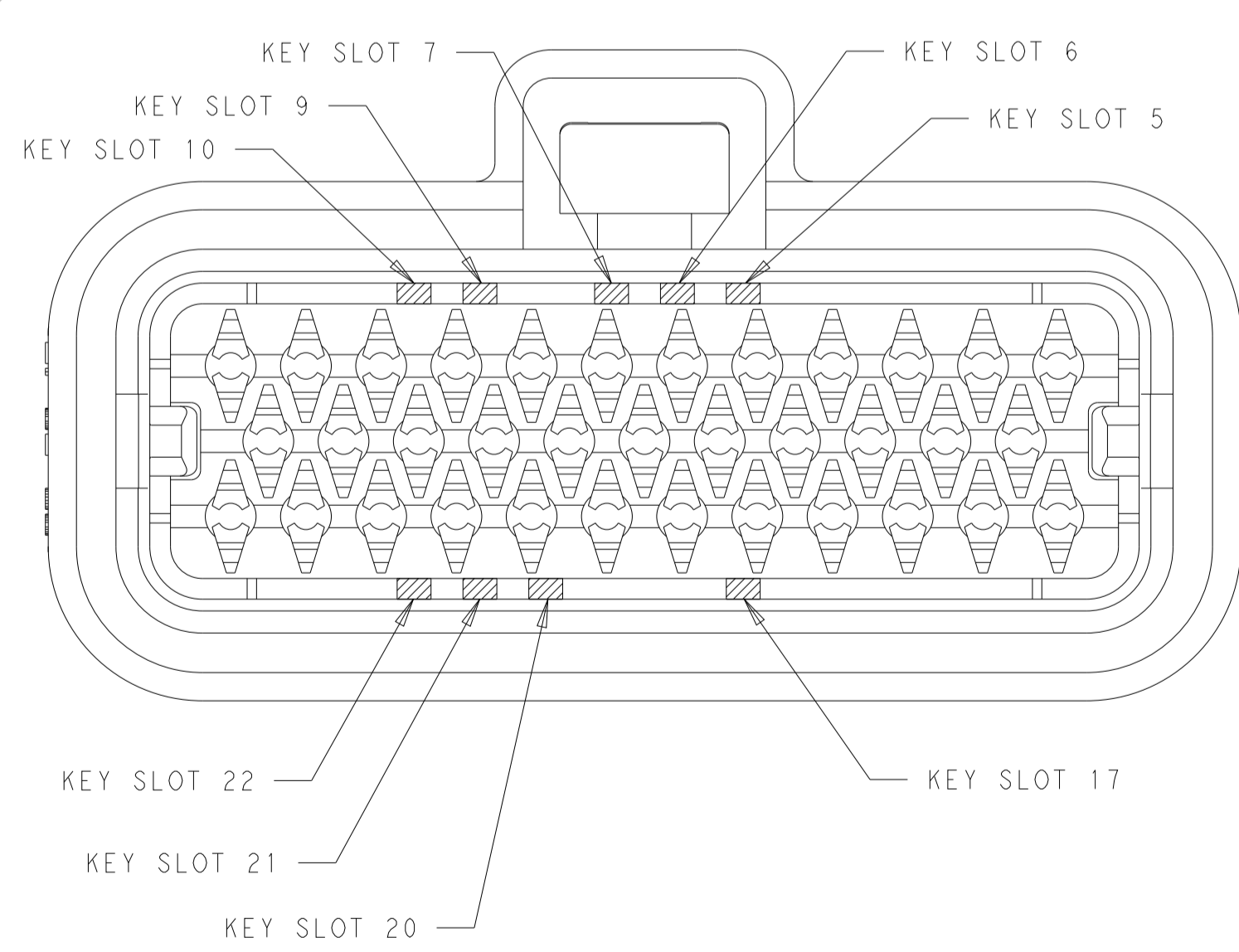
KEY SLOT LOCATION (SEE VIEW ABOVE)	COLOR	PART NUMBER
3, 8 & 16	BLUE	2371884-5
7 & 15	GREY	2371884-4
5 & 11	NATURAL	2371884-2
4 & 14	BLACK	2371884-1

23-POSITION CONNECTOR
KEY SLOT LOCATIONS
SCALE 4:1



KEY SLOT LOCATION (SEE VIEW ABOVE)	COLOR	PART NUMBER
3 & 5	BLUE	2371883-5
2 & 8	GREY	2371883-4
1 & 6	NATURAL	2371883-2
3 & 7	BLACK	2371883-1

14-POSITION CONNECTOR
KEY SLOT LOCATIONS
SCALE 4:1

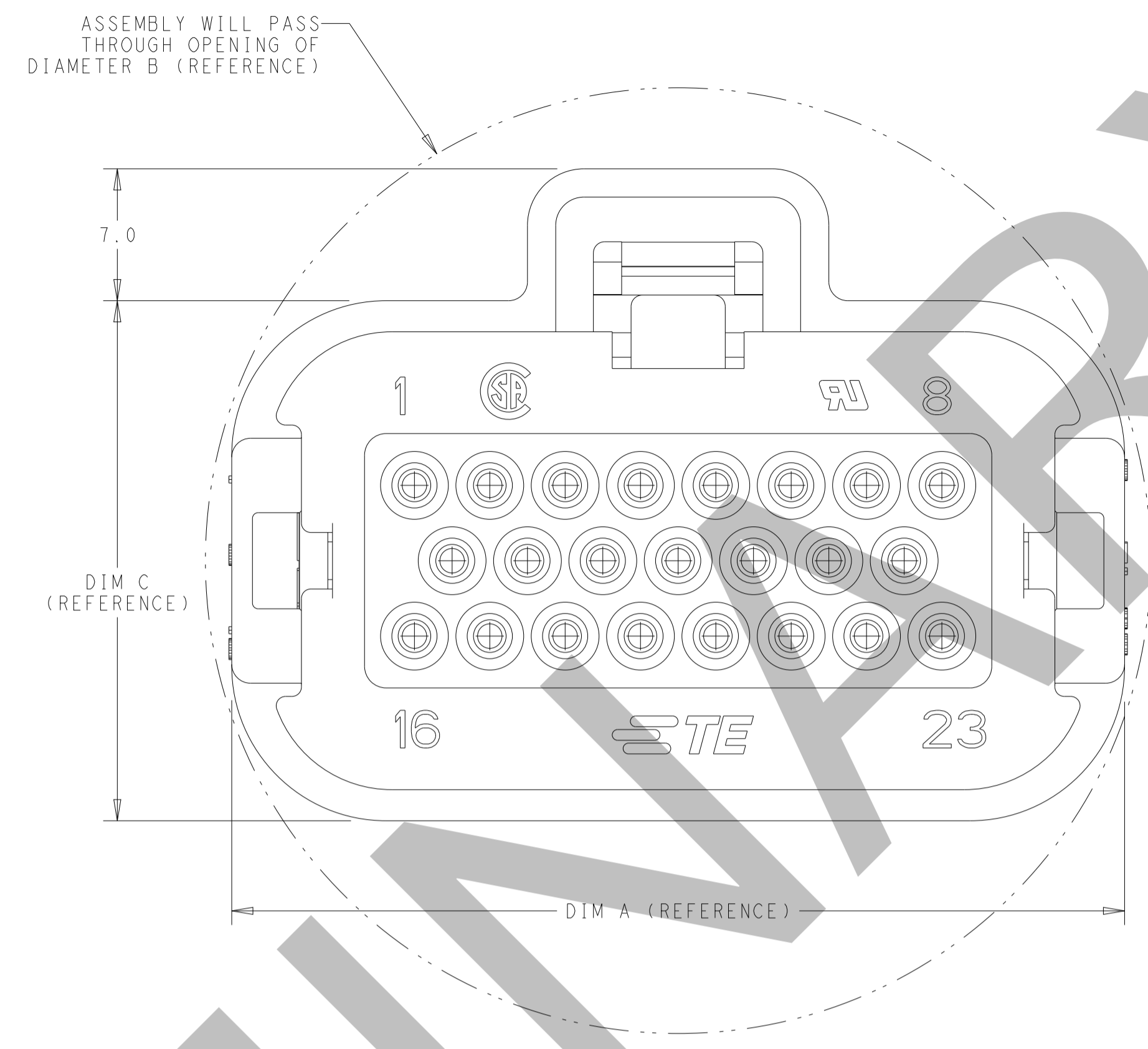
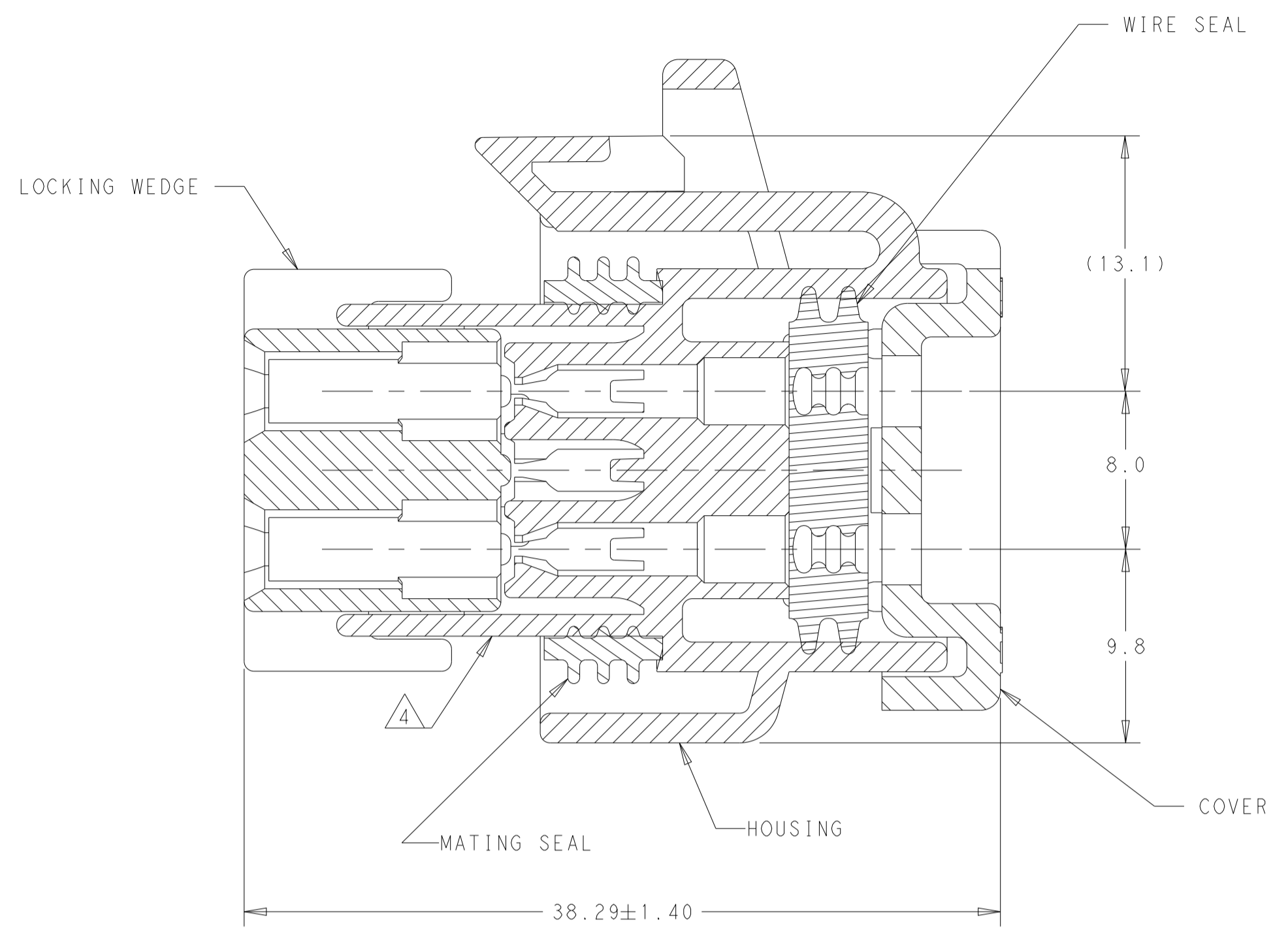


KEY SLOT LOCATION (SEE VIEW ABOVE)	COLOR	PART NUMBER
7 & 22	ORANGE	2371885-6
5, 10, 22	BLUE	2371885-5
9 & 21	GREY	2371885-4
7 & 17	NATURAL	2371885-2
6 & 20	BLACK	2371885-1

35-POSITION CONNECTOR
KEY SLOT LOCATIONS
SCALE 3:1

THIS DRAWING IS A CONTROLLED DOCUMENT.		OWN: D STRAUSSER 05JAN2021	TE Connectivity NAME: PLUG ASSEMBLY, REDUCED WIRE SIZE AMPSEAL FAMILY DRAWING
DIMENSIONS: mm		CHK: D STRAUSSER 03MAR2022	
TOLERANCES UNLESS OTHERWISE SPECIFIED: 0 PLC ± 1 PLC ±0.2 2 PLC ± 3 PLC ± 4 PLC ± ANGLES ± FINISH ±		PRODUCT SPEC: 108-160402 APPLICATION SPEC: 114-16016 WEIGHT: - CUSTOMER DRAWING	RESTRICTED TO: - SIZE: A1 CAGE CODE: 00779 DRAWING NO: C=2371886 SCALE: 1:1 SHEET 2 OF 2 REV: A1

REVISIONS				
P	LTN	DESCRIPTION	DATE	APVD
E1	ECR-22-157945		10NOV2022	DS DS
E2	ECR-23-179751		28JUN2023	DCS DCS



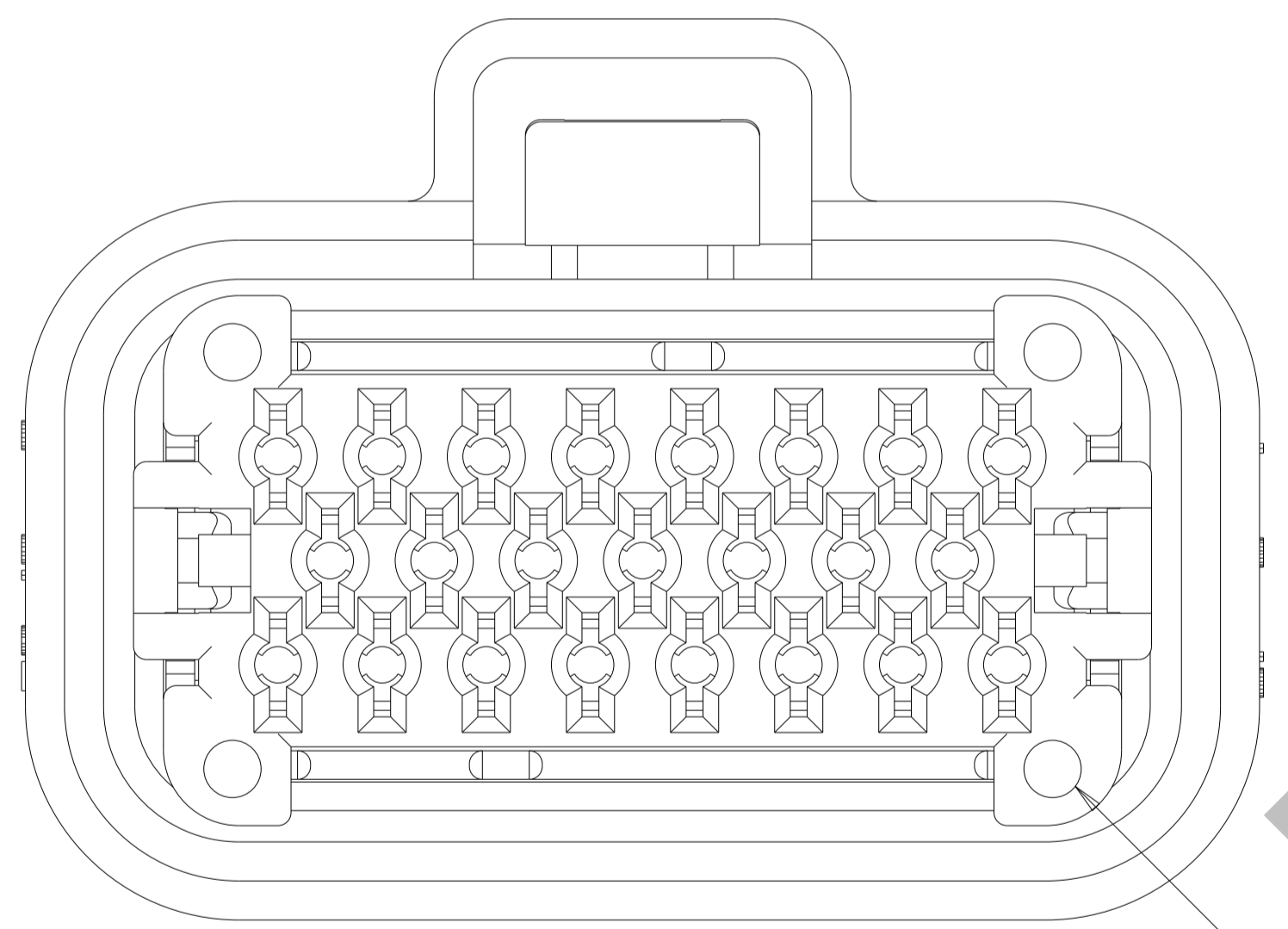
- MATERIAL: HOUSING - UL94V-0 PBT + PC
 LOCKING WEDGE - UL94V-0 PBT, RED
 COVER - UL94V-0 PBT, BLACK
 MATING SEAL - SILICONE
 WIRE SEAL - SILICONE
- HOUSING COLORS ARE MECHANICALLY KEYPED TO MATE WITH IDENTICALLY COLORED HEADER ASSEMBLIES
- PLUG USES REELED TERMINAL 770520 OR LOOSE PIECE TERMINAL 770854. SEE TABLE 1 FOR WIRE RANGE
- DATE CODE ON THIS SURFACE. USES 5 DIGIT CODE: FIRST 2 DIGITS = YEAR, SECOND 2 DIGITS = WEEK, LAST DIGIT = DAY
- CIRCUITS 3, 7, 16, 17, 21, 22 BLOCKED
- OPTIONAL VOID CORING ON 35 POSITION PLUG ASSEMBLY 776164

23-POSITION CONNECTOR SHOWN, SEE TABLE BELOW FOR ALTERNATE DIMENSIONS.

CONNECTOR SIZE	A	B	C
8-POSITION	27.4	40	27.50
14-POSITION	35.4	44	27.60
23-POSITION	47.4	50	27.60
35-POSITION	63.4	66	27.45

TERMINAL PART NUMBER	WIRE SIZE		INSULATION RANGE
	mm ²	AWG	
770520-1 AND 770520-3	0.5	20 TXL	1.7-2.7
	0.8	18 TXL	
	1.0 FLY	-	2.2-2.4
	1.5	16 TXL	
	1.5 FLY	-	

TABLE 1



BOTTOM VIEW WITH LOCKING WEDGE

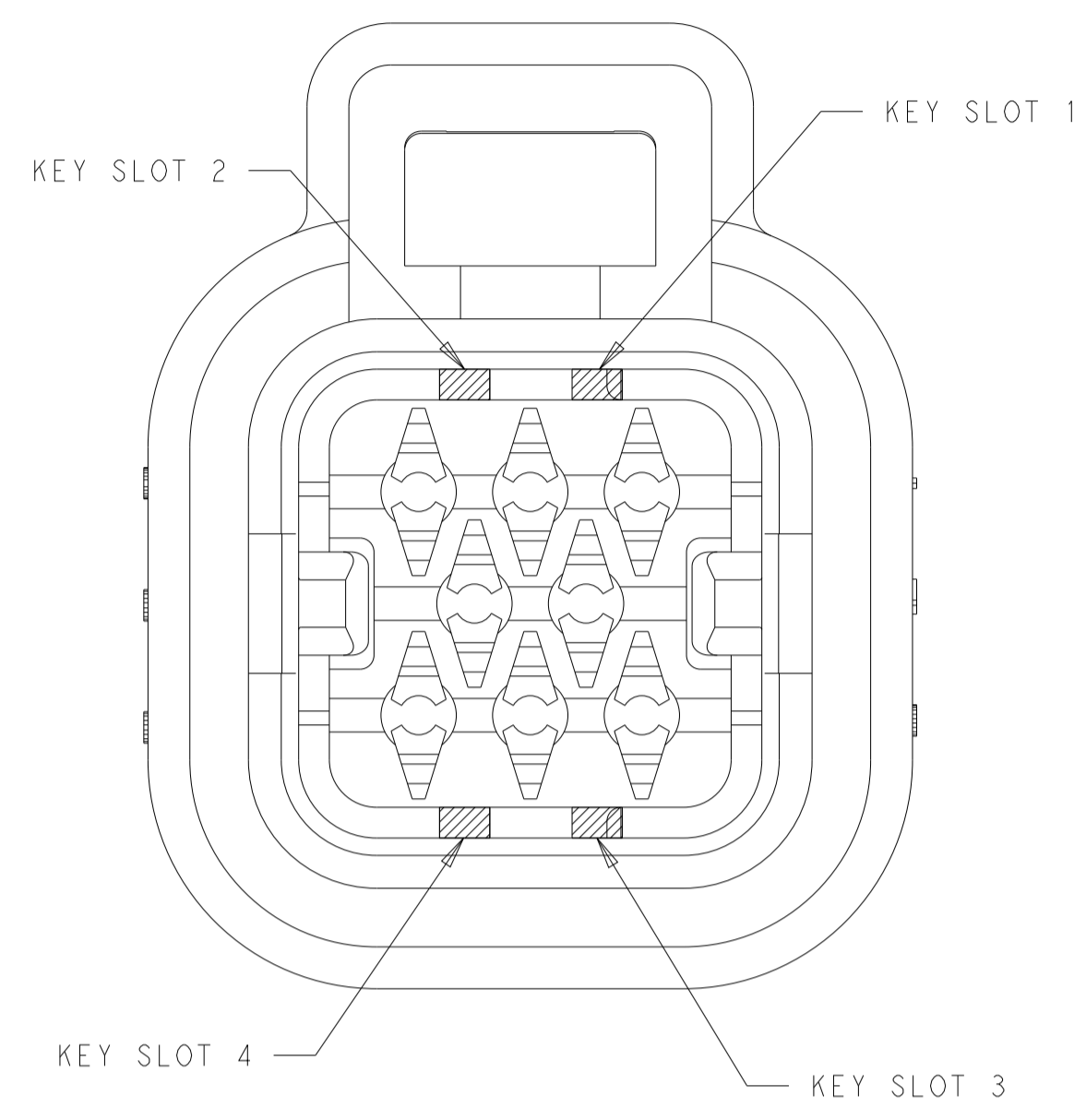
PART NUMBER	MATING HEADER	WIRE SEAL COLOR	MATING SEAL COLOR	HOUSING COLOR	NO. OF POSITIONS	PART NUMBER
776230, 776231	776180, 776163	RED	RED	RED	35-POSITION	776164-6
						776164-5
						776164-4
						776164-2
776200, 776228	770669, 770687	GREEN	RED	RED	23-POSITION	770680-5
						770680-4
						770680-3
						770680-2
776261, 776262	776266, 776267	GREEN	GREEN	GREEN	14-POSITION	776273-5
						776273-4
						776273-2
						776273-1
776275, 776276	776279, 776280	YELLOW	YELLOW	YELLOW	8-POSITION	776286-2
						776286-1

THIS DRAWING IS A CONTROLLED DOCUMENT.

APVD: G. BROWN	DATE: 29JUN2015	NAME: PLUG ASSEMBLY, AMPSEAL FAMILY DRAWING
CHK: D. STRAUSSER	DATE: 29JUN2015	SIZE: A1
DWN: A. MARTIN	DATE: 11JUN2015	SCALE: 4:1
PRODUCT SPEC: 108-1329	APPLICATION SPEC: 114-16016	SHEET 1 OF 2
WEIGHT: -	CUSTOMER DRAWING	REV: E2

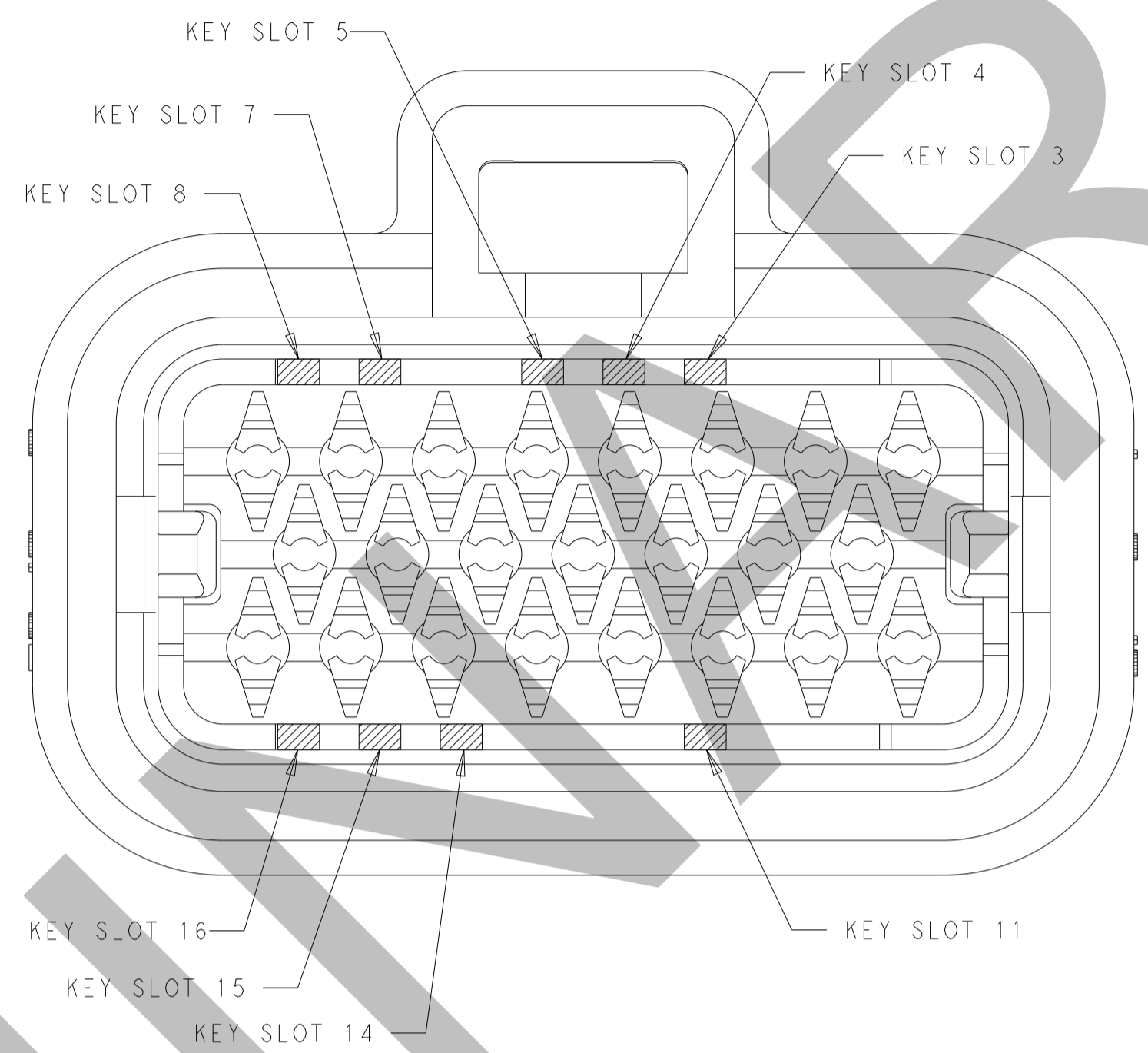
STE TE Connectivity

REVISIONS				
P	LTN	DESCRIPTION	DATE	APVD
-	-	SEE SHEET 1	-	-



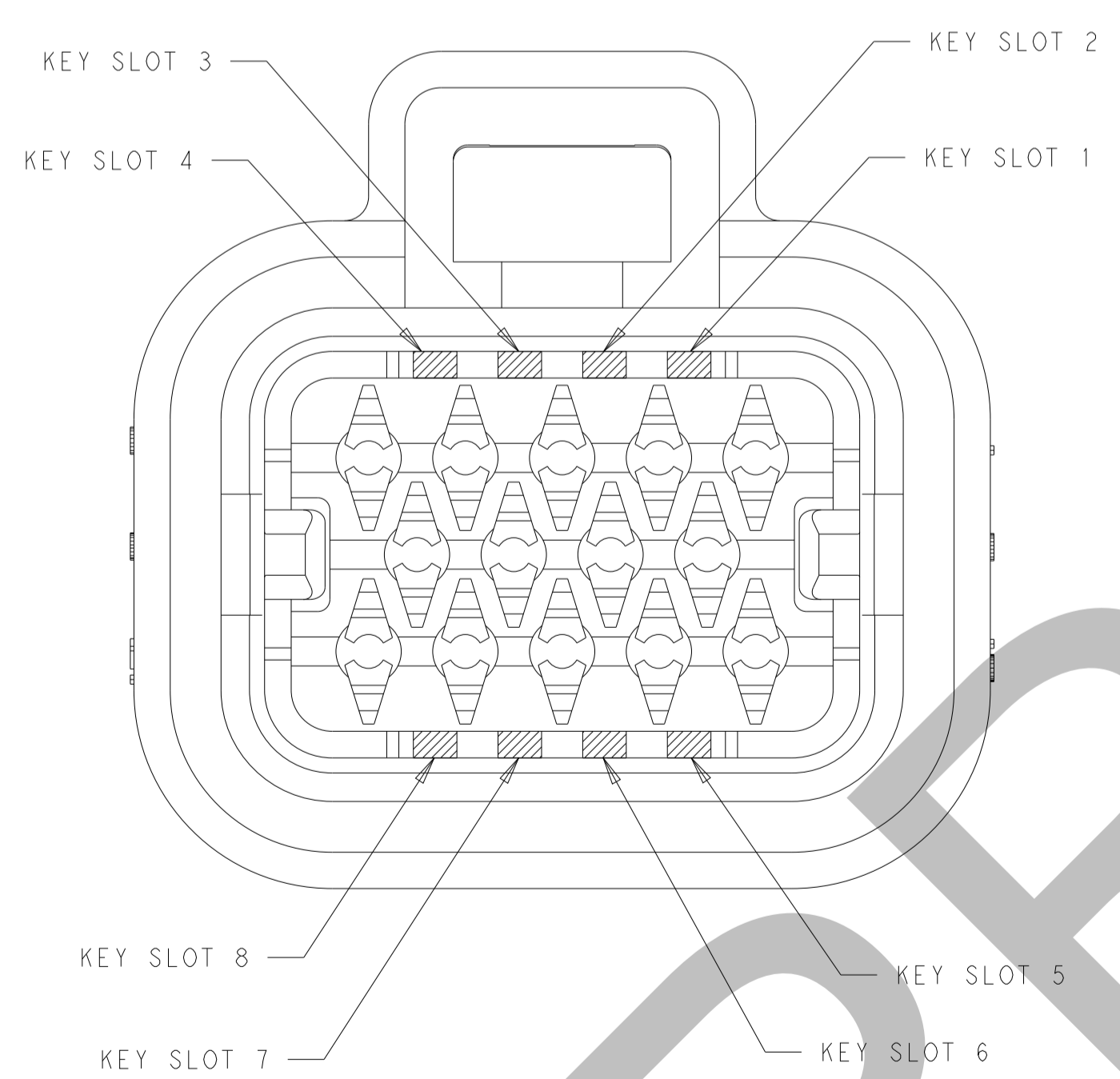
KEY SLOT LOCATION (SEE VIEW ABOVE)	COLOR	PART NUMBER
1 & 3	NATURAL	776286-2
2 & 4	BLACK	776286-1

8-POSITION CONNECTOR
KEY SLOT LOCATIONS
SCALE 4:1



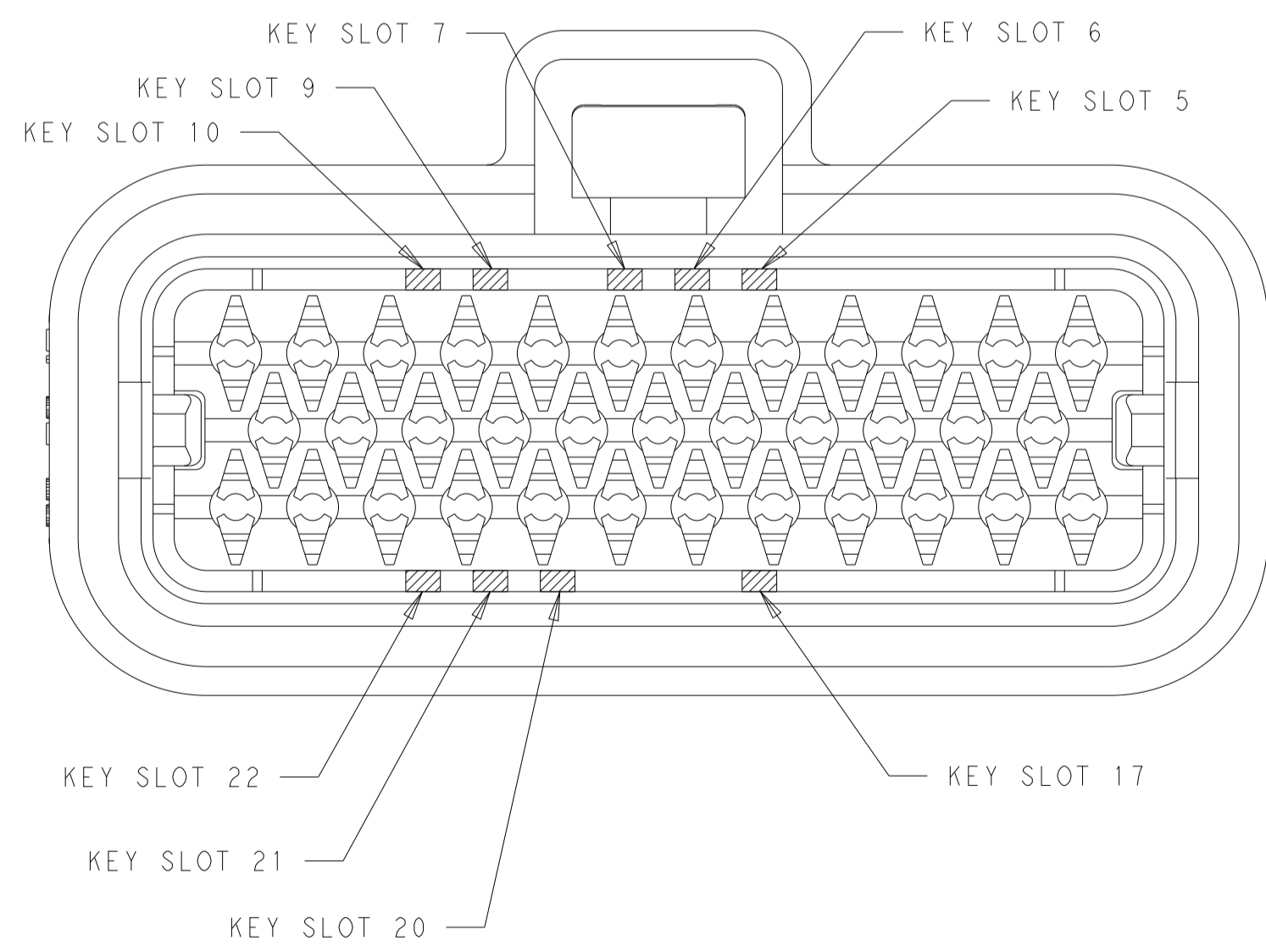
KEY SLOT LOCATION (SEE VIEW ABOVE)	COLOR	PART NUMBER
3, 8 & 16	BLUE	770680-5
7 & 15	GREY	770680-4
4 & 14	BLACK	770680-3
5 & 11	NATURAL	770680-2
4 & 14	BLACK	770680-1

23-POSITION CONNECTOR
KEY SLOT LOCATIONS
SCALE 4:1



KEY SLOT LOCATION (SEE VIEW ABOVE)	COLOR	PART NUMBER
3 & 5	BLUE	776273-5
2 & 8	GREY	776273-4
1 & 6	NATURAL	776273-2
3 & 7	BLACK	776273-1

14-POSITION CONNECTOR
KEY SLOT LOCATIONS
SCALE 4:1



KEY SLOT LOCATION (SEE VIEW ABOVE)	COLOR	PART NUMBER
7 & 22	ORANGE	776164-6
5, 10, 22	BLUE	776164-5
9 & 21	GREY	776164-4
7 & 17	NATURAL	776164-2
6 & 20	BLACK	776164-1

35-POSITION CONNECTOR
KEY SLOT LOCATIONS
SCALE 3:1

THIS DRAWING IS A CONTROLLED DOCUMENT.

DIMENSIONS:	TOLERANCES UNLESS OTHERWISE SPECIFIED:	OWN: A. MARTIN 11JUN2015	TE Connectivity NAME: PLUG ASSEMBLY, AMPSEAL FAMILY DRAWING
mm	0 PLC ±0.2	CHK: D. STRAUSSER 29JUN2015	
	1 PLC ±	APVD: G. BROWN 29JUN2015	
	2 PLC ±	PRODUCT SPEC	
MATERIAL:	ANGLES FINISH	108-1329	SIZE: A1
SEE NOTE 1		114-16016	CAGE CODE: 00779
			DRAWING NO: C=2293782
			RESTRICTED TO: -
			SCALE: 1:1 SHEET 2 OF 2 REV: E2