

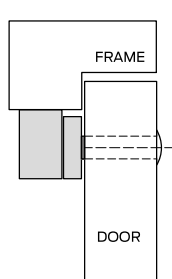
## 9500 Series - Electromagnetic Locks

The Briton 9500 Series is a high quality range of 'face to face' locking devices offering up to 545kg holding force. The range includes small footprint 'mini-mags' for lower security applications and a mortice mounted version for use with custom made architectural housings for single or double door applications.

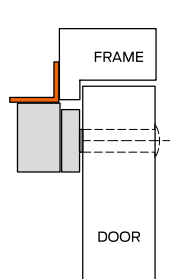
As standard, 9500 Series electromagnets are suitable for outswing doors but can be converted for use on inswing doors using a series of Z and L brackets.



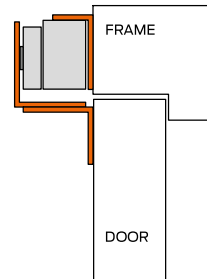
### Installation options



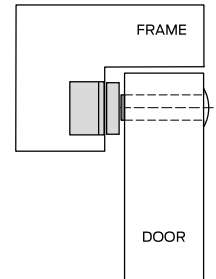
Standard face to face magnet mounting on outward opening door



Face to face magnet mounting with 'L' bracket on outward opening door



Face to face magnet mounting with 'Z & L' bracket on inward opening door



Mortice mounted face to face magnet

### Features & Benefits

- Extruded aluminium housing with adjustable mounting bracket for quick and simple installation
- Holding forces of 270kg and 545kg per leaf
- Suitable for single swing doors
- All units are “fail unlocked” providing safe exit in the event of power failure or an emergency when interfaced to a fire alarm output
- Monitored and unmonitored versions where indicated
- Door status monitor (DSM) indicates when a door is open or closed when monitored remotely
- Steel armature is fixed through the door for a secure mounting
- Mortice version is designed for installation into architectural housings, either horizontal or vertical

### Specification

- Voltage - 12v or 24v DC (all models)
- Current draw  
9501/9502/9551/9552  
500mA @ 12v DC  
250mA @ 24v DC
- Current draw 9560  
480mA @ 12v DC  
240mA @ 24v DC



Face to face magnet for use on double doors

### Testing & Certification

CE marked to EN61000 for Electromagnetic compatibility Directive 2014/30/EU

Full Declaration of Performance available from our website at:

[www.britondops.co.uk](http://www.britondops.co.uk)



### What's in the box?

- Electromagnetic lock
- Armature plate
- Lock mounting screws and armature mounting bolts
- Installation instructions

## 9500 Series - Electromagnetic Locks



### 9501

- Single face to face magnet
- Holding force 544kg
- Unmonitored
- Dimensions (H x L x D) 73 x 266 x 40

### 9501.M

- Single magnet
- Holding force 544kg
- Door Sense Monitor indicates when door is open or closed
- Dimensions (H x L x D) 73 x 266 x 40



### 9502

- Double face to face magnet
- Holding force 544kg per leaf
- Unmonitored
- Dimensions (H x L x D) 73 x 532 x 40

### 9502.M

- Double magnet
- Holding force 544kg per leaf
- Door Sense Monitor indicates when door is open or closed
- Dimensions (H x L x D) 73 x 532 x 40



### 9551

- Single face to face 'mini' magnet - unmonitored
- Holding force 227kg
- Dimensions (H x L x D) 42 x 250 x 25

### 9551.M

- Single face to face 'mini' magnet - monitored
- Holding force 544kg
- Door Sense Monitor indicates when door is open or closed
- Dimensions (H x L x D) 42 x 250 x 25



### 9552

- Double face to face 'mini' magnet - unmonitored
- Holding force 227kg per leaf
- Dimensions (H x L x D) 42 x 500 x 25

### 9552.M

- Double face to face 'mini' magnet - monitored
- Holding force 544kg per leaf
- Door Sense Monitor indicates when door is open or closed
- Dimensions (H x L x D) 42 x 500 x 25



### 9560

- Mortice mounted face to face magnet
- Holding force 270kg
- Unmonitored
- Dimensions (H x L x D)  
Magnet 37.5 x 228 x 26  
Armature 37.5 x 186 x 12



### 9501.ZL and 9551.ZL

A series of Z and L brackets for use with surface mounted magnets.

Technical specification	Product ref:		
	9501/9501M 9502/9502M	9551/9551M 9552/9552M	9560
Holding force	544kg per leaf	227kg per leaf	270kg
Voltage	12 or 24V DC	12 or 24V DC	12 or 24V DC
Current draw	500mA @ 12V DC	500mA @ 12V DC	480mA @ 12V DC
	250mA @ 24V DC	250mA @ 24V DC	240mA @ 24V DC

Product ref.	Function/description	Finish
9501	Standard single face to face magnet - unmonitored	.SV
9501M	Standard single face to face magnet - monitored	.SV
9502	Standard double face to face magnet - unmonitored	.SV
9502M	Standard double face to face magnet - unmonitored	.SV
9551	Single face to face 'Mini' magnet - unmonitored	.SV
9551M	Double face to face 'Mini' magnet - monitored	.SV
9552	Single face to face 'Mini' magnet - unmonitored	.SV
9552M	Double face to face 'Mini' magnet - monitored	.SV
9560	Mortice mounted face to face magnet - unmonitored	.SV
9560MBS	Mortice mounted face to face magnet - monitored	.SV

Product ref.	Accessories	Finish
9501.L	L bracket for use with 9501/9502 magnets	.SV
9501.ZL	Z and L bracket set for use with 9501/9502 magnets for use on inward opening doors	.SV
9551.L	L bracket for use with 9551/9552 magnets	.SV
9551.ZL	Z and L bracket set for use with 9551/9552 magnets for use on inward opening doors	.SV