

Thin-Film RF/Microwave Filters


BP1206 Thin Film Band Pass Filter

General Information

ITF TECHNOLOGY

The BP1206 Band Pass Filter is based on thin-film multilayer technology. The technology provides a miniature part with excellent high frequency performance and rugged construction for reliable automatic assembly.

The ITF Filter is offered in a variety of frequency bands compatible with various types of high frequency wireless systems.



FEATURES

- Small size: 1206
- Band: Up to 6100 MHz
- Characteristic impedance: 50Ω
- Operating / Storage temp: -40°C – 85°C
- Power Handling: 8W (continuous)
- Low profile
- Rugged construction
- Taped and reeled
- RoHS compliant

APPLICATIONS

- Base station
- 5G / 6G LTE
- Antenna matching
- Mobile communications
- Satellite TV receivers
- Vehicle location systems
- Wireless LAN's
- Radar

HOW TO ORDER

BP	1206	A	XXXX	A	N	TR
Series	Case Size	Type	Frequency (MHz)	Sub-Type	Termination	Taped & Reeled

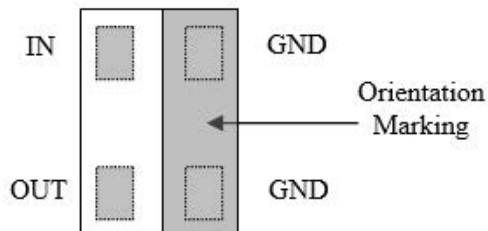
FINAL QUALITY INSPECTION

Finished parts are 100% tested for electrical parameters and visual/ mechanical characteristics. Each production lot is evaluated on a sample basis for:

- Static Humidity: 85°C, 85% RH, 160 hours
- Endurance : 125°C, IR, 4 hours

TERMINATION


Nickel/ Lead-free Solder coating (Sn100) compatible with automatic soldering technologies: reflow, wave soldering, vapor phase and manual.



Thin-Film RF/Microwave Filters

BP1206 Thin Film Band Pass Filter

BP1206A1500ANTR



ITF TECHNOLOGY

The BP1206 Band Pass Filter is based on thin-film multilayer technology. The technology provides a miniature part with excellent high frequency performance and rugged construction for reliable automatic assembly.

The ITF Filter is offered in a variety of frequency bands compatible with various types of high frequency wireless systems.

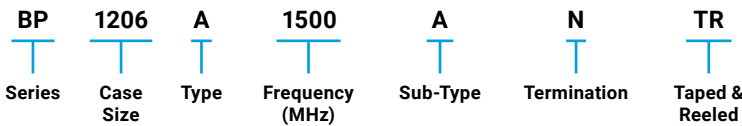
FEATURES

- Small size: 1206
- Band: 1250 - 1750 MHz
- Characteristic impedance: 50Ω
- Operating / Storage temp: -40°C – 85°C
- Power Handling: 8W (continuous)
- Low profile
- Rugged construction
- Taped and reeled
- RoHS compliant

APPLICATIONS

- Radar
- Antenna matching
- Mobile communications
- Satellite TV receivers
- Vehicle location systems

HOW TO ORDER



FINAL QUALITY INSPECTION

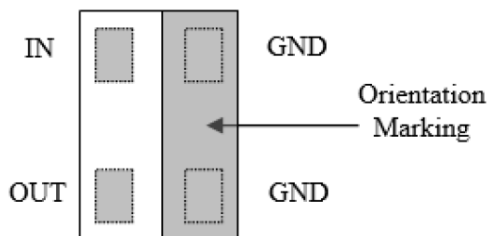
Finished parts are 100% tested for electrical parameters and visual/ mechanical characteristics. Each production lot is evaluated on a sample basis for:

- Static Humidity: 85°C, 85% RH, 160 hours
- Endurance : 125°C, IR, 4 hours

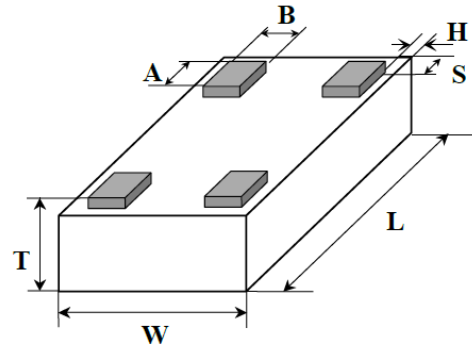
TERMINATION

Nickel/ Lead-free Solder coating (Sn100) compatible with automatic soldering technologies: reflow, wave soldering, vapor phase and manual.

TERMINALS (TOP VIEW)



DIMENSIONS (BOTTOM VIEW)

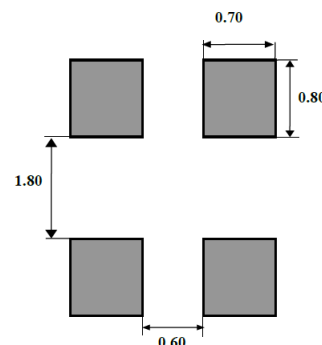


mm (inches)

L	3.10±0.10 (0.122±0.004)
W	1.60±0.10 (0.063±0.004)
T	0.60±0.30 (0.024±0.012)

A	0.39±0.10 0.015±0.004
B	0.33±0.10 0.013±0.004
H, S	0.05±0.05 (0.002±0.002)

RECOMMENDED PAD LAYOUT (MM)



Thin-Film RF/Microwave Filters

BP1206 Thin Film Band Pass Filter

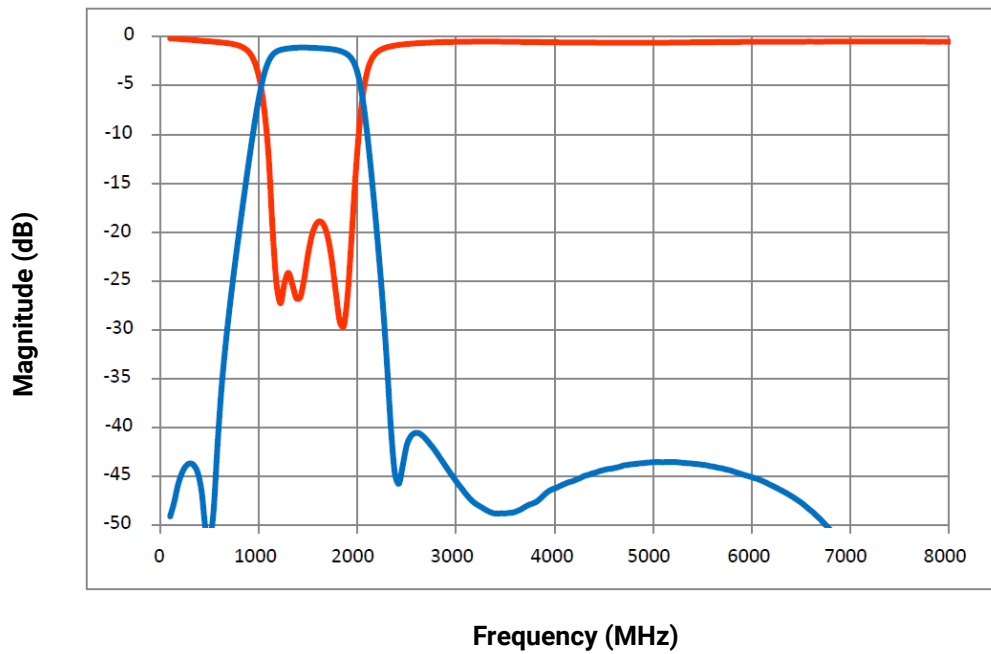
BP1206A1500ANTR



ELECTRICAL CHARACTERISTICS

Description	Value
Center frequency	1500 MHz
Impedance	50 ohm
I. loss 1.25 - 1.75 GHz	-1.5 dB
In-band return loss	-15 dB
Rejection @ 550 MHz	-40 dB
Rejection @ 2.5 - 6GHz	-40 dB
Power handling (CW)	8 Watt
Operating temperature range	-40/+85 °C
Package	1206


TYPICAL ELECTRICAL PERFORMANCE



Thin-Film RF/Microwave Filters

BP1206 Thin Film Band Pass Filter

BP1206A2250ANTR



ITF TECHNOLOGY

The BP1206 Band Pass Filter is based on thin-film multilayer technology. The technology provides a miniature part with excellent high frequency performance and rugged construction for reliable automatic assembly.

The ITF Filter is offered in a variety of frequency bands compatible with various types of high frequency wireless systems.

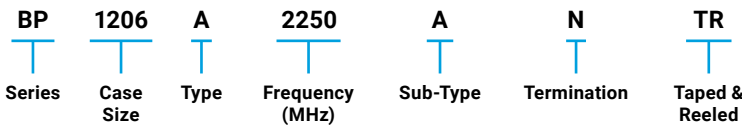
FEATURES

- Small size: 1206
- Band: 1850 - 2650 MHz
- Characteristic impedance: 50Ω
- Operating / Storage temp: -40°C – 85°C
- Power Handling: 8W (continuous)
- Low profile
- Rugged construction
- Taped and reeled
- RoHS compliant

APPLICATIONS

- Radar
- Antenna matching
- Mobile communications
- Satellite TV receivers
- Vehicle location systems

HOW TO ORDER



FINAL QUALITY INSPECTION

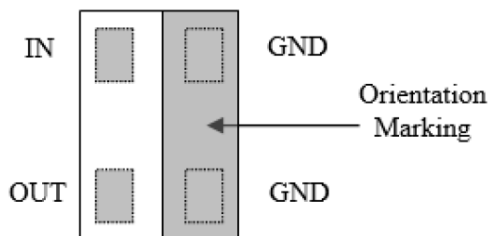
Finished parts are 100% tested for electrical parameters and visual/ mechanical characteristics. Each production lot is evaluated on a sample basis for:

- Static Humidity: 85°C, 85% RH, 160 hours
- Endurance : 125°C, IR, 4 hours

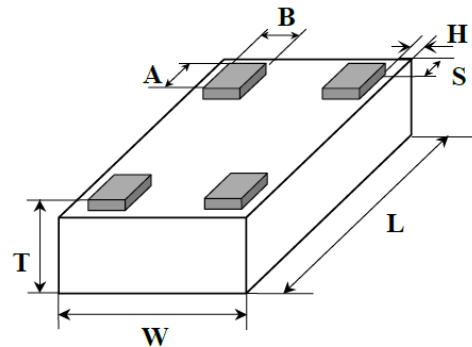
TERMINATION

Nickel/ Lead-free Solder coating (Sn100) compatible with automatic soldering technologies: reflow, wave soldering, vapor phase and manual.

TERMINALS (TOP VIEW)



DIMENSIONS (BOTTOM VIEW)

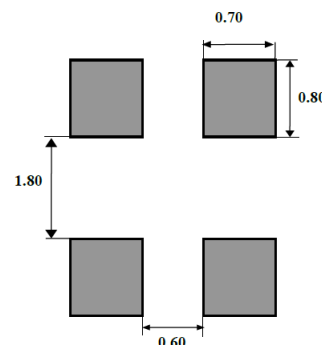


mm (inches)

L	3.10±0.10 (0.122±0.004)
W	1.60±0.10 (0.063±0.004)
T	0.60±0.30 (0.024±0.012)

A	0.39±0.10 0.015±0.004
B	0.33±0.10 0.013±0.004
H, S	0.05±0.05 (0.002±0.002)

RECOMMENDED PAD LAYOUT (MM)



Thin-Film RF/Microwave Filters

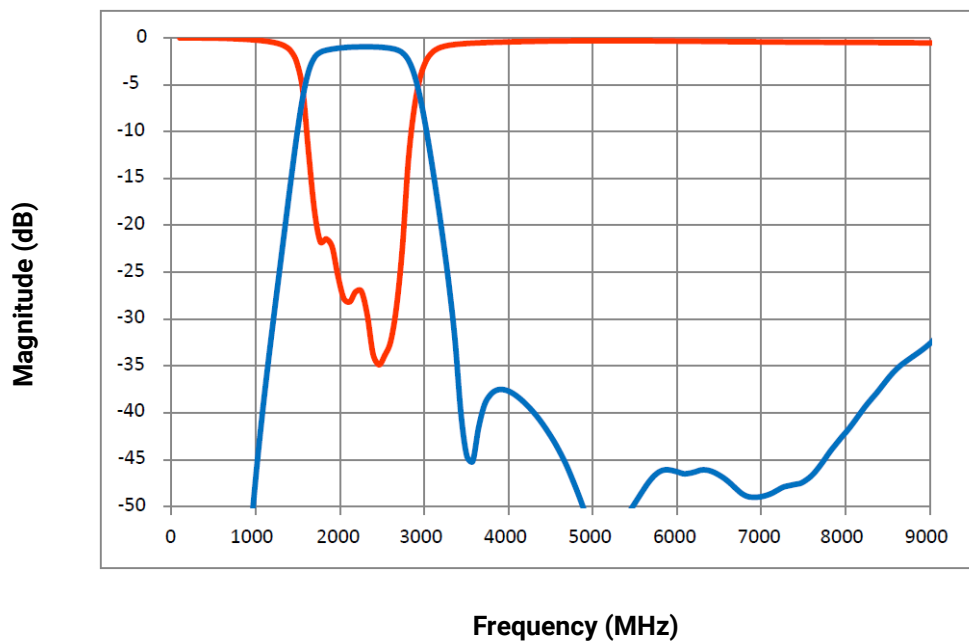
BP1206 Thin Film Band Pass Filter

BP1206A2250ANTR

ELECTRICAL CHARACTERISTICS

Description	Value
Center frequency	2250 MHz
Impedance	50 ohm
I. loss 1.85 – 2.65 GHz	-1.5 dB
In-band return loss	-15 dB
Rejection @ 1000 MHz	-40 dB
Rejection @ 3.5 – 5.0 GHz	-35 dB
Rejection @ 5.0 – 8.0 GHz	-40 dB
Power handling (CW)	8 Watt
Operating temperature range	-40/+85 °C
Package	1206


TYPICAL ELECTRICAL PERFORMANCE



Thin-Film RF/Microwave Filters

BP1206 Thin Film Band Pass Filter

BP1206A3300ANTR



ITF TECHNOLOGY

The BP1206 Band Pass Filter is based on thin-film multilayer technology. The technology provides a miniature part with excellent high frequency performance and rugged construction for reliable automatic assembly.

The ITF Filter is offered in a variety of frequency bands compatible with various types of high frequency wireless systems.

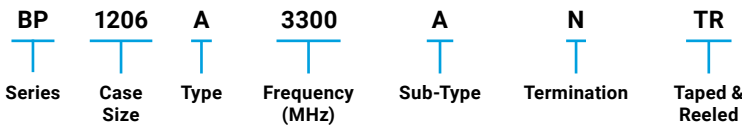
FEATURES

- Small size: 1206
- Band: 2800 - 4000 MHz
- Characteristic impedance: 50Ω
- Operating / Storage temp: -40°C – 85°C
- Power Handling: 8W (continuous)
- Low profile
- Rugged construction
- Taped and reeled
- RoHS compliant

APPLICATIONS

- 5G / 6G / UWB
- Base station
- Antenna matching
- Mobile communications
- Vehicle location systems
- Wireless LAN's

HOW TO ORDER



FINAL QUALITY INSPECTION

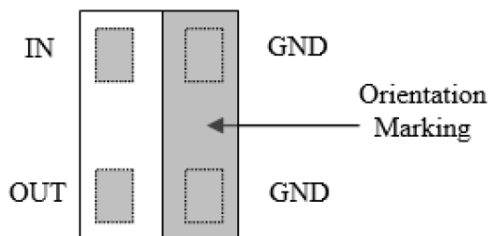
Finished parts are 100% tested for electrical parameters and visual/ mechanical characteristics. Each production lot is evaluated on a sample basis for:

- Static Humidity: 85°C, 85% RH, 160 hours
- Endurance : 125°C, IR, 4 hours

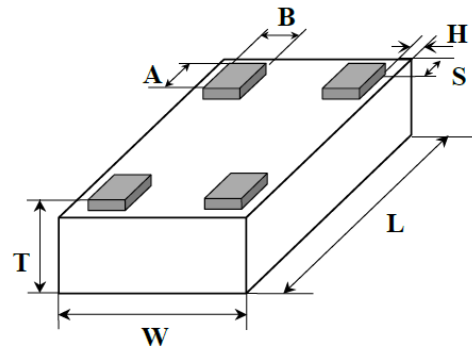
TERMINATION

Nickel/ Lead-free Solder coating (Sn100) compatible with automatic soldering technologies: reflow, wave soldering, vapor phase and manual.

TERMINALS (TOP VIEW)



DIMENSIONS (BOTTOM VIEW)

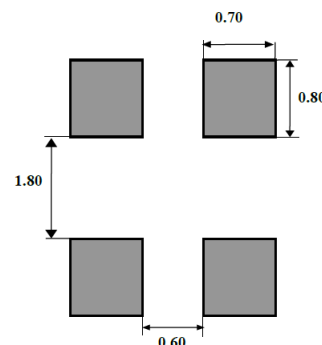


mm (inches)

L	3.10±0.10 (0.122±0.004)
W	1.60±0.10 (0.063±0.004)
T	0.60±0.30 (0.024±0.012)

A	0.39±0.10 0.015±0.004
B	0.33±0.10 0.013±0.004
H, S	0.05±0.05 (0.002±0.002)

RECOMMENDED PAD LAYOUT (MM)



Thin-Film RF/Microwave Filters

BP1206 Thin Film Band Pass Filter

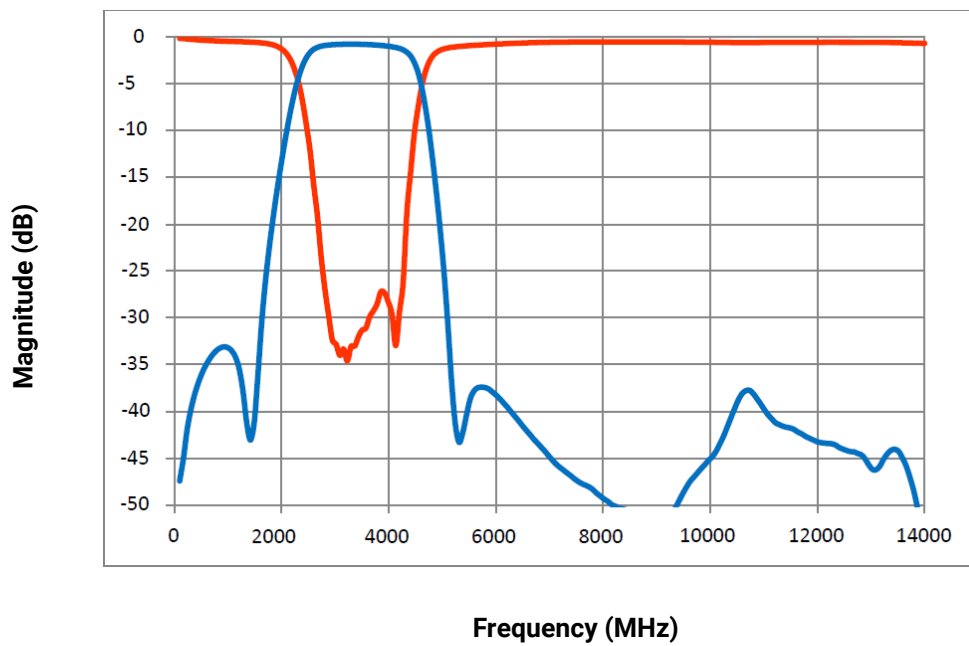
BP1206A3300ANTR



ELECTRICAL CHARACTERISTICS

Description	Value
Center frequency	3300 MHz
Impedance	50 ohm
I. loss 2.6 – 4.0 GHz	-1.4 dB
In-band return loss	-15 dB
Rejection @ 1500 MHz	-30 dB
Rejection @ 5.2 - 12 GHz	-35 dB
Power handling (CW)	8 Watt
Operating temperature range	-40/+85 °C
Package	1206


TYPICAL ELECTRICAL PERFORMANCE



Thin-Film RF/Microwave Filters

BP1206 Thin Film Band Pass Filter

BP1206A3400ANTR



ITF TECHNOLOGY

The BP1206 Band Pass Filter is based on thin-film multilayer technology. The technology provides a miniature part with excellent high frequency performance and rugged construction for reliable automatic assembly.

The ITF Filter is offered in a variety of frequency bands compatible with various types of high frequency wireless systems.

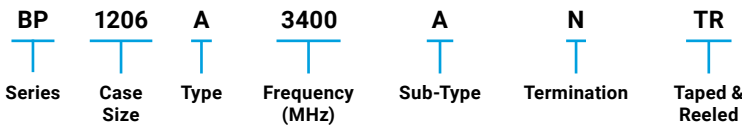
FEATURES

- Small size: 1206
- Band: 2800 - 4000 MHz
- Characteristic impedance: 50Ω
- Operating / Storage temp: -40°C – 85°C
- Power Handling: 8W (continuous)
- Low profile
- Rugged construction
- Taped and reeled
- RoHS compliant

APPLICATIONS

- 5G / 6G / UWB
- Base station
- Antenna matching
- Mobile communications
- Vehicle location systems
- Wireless LAN's

HOW TO ORDER



FINAL QUALITY INSPECTION

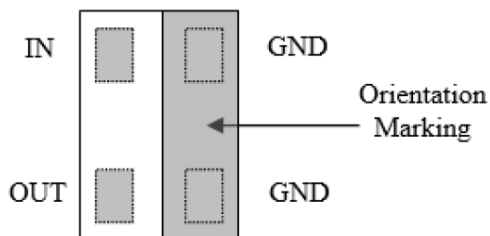
Finished parts are 100% tested for electrical parameters and visual/ mechanical characteristics. Each production lot is evaluated on a sample basis for:

- Static Humidity: 85°C, 85% RH, 160 hours
- Endurance : 125°C, IR, 4 hours

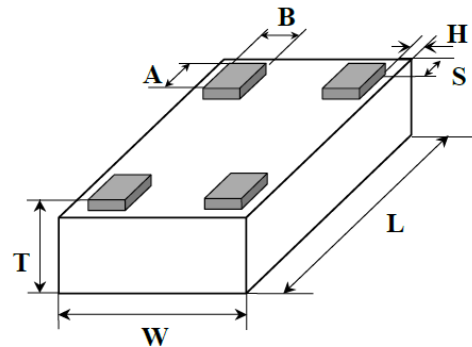
TERMINATION

Nickel/ Lead-free Solder coating (Sn100) compatible with automatic soldering technologies: reflow, wave soldering, vapor phase and manual.

TERMINALS (TOP VIEW)



DIMENSIONS (BOTTOM VIEW)

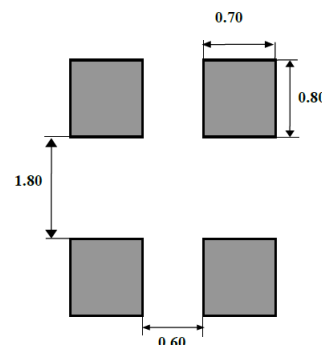


mm (inches)

L	3.10±0.10 (0.122±0.004)
W	1.60±0.10 (0.063±0.004)
T	0.60±0.30 (0.024±0.012)

A	0.39±0.10 0.015±0.004
B	0.33±0.10 0.013±0.004
H, S	0.05±0.05 (0.002±0.002)

RECOMMENDED PAD LAYOUT (MM)



Thin-Film RF/Microwave Filters

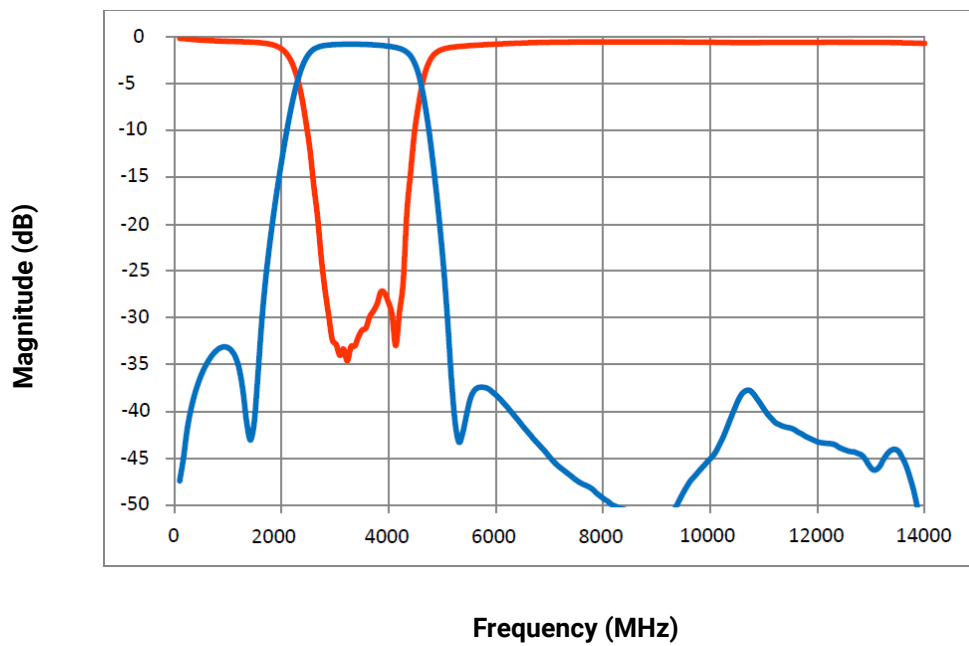
BP1206 Thin Film Band Pass Filter

BP1206A3400ANTR

ELECTRICAL CHARACTERISTICS

Description	Value
Center frequency	3400 MHz
Impedance	50 ohm
I. loss 2.8 – 4.0 GHz	-1.2 dB
In-band return loss	-15 dB
Rejection @ 1400 MHz	-30 dB
Rejection @ 6.0 - 12 GHz	-33 dB
Power handling (CW)	8 Watt
Operating temperature range	-40/+85 °C
Package	1206


TYPICAL ELECTRICAL PERFORMANCE



Thin-Film RF/Microwave Filters

BP1206 Thin Film Band Pass Filter

BP1206A4600ANTR



ITF TECHNOLOGY

The BP1206 Band Pass Filter is based on thin-film multilayer technology. The technology provides a miniature part with excellent high frequency performance and rugged construction for reliable automatic assembly.

The ITF Filter is offered in a variety of frequency bands compatible with various types of high frequency wireless systems.

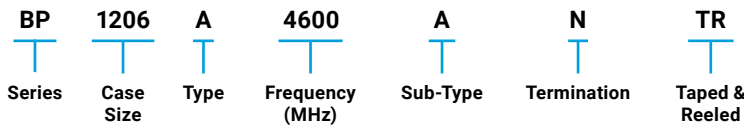
FEATURES

- Small size: 1206
- Band: 3700 - 5500Hz
- Characteristic impedance: 50Ω
- Operating / Storage temp: -40°C – 85°C
- Power Handling: 8W (continuous)
- Low profile
- Rugged construction
- Taped and reeled
- RoHS compliant

APPLICATIONS

- Base station
- Antenna matching
- Mobile communications
- Satellite TV receivers
- Vehicle location systems
- Wireless LAN's

HOW TO ORDER



FINAL QUALITY INSPECTION

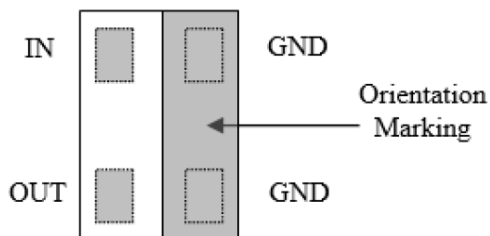
Finished parts are 100% tested for electrical parameters and visual/ mechanical characteristics. Each production lot is evaluated on a sample basis for:

- Static Humidity: 85°C, 85% RH, 160 hours
- Endurance : 125°C, IR, 4 hours

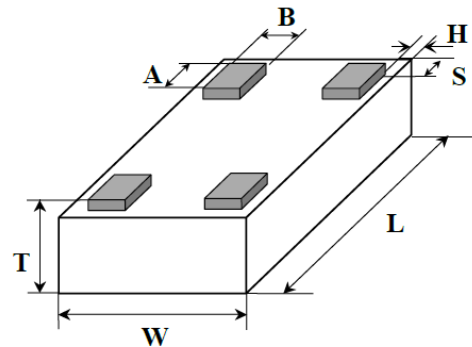
TERMINATION

Nickel/ Lead-free Solder coating (Sn100) compatible with automatic soldering technologies: reflow, wave soldering, vapor phase and manual.

TERMINALS (TOP VIEW)



DIMENSIONS (BOTTOM VIEW)

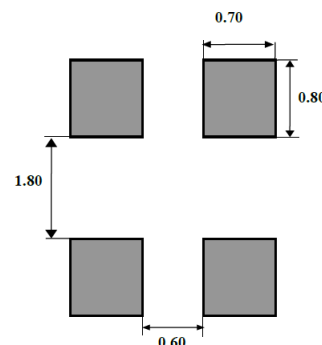


mm (inches)

L	3.10±0.10 (0.122±0.004)
W	1.60±0.10 (0.063±0.004)
T	0.60±0.30 (0.024±0.012)

A	0.39±0.10 0.015±0.004
B	0.33±0.10 0.013±0.004
H, S	0.05±0.05 (0.002±0.002)

RECOMMENDED PAD LAYOUT (MM)



Thin-Film RF/Microwave Filters

BP1206 Thin Film Band Pass Filter

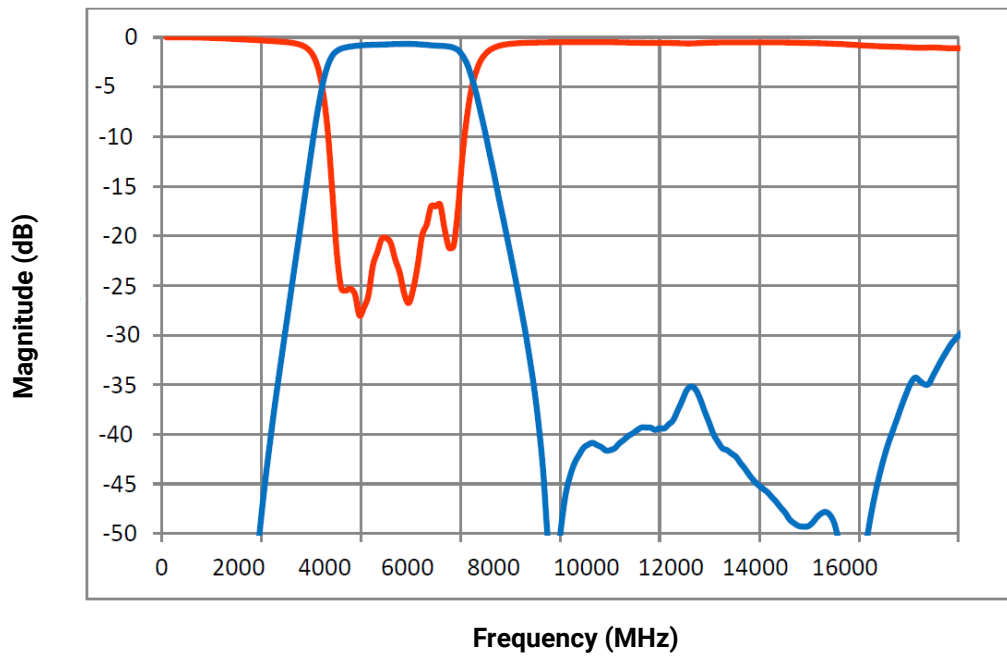
BP1206A4600ANTR



ELECTRICAL CHARACTERISTICS

Description	Value
Center frequency	4600 MHz
Impedance	50 ohm
I. loss 3.7 - 5.5 GHz	-1.1 dB
In-band return loss	-15 dB
Rejection @ 2000 MHz	-35 dB
Rejection @ 8.0 - 14 GHz	-30 dB
Rejection @ 14 - 16 GHz	-25 dB
Power handling (CW)	8 Watt
Operating temperature range	-40/+85 °C
Package	1206


TYPICAL ELECTRICAL PERFORMANCE



Thin-Film RF/Microwave Filters

BP1206 Thin Film Band Pass Filter

BP1206A4650ANTR



ITF TECHNOLOGY

The BP1206 Band Pass Filter is based on thin-film multilayer technology. The technology provides a miniature part with excellent high frequency performance and rugged construction for reliable automatic assembly.

The ITF Filter is offered in a variety of frequency bands compatible with various types of high frequency wireless systems.

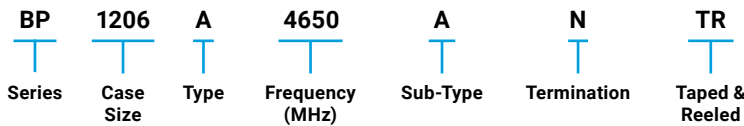
FEATURES

- Small size: 1206
- Band: 3600 - 5700Hz
- Characteristic impedance: 50Ω
- Operating / Storage temp: -40°C – 85°C
- Power Handling: 8W (continuous)
- Low profile
- Rugged construction
- Taped and reeled
- RoHS compliant

APPLICATIONS

- Base station
- Antenna matching
- Mobile communications
- Satellite TV receivers
- Vehicle location systems
- Wireless LAN's

HOW TO ORDER



FINAL QUALITY INSPECTION

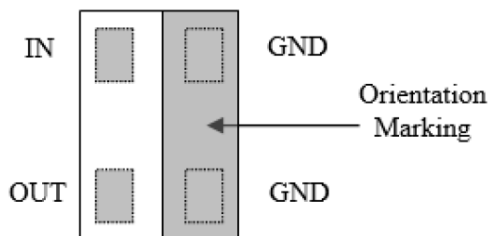
Finished parts are 100% tested for electrical parameters and visual/ mechanical characteristics. Each production lot is evaluated on a sample basis for:

- Static Humidity: 85°C, 85% RH, 160 hours
- Endurance : 125°C, IR, 4 hours

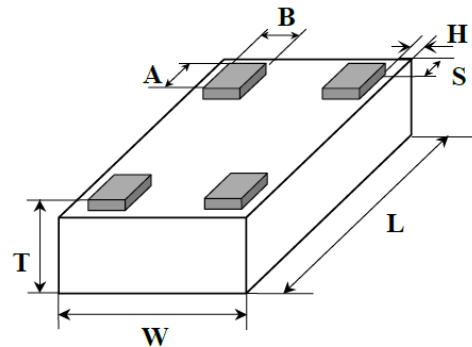
TERMINATION

Nickel/ Lead-free Solder coating (Sn100) compatible with automatic soldering technologies: reflow, wave soldering, vapor phase and manual.

TERMINALS (TOP VIEW)



DIMENSIONS (BOTTOM VIEW)

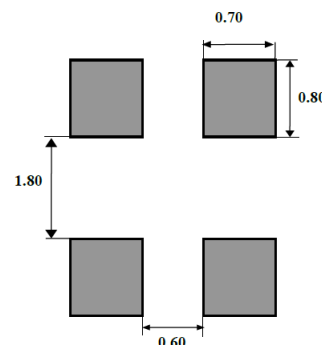


mm (inches)

L	3.10±0.10 (0.122±0.004)
W	1.60±0.10 (0.063±0.004)
T	0.60±0.30 (0.024±0.012)

A	0.39±0.10 0.015±0.004
B	0.33±0.10 0.013±0.004
H, S	0.05±0.05 (0.002±0.002)

RECOMMENDED PAD LAYOUT (MM)



Thin-Film RF/Microwave Filters

BP1206 Thin Film Band Pass Filter

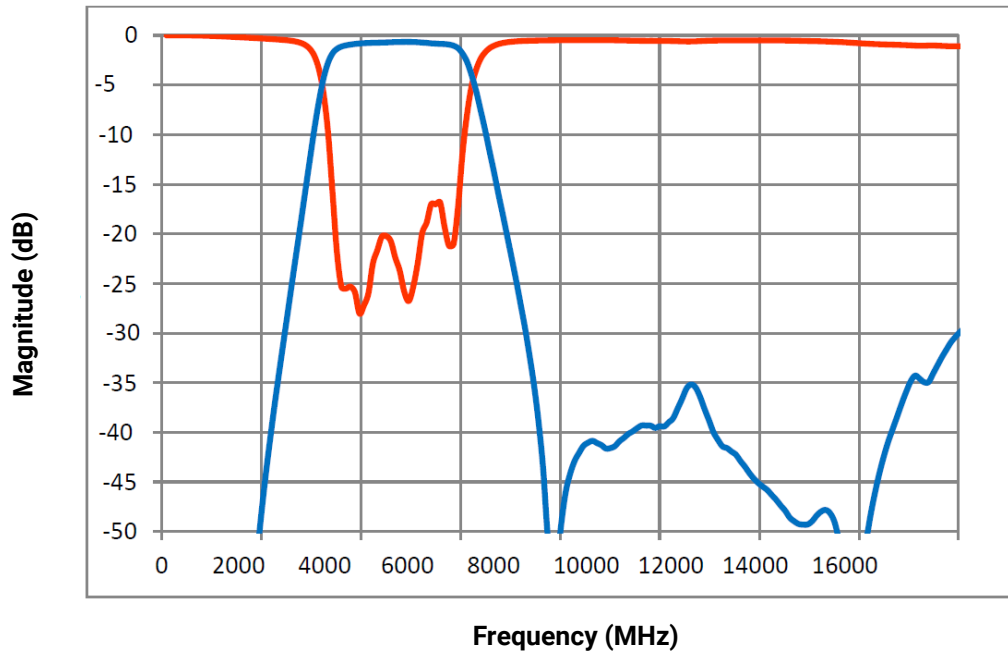
BP1206A4650ANTR



ELECTRICAL CHARACTERISTICS

Description	Value
Center frequency	4650 MHz
Impedance	50 ohm
I. loss 3.6 – 5.7 GHz	-1.4 dB
In-band return loss	-15 dB
Rejection @ 2000 MHz	-37 dB
Rejection @ 8.0 - 14 GHz	-32 dB
Rejection @ 14 - 16 GHz	-25 dB
Power handling (CW)	8 Watt
Operating temperature range	-40/+85 °C
Package	1206


TYPICAL ELECTRICAL PERFORMANCE



Thin-Film RF/Microwave Filters

BP1206 Thin Film Band Pass Filter

BP1206A5300ANTR



ITF TECHNOLOGY

The BP1206 Band Pass Filter is based on thin-film multilayer technology. The technology provides a miniature part with excellent high frequency performance and rugged construction for reliable automatic assembly.

The ITF Filter is offered in a variety of frequency bands compatible with various types of high frequency wireless systems.

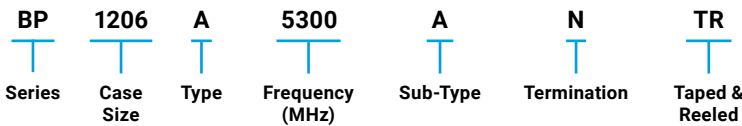
FEATURES

- Small size: 1206
- Band: 1250 - 6100 MHz
- Characteristic impedance: 50Ω
- Operating / Storage temp: -40°C – 85°C
- Power Handling: 8W (continuous)
- Low profile
- Rugged construction
- Taped and reeled
- RoHS compliant

APPLICATIONS

- Base station
- 5G / 6G LTE
- Antenna matching
- Mobile communications
- Satellite TV receivers

HOW TO ORDER



FINAL QUALITY INSPECTION

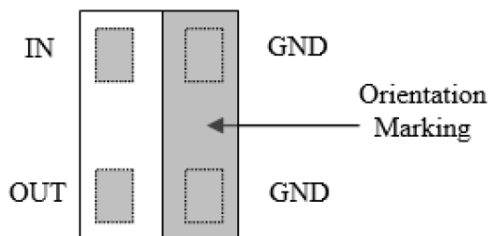
Finished parts are 100% tested for electrical parameters and visual/ mechanical characteristics. Each production lot is evaluated on a sample basis for:

- Static Humidity: 85°C, 85% RH, 160 hours
- Endurance : 125°C, IR, 4 hours

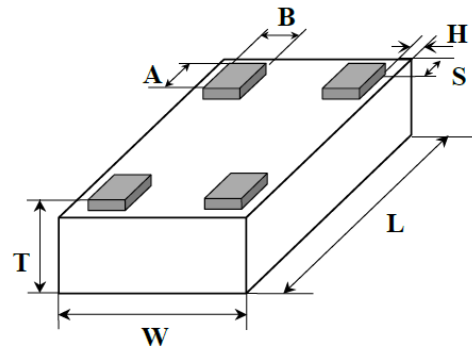
TERMINATION

Nickel/ Lead-free Solder coating (Sn100) compatible with automatic soldering technologies: reflow, wave soldering, vapor phase and manual.

TERMINALS (TOP VIEW)



DIMENSIONS (BOTTOM VIEW)

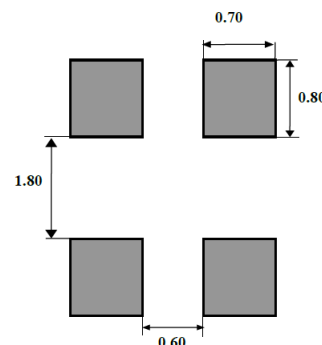


mm (inches)

L	3.10±0.10 (0.122±0.004)
W	1.60±0.10 (0.063±0.004)
T	0.60±0.30 (0.024±0.012)

A	0.39±0.10 0.015±0.004
B	0.33±0.10 0.013±0.004
H, S	0.05±0.05 (0.002±0.002)

RECOMMENDED PAD LAYOUT (MM)



Thin-Film RF/Microwave Filters

BP1206 Thin Film Band Pass Filter

BP1206A5300ANTR

ELECTRICAL CHARACTERISTICS

Description	Value
Center frequency	5300 MHz
Impedance	50 ohm
I. loss 4.5 – 6.1 GHz	-1.5 dB
In-band return loss	-15 dB
Rejection @ 2000 MHz	-45 dB
Rejection @ 8.5 - 12 GHz	-30 dB
Rejection @ 12.5 - 18 GHz	-25 dB
Power handling (CW)	8 Watt
Operating temperature range	-40/+85 °C
Package	1206

TYPICAL ELECTRICAL PERFORMANCE

