


Thin-Film RF/Microwave Filters

BP2816 8W Band Pass Filter

General Information



ITF TECHNOLOGY

The ITF LGA Filter is based on thin-film multilayer technology. The technology provides a miniature part with excellent high frequency performance and rugged construction for reliable automatic assembly.

The ITF Filter is offered in a variety of frequency bands compatible with various types of high frequency wireless systems.

FEATURES

- Small size: 7x4x1mm (LxWxT)
- Band: 240 - 1260 MHz
- Characteristic impedance: 50Ω
- Operating / Storage temp: -40°C – 85°C
- Power Handling: 8W (continuous)
- Low profile
- Rugged construction
- Taped and reeled
- RoHS compliant

APPLICATIONS

- VHF \ UHF applications
- Mobile communications
- MRI application
- Radar
- Vehicle location systems
- Wireless LAN's

HOW TO ORDER

BP	2816	A	XXXX	S	N	TR
Series	Case Size	Type	Frequency (MHz)	Sub-Type	Termination	Taped & Reeled

FINAL QUALITY INSPECTION

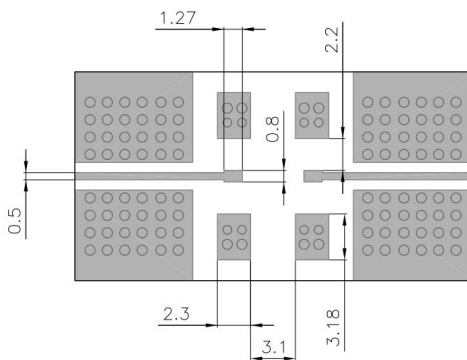
Finished parts are 100% tested for electrical parameters and visual/ mechanical characteristics. Each production lot is evaluated on a sample basis for:

- Static Humidity: 85°C, 85% RH, 160 hours
- Endurance : 125°C, IR, 4 hours

TERMINATION

Nickel/ Lead-free Solder coating (Sn100) compatible with automatic soldering technologies: reflow, wave soldering, vapor phase and manual.


RECOMMENDED PCB PAD LAYOUT



Thin-Film RF/Microwave Filters

BP2816 8W Band Pass Filter

BP2816A0280SNTR



ITF TECHNOLOGY

The ITF LGA Filter is based on thin-film multilayer technology. The technology provides a miniature part with excellent high frequency performance and rugged construction for reliable automatic assembly.

The ITF Filter is offered in a variety of frequency bands compatible with various types of high frequency wireless systems.

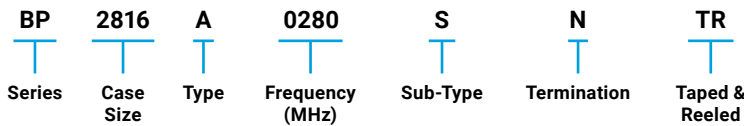
FEATURES

- Small size: 7x4x1mm (LxWxT)
- Band: 240 - 320 MHz
- Characteristic impedance: 50Ω
- Operating / Storage temp: -40°C – 85°C
- Power Handling: 8W (continuous)
- Low profile
- Rugged construction
- Taped and reeled
- RoHS compliant

APPLICATIONS

- VHF \ UHF applications
- Mobile communications
- MRI application
- Radar
- Vehicle location systems
- Wireless LAN's

HOW TO ORDER



FINAL QUALITY INSPECTION

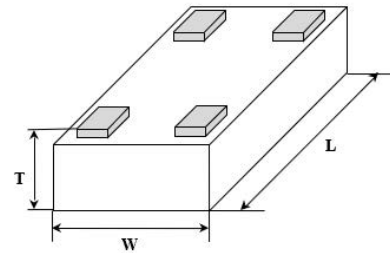
Finished parts are 100% tested for electrical parameters and visual/ mechanical characteristics. Each production lot is evaluated on a sample basis for:

- Static Humidity: 85°C, 85% RH, 160 hours
- Endurance : 125°C, IR, 4 hours

TERMINATION

Nickel/ Lead-free Solder coating (Sn100) compatible with automatic soldering technologies: reflow, wave soldering, vapor phase and manual.

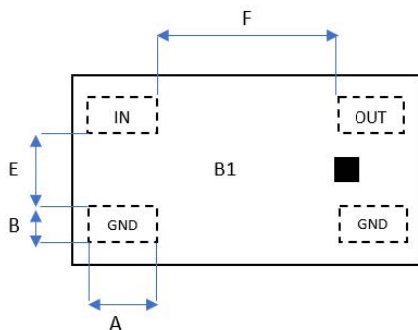
DIMENSIONS (BOTTOM VIEW)



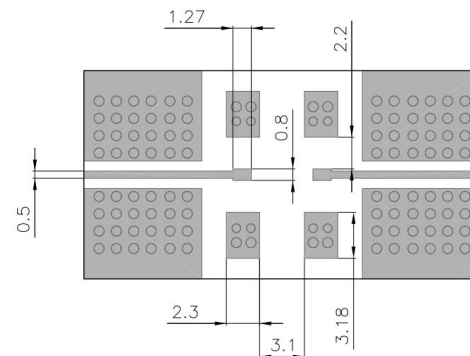
mm (inches)

L	7.2 ± 0.3	B	0.6 ± 0.1
W	4.2 ± 0.2	E	2.4 ± 0.1
T	1.2 max	F	4.43 ± 0.1
A	1.1 ± 0.1		

TERMINALS (TOP VIEW)



RECOMMENDED PAD LAYOUT (MM)



POWER RATING: 8W

Thin-Film RF/Microwave Filters

BP2816 8W Band Pass Filter

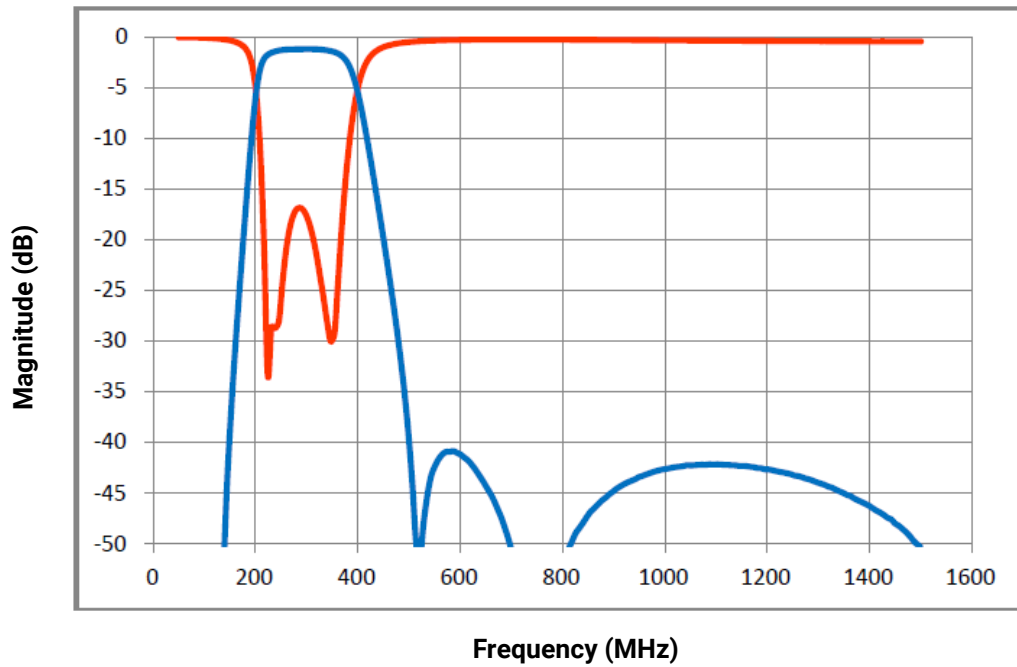
BP2816A0280SNTR



ELECTRICAL CHARACTERISTICS

Description	Value
Center frequency	280 MHz
Impedance	50 ohm
I. loss 240 - 320 MHz	-1.5 dB
In-band return loss	-15 dB
Rejection @ 140 MHz	-35 dB
Rejection @ 480 - 640 MHz	-35 dB
Rejection @ 640 - 1000 MHz	-40 dB
Power handling (CW)	8 Watt
Operating temperature range	-40/+85 °C
Package	2816


TYPICAL ELECTRICAL PERFORMANCE



Thin-Film RF/Microwave Filters

BP2816 8W Band Pass Filter

BP2816A0300SNTR



ITF TECHNOLOGY

The ITF LGA Filter is based on thin-film multilayer technology. The technology provides a miniature part with excellent high frequency performance and rugged construction for reliable automatic assembly.

The ITF Filter is offered in a variety of frequency bands compatible with various types of high frequency wireless systems.

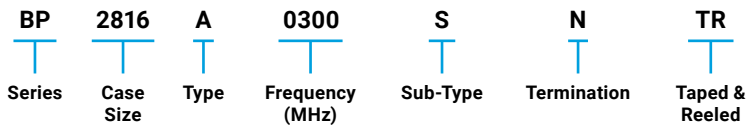
FEATURES

- Small size: 7x4x1mm (LxWxT)
- Band: 270 - 330 MHz
- Characteristic impedance: 50Ω
- Operating / Storage temp: -40°C – 85°C
- Power Handling: 8W (continuous)
- Low profile
- Rugged construction
- Taped and reeled
- RoHS compliant

APPLICATIONS

- VHF \ UHF applications
- Mobile communications
- MRI application
- Radar
- Vehicle location systems
- Wireless LAN's

HOW TO ORDER



FINAL QUALITY INSPECTION

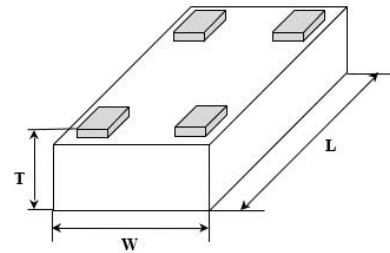
Finished parts are 100% tested for electrical parameters and visual/ mechanical characteristics. Each production lot is evaluated on a sample basis for:

- Static Humidity: 85°C, 85% RH, 160 hours
- Endurance : 125°C, IR, 4 hours

TERMINATION

Nickel/ Lead-free Solder coating (Sn100) compatible with automatic soldering technologies: reflow, wave soldering, vapor phase and manual.

DIMENSIONS (BOTTOM VIEW)

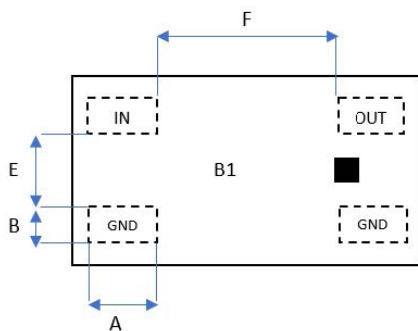


mm (inches)

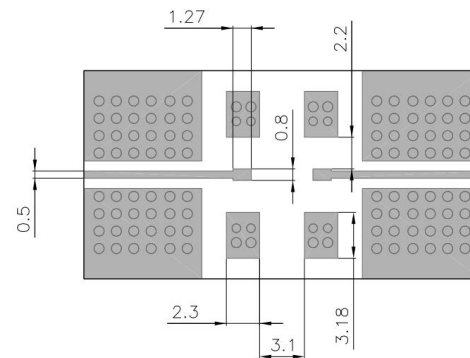
L	7.2 ± 0.3
W	4.2 ± 0.2
T	1.2 max
A	1.1 ± 0.1

B	0.6 ± 0.1
E	2.4 ± 0.1
F	4.43 ± 0.1

TERMINALS (TOP VIEW)



RECOMMENDED PAD LAYOUT (MM)



POWER RATING: 8W

Thin-Film RF/Microwave Filters

BP2816 8W Band Pass Filter

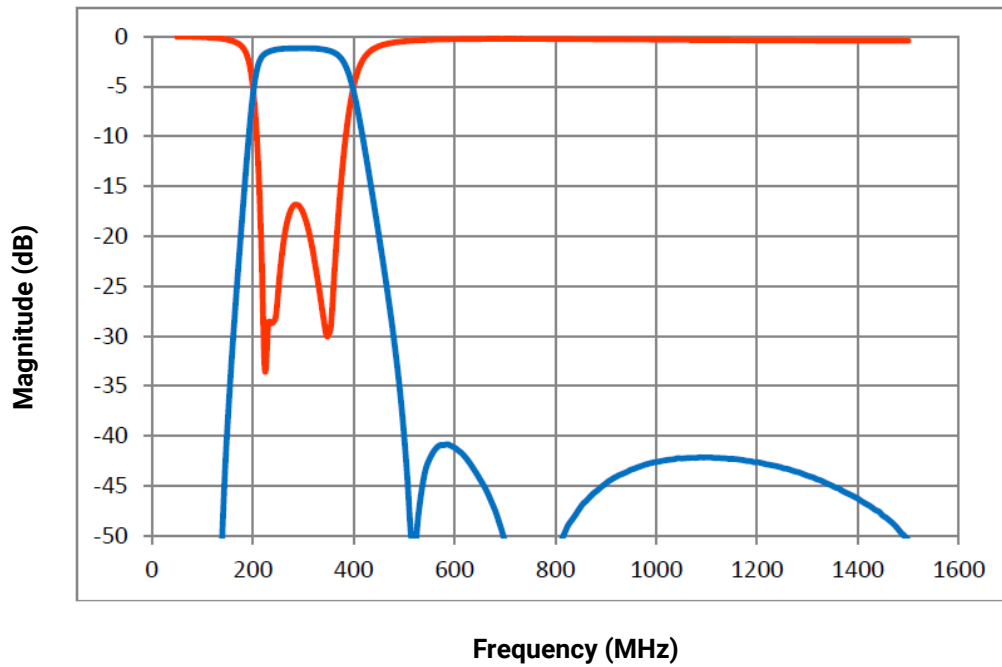
BP2816A0300SNTR



ELECTRICAL CHARACTERISTICS

Description	Value
Center frequency	300 MHz
Impedance	50 ohm
I. loss 270 - 330 MHz	-1.5 dB
In-band return loss	-15 dB
Rejection @ 140 MHz	-35 dB
Rejection @ 600 - 1000 MHz	-35 dB
Power handling (CW)	8 Watt
Operating temperature range	-40/+85 °C
Package	2816


TYPICAL ELECTRICAL PERFORMANCE



Thin-Film RF/Microwave Filters

BP2816 8W Band Pass Filter

BP2816A0350SNTR



ITF TECHNOLOGY

The ITF LGA Filter is based on thin-film multilayer technology. The technology provides a miniature part with excellent high frequency performance and rugged construction for reliable automatic assembly.

The ITF Filter is offered in a variety of frequency bands compatible with various types of high frequency wireless systems.

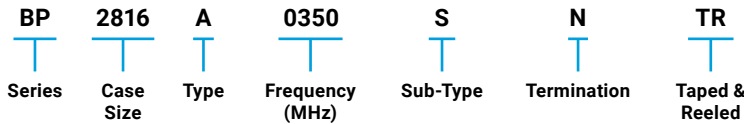
FEATURES

- Small size: 7x4x1mm (LxWxT)
- Band: 280 - 420 MHz
- Characteristic impedance: 50Ω
- Operating / Storage temp: -40°C – 85°C
- Power Handling: 8W (continuous)
- Low profile
- Rugged construction
- Taped and reeled
- RoHS compliant

APPLICATIONS

- VHF \ UHF applications
- Mobile communications
- MRI application
- Radar
- Vehicle location systems
- Wireless LAN's

HOW TO ORDER



FINAL QUALITY INSPECTION

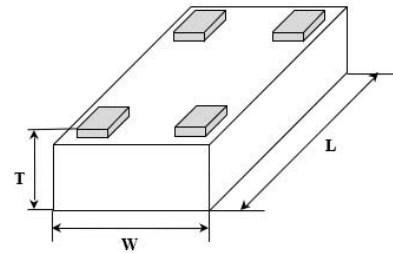
Finished parts are 100% tested for electrical parameters and visual/ mechanical characteristics. Each production lot is evaluated on a sample basis for:

- Static Humidity: 85°C, 85% RH, 160 hours
- Endurance : 125°C, IR, 4 hours

TERMINATION

Nickel/ Lead-free Solder coating (Sn100) compatible with automatic soldering technologies: reflow, wave soldering, vapor phase and manual.

DIMENSIONS (BOTTOM VIEW)

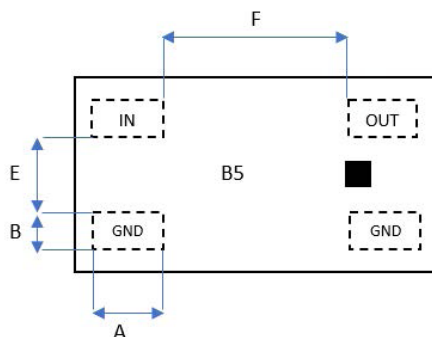


mm (inches)

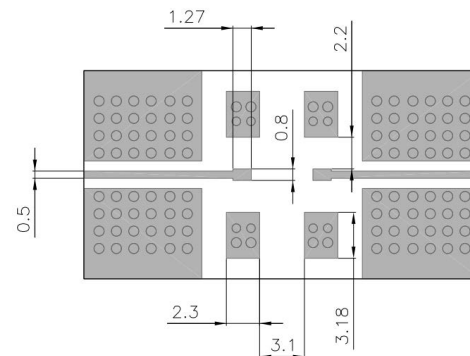
L	7.2 ± 0.3
W	4.2 ± 0.2
T	1.2 max
A	1.1 ± 0.1

B	0.6 ± 0.1
E	2.4 ± 0.1
F	4.43 ± 0.1

TERMINALS (TOP VIEW)



RECOMMENDED PAD LAYOUT (MM)



POWER RATING: 8W

Thin-Film RF/Microwave Filters

BP2816 8W Band Pass Filter

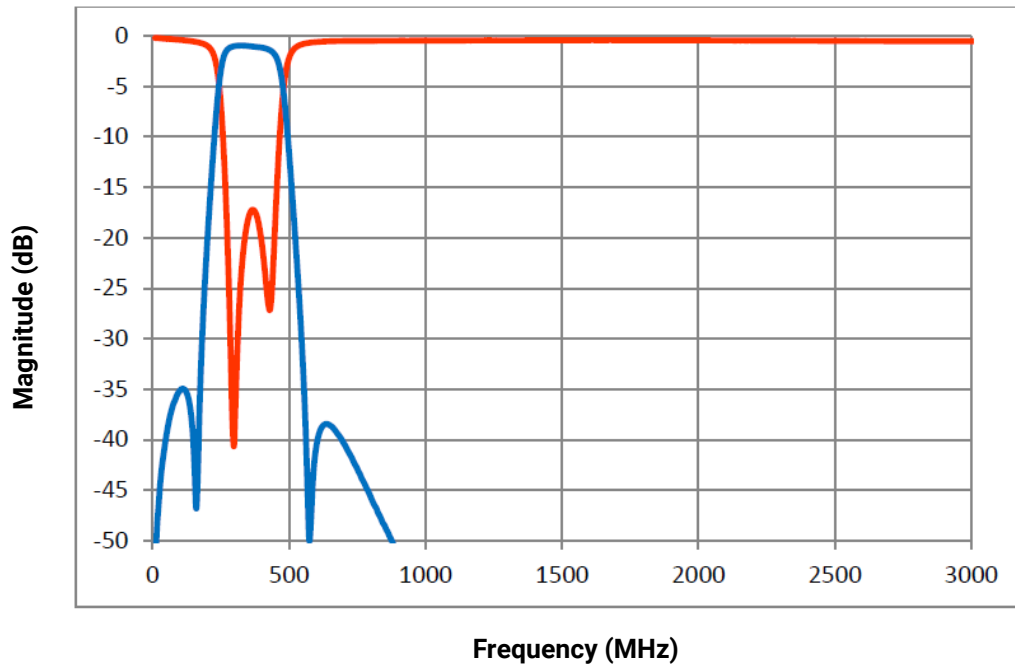
BP2816A0350SNTR



ELECTRICAL CHARACTERISTICS

Description	Value
Center frequency	350 MHz
Impedance	50 ohm
I. loss 280 - 420 MHz	-1.5 dB
In-band return loss	-15 dB
Rejection @ 160 MHz	-35 dB
Rejection @ 600 - 1000 MHz	-35 dB
Rejection @ 1000 - 2500MHz	-45 dB
Power handling (CW)	8 Watt
Operating temperature range	-40/+85 °C
Package	2816


TYPICAL ELECTRICAL PERFORMANCE



Thin-Film RF/Microwave Filters

BP2816 8W Band Pass Filter

BP2816A0480SNTR



ITF TECHNOLOGY

The ITF LGA Filter is based on thin-film multilayer technology. The technology provides a miniature part with excellent high frequency performance and rugged construction for reliable automatic assembly.

The ITF Filter is offered in a variety of frequency bands compatible with various types of high frequency wireless systems.

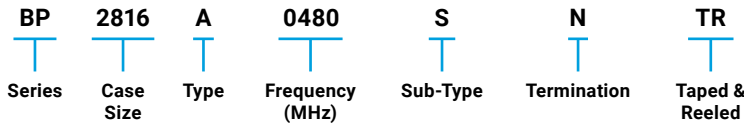
FEATURES

- Small size: 7x4x1mm (LxWxT)
- Band: 370 - 590 MHz
- Characteristic impedance: 50Ω
- Operating / Storage temp: -40°C – 85°C
- Power Handling: 8W (continuous)
- Low profile
- Rugged construction
- Taped and reeled
- RoHS compliant

APPLICATIONS

- VHF \ UHF applications
- Mobile communications
- Satellite TV receivers
- GPS
- Vehicle location systems
- Wireless LAN's

HOW TO ORDER



FINAL QUALITY INSPECTION

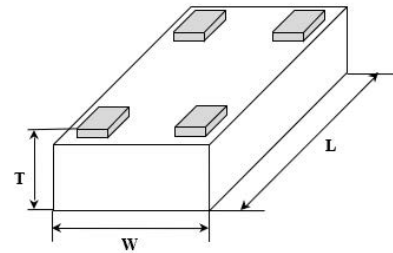
Finished parts are 100% tested for electrical parameters and visual/ mechanical characteristics. Each production lot is evaluated on a sample basis for:

- Static Humidity: 85°C, 85% RH, 160 hours
- Endurance : 125°C, IR, 4 hours

TERMINATION

Nickel/ Lead-free Solder coating (Sn100) compatible with automatic soldering technologies: reflow, wave soldering, vapor phase and manual.

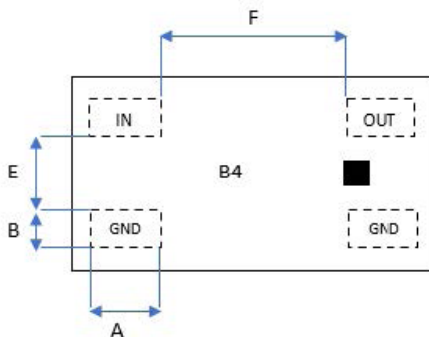
DIMENSIONS (BOTTOM VIEW)



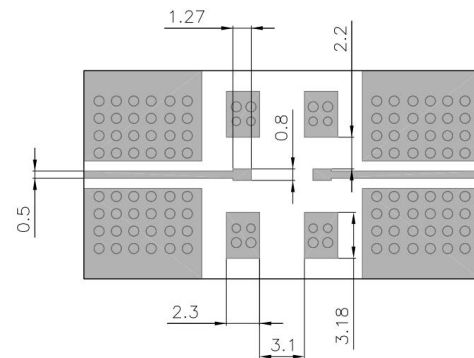
mm (inches)

L	7.2 ± 0.3	B	0.6 ± 0.1
W	4.2 ± 0.2	E	2.4 ± 0.1
T	1.2 max	F	4.43 ± 0.1
A	1.1 ± 0.1		

TERMINALS (TOP VIEW)



RECOMMENDED PAD LAYOUT (MM)



POWER RATING: 8W

Thin-Film RF/Microwave Filters

BP2816 8W Band Pass Filter

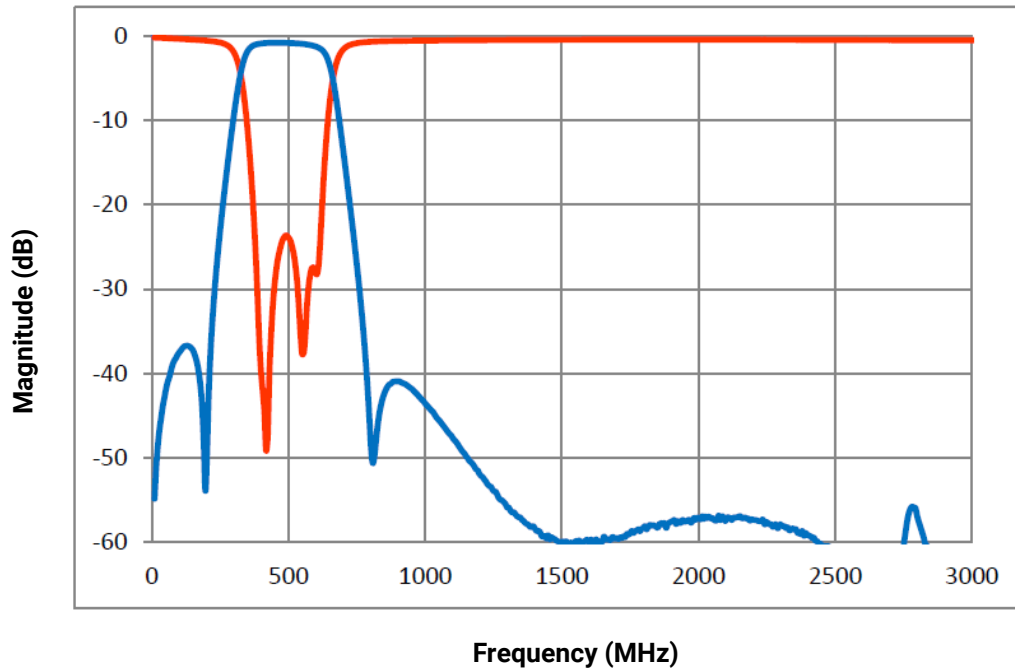
BP2816A0480SNTR



ELECTRICAL CHARACTERISTICS

Description	Value
Center frequency	480 MHz
Impedance	50 ohm
I. loss 370 - 590 MHz	-1.3 dB
In-band return loss	-15 dB
Rejection @ 200 MHz	-40 dB
Rejection @ 800 - 1500 MHz	-38 dB
Rejection @ 1501 - 3000 MHz	-45 dB
Power handling (CW)	8 Watt
Operating temperature range	-40/+85 °C
Package	2816


TYPICAL ELECTRICAL PERFORMANCE



Thin-Film RF/Microwave Filters

BP2816 8W Band Pass Filter

BP2816A0660SNTR



ITF TECHNOLOGY

The ITF LGA Filter is based on thin-film multilayer technology. The technology provides a miniature part with excellent high frequency performance and rugged construction for reliable automatic assembly.

The ITF Filter is offered in a variety of frequency bands compatible with various types of high frequency wireless systems.

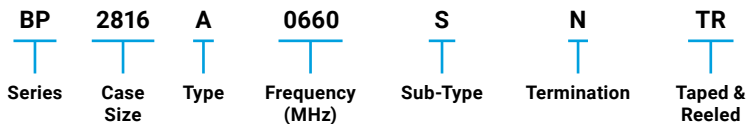
FEATURES

- Small size: 7x4x1mm (LxWxT)
- Band: 520 - 800 MHz
- Characteristic impedance: 50Ω
- Operating / Storage temp: -40°C – 85°C
- Power Handling: 8W (continuous)
- Low profile
- Rugged construction
- Taped and reeled
- RoHS compliant

APPLICATIONS

- VHF \ UHF applications
- Mobile communications
- Satellite TV receivers
- GPS
- Vehicle location systems
- Wireless LAN's

HOW TO ORDER



FINAL QUALITY INSPECTION

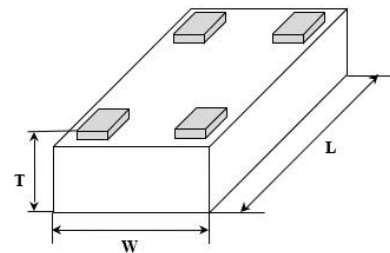
Finished parts are 100% tested for electrical parameters and visual/ mechanical characteristics. Each production lot is evaluated on a sample basis for:

- Static Humidity: 85°C, 85% RH, 160 hours
- Endurance : 125°C, IR, 4 hours

TERMINATION

Nickel/ Lead-free Solder coating (Sn100) compatible with automatic soldering technologies: reflow, wave soldering, vapor phase and manual.

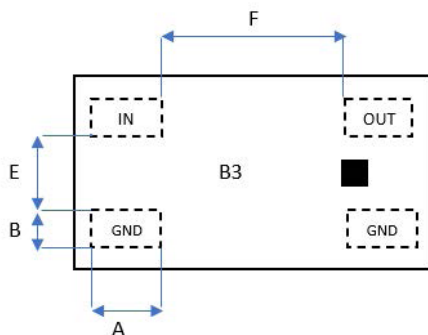
DIMENSIONS (BOTTOM VIEW)



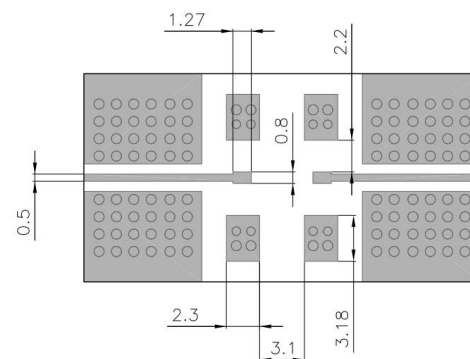
mm (inches)

L	7.2 ± 0.3	B	0.6 ± 0.1
W	4.2 ± 0.2	E	2.4 ± 0.1
T	1.2 max	F	4.43 ± 0.1
A	1.1 ± 0.1		

TERMINALS (TOP VIEW)



RECOMMENDED PAD LAYOUT (MM)



POWER RATING: 8W

Thin-Film RF/Microwave Filters

BP2816 8W Band Pass Filter

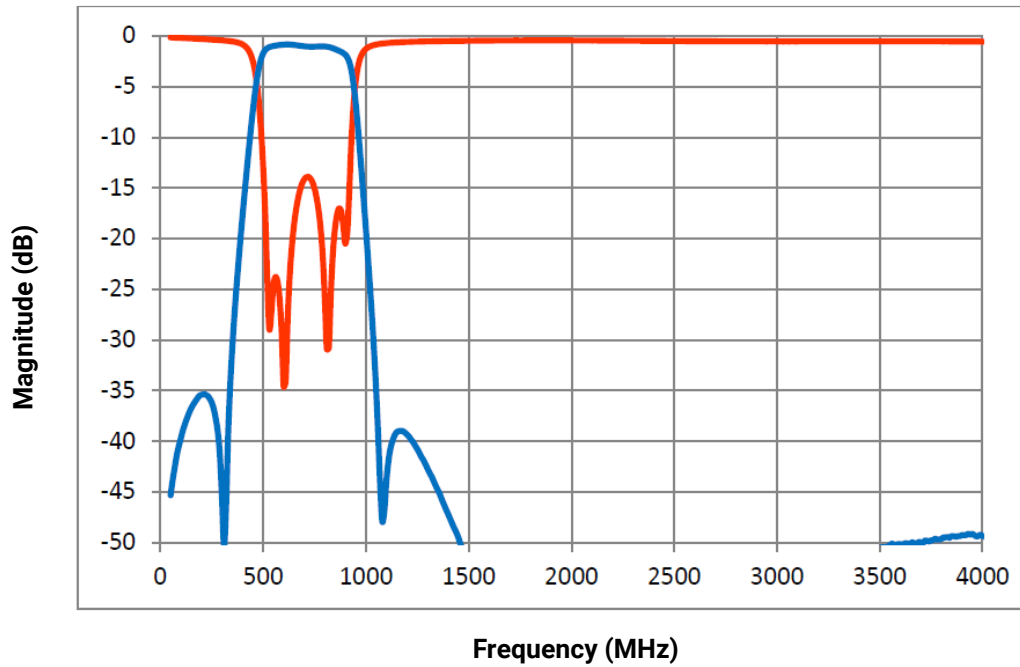
BP2816A0660SNTR



ELECTRICAL CHARACTERISTICS

Description	Value
Center frequency	660 MHz
Impedance	50 ohm
I. loss 520 - 800 MHz	-1.4 dB
In-band return loss	-12 dB
Rejection @ 330 MHz	-40 dB
Rejection @ 1.1 - 1.68 GHz	-35 dB
Rejection @ 1.69 - 2.52 GHz	-37 dB
Power handling (CW)	8 Watt
Operating temperature range	-40/+85 °C
Package	2816


TYPICAL ELECTRICAL PERFORMANCE



Thin-Film RF/Microwave Filters

BP2816 8W Band Pass Filter

BP2816A1010SNTR



ITF TECHNOLOGY

The ITF LGA Filter is based on thin-film multilayer technology. The technology provides a miniature part with excellent high frequency performance and rugged construction for reliable automatic assembly.

The ITF Filter is offered in a variety of frequency bands compatible with various types of high frequency wireless systems.

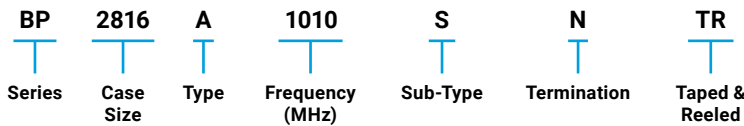
FEATURES

- Small size: 7x4x1mm (LxWxT)
- Band: 760 - 1260 MHz
- Characteristic impedance: 50Ω
- Operating / Storage temp: -40°C – 85°C
- Power Handling: 8W (continuous)
- Low profile
- Rugged construction
- Taped and reeled
- RoHS compliant

APPLICATIONS

- VHF \ UHF applications
- Mobile communications
- Satellite TV receivers
- GPS
- Vehicle location systems
- Wireless LAN's

HOW TO ORDER



FINAL QUALITY INSPECTION

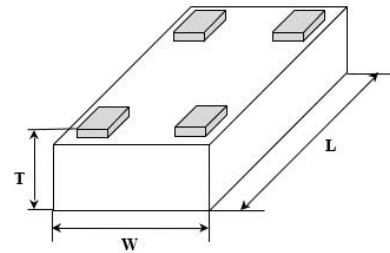
Finished parts are 100% tested for electrical parameters and visual/ mechanical characteristics. Each production lot is evaluated on a sample basis for:

- Static Humidity: 85°C, 85% RH, 160 hours
- Endurance : 125°C, IR, 4 hours

TERMINATION

Nickel/ Lead-free Solder coating (Sn100) compatible with automatic soldering technologies: reflow, wave soldering, vapor phase and manual.

DIMENSIONS (BOTTOM VIEW)

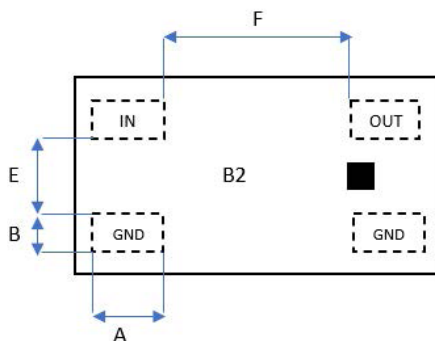


mm (inches)

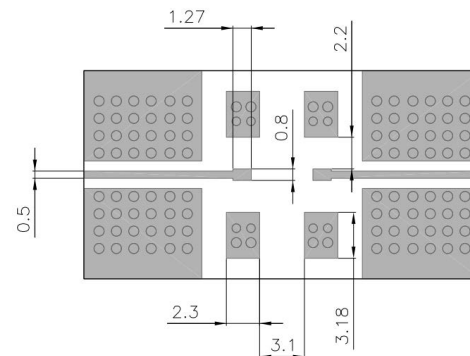
L	7.2 ± 0.3
W	4.2 ± 0.2
T	1.2 max
A	1.1 ± 0.1

B	0.6 ± 0.1
E	2.4 ± 0.1
F	4.43 ± 0.1

TERMINALS (TOP VIEW)



RECOMMENDED PAD LAYOUT (MM)



POWER RATING: 8W

Thin-Film RF/Microwave Filters

BP2816 8W Band Pass Filter

BP2816A1010SNTR



ELECTRICAL CHARACTERISTICS

Description	Value
Center frequency	1010 MHz
Impedance	50 ohm
I. loss 760 - 1260 MHz	-1.3 dB
In-band return loss	-15 dB
Rejection @ 450 MHz	-33 dB
Rejection @ 1.6 - 2.0 GHz	-35 dB
Rejection @ 2.0 - 4.5 GHz	-40 dB
Power handling (CW)	8 Watt
Operating temperature range	-40/+85 °C
Package	2816

TYPICAL ELECTRICAL PERFORMANCE

